



O'zbekiston Respublikasi  
Xalq ta'limi vazirligi

RAZAKBERGENOVA Z.T.

**MAKTABGACHA TA'LIM  
MUASSASALARIDA  
INGLIZ TILINI O'QITISH  
DASTURI**

**TOSHKENT - 2003**

O‘zbekiston Respublikasi Xalq ta’limi vazirligi

Maktabgacha ta’lim muassasasi rahbar xodimlarini qayta tayyorlash  
va malakasini oshirish bo‘yi cha Respublika o‘quv – metodika Markazi

# **Maktabgacha ta’lim muassasalarida ingliz tllini o‘qitish dasturi**

**Tuzuvchi: Razakbergenova Z.T.**

*ЎЗБЕКИСТОН РЕСПУБЛИКАСИ ХАЛҚ ТАЪЛИМИ ВАЗИРЛИГИ  
МАКТАБГАЧА ТАЪЛИМ МУАССАСАСИ РАЎБАР ХОДИМЛАРИНИ  
ҚАЙТА ТАЙЁРЛАШ ВА МАЛАКАСИНИ ОШИРИШ БЎЙИЧА  
РЕСПУБЛИКА ЎҚУВ – МЕТОДИКА МАРКАЗИДА ТАШКИЛ ЭТИЛГАН  
ИЛМИЙ – МЕТОДИК КЕНГАШНИНГ 2003 ЙИЛ 6 МАЙДАГИ 1 – СОНЛИ  
ҚАРОРИ БИЛАН НАШРГА ТАВСИЯ ЭТИЛГАН.*

**“МА’РИФАТ-МАДАДКОР”**

**Toshkent 2003**

## **Kirish**

Ushbu dastur 3 yil davomida ingliz tilini o'rgatishga moljallangan bo'lib mashg'ulotlar quyidagi guruhlarda olib boriladi:

O'rta guruhlarda mashg'ulotlar haftada 2 marta 20 daqiqadan olib boriladi. (jami 72 soat.)

Katta guruhlarda mashg'ulotlar haftada 2 marta 25 daqiqadan olib boriladi. (jami 72 soat.)

Tayyorlov guruhlarda mashg'ulotlar haftada 2 marta 30 daqiqadan olib boriladi. (jami 72 soat.)

### **Dastur quyidagi maqsadlarni oz ichiga oladi:**

1. 3 yil davomida bolalarda ingliz tilida sozlashish, talaffuz qilish, tushinish kabi bilishlarni mujassamlash.

2. Bolalarning fikrlash doirasini, eslab qolish qobiliyatini, diqqatini, dunyoqarashini va ularning intellektual salohiyatini oyin faoliyati orqali yanada rivojlantirish.

3. Bog'cha yoshidagi bolalarda ingliz tili haqidagi tushunchalarni oshirib borish. Ya'ni ularda tiliga bolgan qiziqishini yanada mustahkamlash.

### **Dastur quyidagi mavzular va k'orsatmalardan iborat.**

1. Tanishuv. (Greetings.)
2. Mening oilam. (My Family.)
3. Mening oyinchoqlarim. (My toys.)
4. Sonlar. (Numbers.)
5. Ranglar. (Colours.)
6. Kasblar. (Professions.)
7. Fasllar. (Seasons.)
8. Kiyim-kechaklar. (Clothes.)
9. Hayvonlar va qushlar. (Animals and Birds.)
10. Tana qismlari. (Parts of body.)
11. Oziq-ovqat mahsulotlari. (Food.)
12. Mening uyim. (My house.)
13. Salom maktab. (Welcome to school.)
14. Ingliz alifbosi. (The ABC.)

Har bir mavzuga oid so'zlar, iboralar, she'rlar va ashulalar berilgan, ular o'quv jarayoni davomida bolalar tomonidan ozlashtirib olinishi kerak. Mavzularni o'tish jarayonida faqatgina mavzu bilan cheklanmasdan, otilgan mavzularni qaytarib turish maqsadiga muvofiqdir. Mashg'ulotlarda korgazmali qurollardan foydalanilsa yuqori natijalarga erishish mumkin.

### ***O'рта guruhlarda ingliz tilini o'qitishning maqsad va vazifalari: o'qitishning 1-chi yili)***

1-chi yil o'qitish davrida bolalarda ingliz tili nima uchun kerak ekanligi haqida ma'umot biriladi. Ularga "Greetings", "My Family", "My toys" mavzulari tanishtirib o'tiladi.

Ushbu mavzular boyicha bolalar erkin fikrlay olishlari kerak bolib, javob qaytarishlari lozim. Bundan tashkari o'qitishning 1-chi yilida orta guryhdagi bolalar 4 ta asosiy ranglarni (red, green, blue, yellow.) va 6 gacha (From 1 to 6.) sanashni bilishlari kerak.

Yilning oxiriga kelib esa ular bir nechta she'r va ashulalarni yod olishlari kerak. Xar bir o'tilgan yangi so'z va iboralarni, albatta o'zbek tilidagi tarjimai bilan bolalarni tanishtirib borish lozim.

### ***Katta guruhlarda ingliz tilini o'qitishning maqsad va vazifalari: (o'qitishning 2 chi yili.)***

2 chi yilning oxiriga kelib bolalar ingliz tilida quyidagilarni bilishlari kerak:

1. Kichik hajimdagi matnlarni tushunishni.
2. She'rlar va ashulalarni tushunib, yod olishlari kerak.
3. Bir-birlariga savollar berib javob qaytarishlarni.
4. Suhbatda qatnashayotgan bolalarni tushunishni.
5. Predmrtlar nomini, hajmini, rangini aytishni.

O'qitishning 2 chi yilida bolalga "My family", "My toys", "Seasons", "My house", "Professions" mavzulari tanishtirib o'tiladi. Yana bolalar 1 dan 12 gacha sanashni va qolgan (black, white, brown, orange, pink, violet, grey.) ranglarini o'rganadilar.

### ***Tayyorlov guruhlarida ingliz tilini o'qitishning maqsad va vazifalari: (o'qitishning 3-chi yili)***

3-chi yilning oxiriga kelib bolalar quyidagilarni biishlari kerak:

1. Kichik hajimdagi matnlarni tushunish va gapirib berishni.
2. She'rlar va ashilalarni tushunib yod olishlari kerak.
3. Suhbatda qatnashayotgan bolalarni tushunishni.
4. Bir-birlarida savol berib, javob qaytarishlarni.
5. Predmetlar nomini, hajmini, rangini aytishlarni.
6. Ingliz alifbosining harflarini yod olib, to'gri talaffuz qilib, ularning yozilishini bilishni.

Yana bolalar tomonidan "Animals and birds", "Food", "Clothes", "Parts of body", "Welcome to school" mavzulari o'zlashtirib olinishi kerak. Undan tashqari bolalar 1 dan 20 gacha sanashni va 11 ta ranglarni yod olishlari kerak.

#### **Foydalangan adabiyotlar:**

1. "Английский язык игровой курс для детей" А.П. Василевич г. Дубна 2002г.
2. "English rhymes for children" В.А. Верхогляд г. Москва 2000г.
3. "Merry English songs and scenarioes of holidays" С.В. Арапова г. Ташкент 1996г.
4. "Merry English music book".

# **O'RTA GURUH**

## SENTYABR-OKTYABR

**Mavzu: Greetings-Tanishuv.**

**Yangi soʻzlar: Good morning! Good bye! One, two, yes, no.**

**Mashgʻulotlarda ishlatiladigan iboralar:**

Good morning children! - Good morning, good morning, good morning to you!

How are you? - O'Key.

What is your name? - My name is ...

Where do you live? - I live in Gulistan.

Are you Aziz? - Yes / No.

Good bye children!

Stand up!

Sit down!

Come here!

Look at me!

**Ashula:**

**"Do everything together"**

Clap, clap, clap your hands, } 2 marta  
Clap your hands together.

Stomp, stomp, stomp your feet, } 2 marta  
Stomp your feet together.

Nod, nod, nod your head, } 2 marta  
Nod your head together.

Dance, dance, dance a dance, } 2 marta  
Dance a dance together.

**Jismoniy tanaffus:**

Hands up clap, clap, clap.

Hands down shake, shake, shake.

Hands on hips!

One, two, three hop!

One, two, three stop!

**O'yin:**

**"Day and night".**

Bolalar honaning oʻrtasiga turadilar. Olib boruvchi "Day" desa ular oʻynab, sakrab, yugurib yuradilar.

Lekin olib boruvchi "Night" desa ular jim boʻlib, qimirlamay turishadi. Joyidan qimirlagan bola oʻyinni tark etadi.

**Mavzu: My family - Mening oilam.**

**Yangi so'zlar:** A father, a mother, a sister, a brother, this is, three, four, to have.

**Mashg'ulotlarda ishlatiladigan iboralar:**

Who is this? - This is a father.

Have you a sister? - Yes, I have a sister. No I have not a sister.

Say after me!

Let's play!

Let's sing a song!

**She'r:**

**"I have"**

I have a father,

I have a mother.

I have a sister,

I have a brother.

**Ashula:**

**"Drink your milk".**

Drink, drink, drink your milk,

Drink it everyday.

Father and mother,

Sister and brother.

Drink it everyday.

Eat, eat, eat your soup,

Eat it everyday.

Father and mother,

Sister and brother.

Eat it everyday.

Drink, drink, drink your tea,

Drink it everyday.

Father and mother,

Sister and brother.

Drink it everyday.

Eat, eat, eat your porridge,

Eat it everyday.

Father and mother,

Sister and brother.

Eat it everyday.

**O'yin:**

**“Shut your eyes”**

O'yin kartochkalar yordamida o'ynaladi. Kartochkalar bir qatorga tizilib qo'yiladi. O'qituchi bolalarga “Shut your eyes” deganidan so'ng bolalar ko'zlarini yumib oladilar. Shunda o'qituvchi bironta kartochkani yashirib qo'yadi. Keyin bolalar ko'zlarini ochib qaysi kartochka yoq ekanligini aniklashlari kerak bo'ladi.

## **YANVAR – FEVRAL – MART.**

**Mavzu: My toys – Mening o'ynchoqlarim.**

**Yangi so'zlar: A toy, a doll, a ball, a dog, a cat, a car, a plane, a train, a bike, a helicopter, a bear, a hare, a frog, five, six, red, green, blue, yellow, to like.**

**Mashg'ulotlarda ishlatiladigan iboralar.**

What is this? – This is a car.

What colour is this? – The car is red.

What toy do you like? – I like a doll.

What toy do you have? – I have a cat.

What colour do you like? – I like yellow.

Give me a plane! –

Here you are! –

Thank you!

Please count these toys!

Show me!

Take it!

**She'rlar:**

**“I like”**

I like red,

I like green,

I like blue,

And yellow too.

**“My toys”**

Ana mashina – a car

O'tib ketdi, bir qara.

Ichida quyon – a hare

Kulib ketdi bizlarga

Samolyot uchar – a plane,

Poezd yuradi – a train

Kuchikcha – a dog xurar

Hammasi bizga yoqar!



Пляшет куколка - A DOLL  
Покатился мяч - A BALL  
Застучал трам-трам,  
Барабан - A DRUM  
Едет поезд - A TRAIN  
Самолет летит - A PLANE  
Любят такие игрушки - THE TOYS  
Девочки - GIRLS,  
И мальчики - BOYS.

**Ashula:**

**“Hop, Hop, Hop”**

Little frog, little frog,  
Hop, hop, hop  
Little frog, little frog,  
Stop, stop, stop } 2 marta  
Little frog, hop, hop, hop.  
Kangaroo, kangaroo,  
Hop, hop, hop  
Kangaroo, kangaroo,  
Stop, stop, stop } 2 marta  
Kangaroo, hop, hop, hop.  
Little hare, little hare,  
Hop, hop, hop  
Little hare, little hare,  
Stop, stop, stop } 2 marta  
Little hare hop, hop, hop.

**O'yin:**

**“Magic box”**

O'yinni o'tkazish uchun kerakli anjomlar: katta quti, o'yinchoqlar, xar hil predmetlar. Hamma narsalar qutiga solinadi. Bolalar ko'zlarini yumib qutidan predmetni olib nomini aytishlari kerak bo'ladi. Predmetlarni bittadan olishlari kerak. O'yinda xar hil savollarni qo'llasa bo'ladi: What is this? What do you have? What colour is this?

**Mavzu: Revision – Takrorlash.**

Yil davomida o'tilgan so'zlar, iboralar, she'rlar va ashulalarni mustahkamlash.

**Qo'shimcha topshiriqlar:**

**She'rlar:**

**“From 1 to 6”**

One, one, one –

Little dog run.

Two, two, two –

Cats see you.

Three, three, three –

Squirrels in the tree.

Four, four, four –

Toys on the flour.

Five, five, five –

Plane in the sky.

Six, six, six – two short sticks.

**“Good morning”**

Good morning, good morning,

Good morning to you

Good morning, good morning,

We are glad to see you.

**Ashula:**

**“Come my friend”.**

Come, my friend, and dance with me,

It is easy, you will see

One step back and one step out

And you turn yourself around.

Kel do'stim birga o'yna,

Qadaming olg'a tashla.

Orqaga, oldinda

Va aylangin bir bora

Потанцуй со мной дружок,

Руки в бок и в бок шажок,

Шаг назад, шаг вперед,

И на месте поворот.

O'rta guruhlarda, yil davomida o'tilgan mavzularni o'zlashtirish darajasini tekshirish uchun savollar.

1. What is your name?
2. How old are you?
3. Where do you live ?
4. Are you Aziz?
5. How are you?
6. What colour is this?
7. What colour do you like?
8. How much? (From 1 to 6)
9. Who is this? (My family)
10. Have you a sister? (My family)
11. What is this? (My toys)
12. What colour is this? (My toys)
13. What toy do you like?
14. What toy do you have?

Mavzularga oid savollar berilganda, ko'rgazmali qurollardan foydalaniladi.

# KATTA GURUH

**Mavzu: My family – Mening oilam.**

**Yangi soʻzlar: A mother, a father, a sister, a brother, a grandmother, a grandfather, a boy, a girl, good night, white, black, my, seven, eight.**

**Mashgʻulotlarda ishlatiladigan iboralar:**

Who is this? – This is a boy.

Have you a brother? – Yes I have a brother. No I have not a brother.

What is your mother's name? – My mother's name is ...

Are you a boy or a girl? – I am a boy. I am a girl.

**Sheʻrlar:**

**“My family”.**

Father, mother,

Sister, brother.

Hand in hand

With one another.

**“Good night”**

Good night father,

Good night mother,

Kiss your little son.

Good night sister,

Good night brother,

Good night everyone.

**Ashula:**

**“What is your name?”**

What is your name?

What is your name?

Now tell me please,

What is your name?

My name is Lola – 3 marta

That's my name.

How old are you?

How old are you?

Now tell me, please

How old are you?

I am five years old – 3 marta.

I am five.

Where do you live?

Where do you live?

Now tell me please

Where do you live?

I live in Gulistan – 3 marta.

That's where I live.

**O'yin:**

**“Catch the ball”**

“Tarjomonlar” o'yini.

Bolalar doira bo'lib turadilar. Olib boruvchi esa to'p bilan o'rtada turadi. U to'pni bolalarga otib “Catch the ball” deb o'zbek tilida bir so'z aytadi, masalan “mushuk” bola to'pni ushlab so'zni ingliz tiliga tarjima qilib qaytib olib boruvchiga otadi. Olib boruvchi esa to'pni keyingi ishtirokchiga uzatadi.

## **OKTYABR – NOYABR**

**Mavzu: My toys – mening o'yinchoqlarim.**

**Yangi so'zlar:** A ball, a doll, a car, a plane, a train, a cat, a dog, a hare, a bear, a frog, a toy, a bike, a helicopter, orange, violet, and, ten, nine, please, thank you.

**Mashg'ulotlarda ishlatiladigan iboralar:**

What is this? – This is a ball

What colour is this? – The car is blue.

What toy do you like? – I like a cat.

What toy do you have? – I have a dog.

Give me a hare please! – Here you are!

Thank you.

**She'r:**

**“Butterfly”**

Butterfly, butterfly,

Where do you fly

So quick and so high

In the blue blue sky?

**Ashula:**

**“Step – clap”**

Step- step, clap – clap,  
Step- step, clap – clap,  
Turn yourself around  
And then you clap, clap, clap  
Bend and clap – clap,  
Bend and clap – clap,  
Turn yourself around  
And then you clap, clap, clap  
Hands up clap - clap  
Hands up clap - clap  
Turn yourself around  
And then you clap, clap, clap  
Hands out clap – clap,  
Hands out clap – clap,  
Turn yourself around  
And then you clap, clap, clap  
Hands down clap – clap,  
Hands down clap – clap,  
Turn yourself around  
And then you clap, clap, clap

**O’yin:**

**“In the shop”**

Bitta bola “sotuvchi” bo’ladi. Qolgan bolalar esa “sotib oluvchilar” bo’ladilar. Stol ustiga xar hil anjomlar qo’yiladi. Bolalar birma-bir kelib sotib oladilar:

- Good morning
- Good morning
- What do you want?
- Give me a doll
- Here you are
- Thank you
- Good bye!
- Good bye!

***NOYABR – DEKABR***

**Mavzu: Seasons – Fasllar**

**Yangi so’zlar:** Spring, summer, autumn, winter, a flower, a bird, a tree, a rainbow, snow, rain, sun, sky, leaf, snowgirl, snowman, Santa Claus, moon, star, New Year tree, brown, pink, grey.

**Mashg'ulotlarda ishlatiladigan iboralar:**

What season is it? – It is summer.

What is this? – This is a tree.

What season do you like? – I like spring.

What colour is this? – The sun is yellow.

**She'rlar:**

**“Seasons”**

Spring is green,

Summer is bright,

Autumn is yellow,

Winter is white.

**“Colours”**

Qizil rangni - **RED** denglar

Oqni **WHITE** deb atanglar.

Ko'k-chi **BLUE** - Bu aniq

**BLACK** - qora, **YELLOW** - sariq

**GREEN** – yashil, **ORANGE** – sabzirang,

**VIOLET** – siyoqrang, **BROWN** - jigarrang

**PINK** – pushtirang, **GREY** – kulrang

Qo'limizda mo'y qalam,

Bo'yab qo'ydik bir qarang

Красный цвет будет – **RED**

Желтый будет – **YELLOW**

Синий **BLUE**, сомнений нет.

Сахар – **WHITE** белый

**GREEN** – зеленый, черный – **BLACK**

**VIOLET** – фиолетовый, **ORANGE** – оранжевый

**BROWN** – коричневый, **PINK** – розовый.

**GREY** – серый.

**“New year day”**

New year day, happy day,

We are glad and very day!

We all dance and sing and say:

“Welcome! Welcome! New Year Day!”



**Ashula:**

**“Rain, rain”**

Rain, rain go away  
Come again another day.  
Little Mery wants to play  
Rain, rain go away

**O'yin:**

**“Cat- Cat”**

O'yin ranglarni qaytarishga qaratilgan. Bolalarning bittasi “mushuk” bo'ladi. U qolgan bolalarga teskari bo'lib turadi. Bolalar “mushuk”ga shunday deydilar: “Cat, Cat”

Mushuk: “meow, meow”.

Bolalar: “What colour do you like?”

Mushuk: “I like yellow” deb bolalarning orqalaridan yuguradi.

Bolalar esa mushuk aytgan rangni topib ushlashlari kerak bo'ladilar. Rangni topa olmagan bolani mushuk ushlab olsa o'sha bola mushuk bo'ladi. Bolalar ranglarni kiyimlaridan, o'yinchoqlaridan, atrofdan qidiradilar.

## **YANVAR – FEVRAL**

**Mavzu: My house – Mening uyim.**

**Yangi so'zlar:** A house, a window, a table, a door, a lamp, a bed, a carpet, a chair, a armchair, a sofa, a telephone, a computer, a shelf, a T.V. set, a room, a wall, a ceiling, a floor, eleven, twelve, I see.

**Mashq'ulotlarda ishlatiladigan iboralar:**

What is this? – This is a lamp.

What do you see? – I see a bed.

Point to the ceiling!

Open the door!

Close the door!

**She'rlar:**

**“This is”**

This is a window,

This is a door.

This is a ceiling,

This is a floor.

**“I see”**

I see a room,  
The room is light  
I see a wall,  
The wall is white.  
I see a table,  
And a bed.  
I see a carpet,  
It is red

**Ashula:**

**“I love my mummy”**

One, one, one –  
I love the sun.  
Two, two, two –  
I love my mummy too.  
Three, three, three –  
My Mummy loves me.  
Four, four, four  
I love my Mummy more and more.  
I count from one – I love the sun.  
I count to four – I love my mummy more

**O'yin:**

**“Guess who?”**

Bitta bolaning ko'zlari bog'lanadi. Olib boruvchi esa qolgan bolalarning yoniga borib biron-bir o'yinchoqni ko'rsatadi, bolalarning biri nomini aytadi. Ko'zlari bog'langan esa qaysi bola aytganini topishi kerak.

Masalan: Rustamning ko'zlari bog'liq, olib boruvchi esa Azizning yoniga borib o'yinchoqning nomini aytishni so'raydi. Aziz javob beradi: “This is a car” Rustam esa, “This is Aziz” deyishi kerak. Keyin Azizning ko'zlari bog'lanadi. Agar Rustam adashsa edi u o'yinni davom ettirar edi.

## *MART – APREL*

**Mavzu: Professions – Kasblar.**

**Yangi so'zlar:** A doctor, a cook, a teacher, an engineer, a worker, an airman, a painter, a driver.

**Mashg'ulotlarda ishlatiladigan iboralar:**

What is your father? – My father is a doctor.

Who is this? -- This is an engineer.  
Let's count from 1 to 12!  
Look at this picture!  
She'r: "Happy children"  
We are happy children  
Of the Uzbek land  
And we play and study,  
Always hand in hand.

**Ashula:**

**"The ship is sailing".**  
The ship is sailing,  
The flag is waving,  
Hello my friends  
Hello my friends  
The sun is shining  
The stars are smiling  
Hello my friend, Hello!  
Through rains and thunders  
We'll see the wonders  
With you, my friend,  
With you, my friend.  
We'll be together in any weather  
With you, my friends, with you.  
The ship is starting,  
The hands are waving,  
Good-bye, my friends,  
Good-bye, my friends.  
Next time will land  
In the fairy land.  
Good-bye my friends, good-bye!

**O'yin:**

**"Funny telephone"**

Stol ustida kartochkalar yoki o'yinchoqlar qo'yiladi. Bolalar bir qatorga turadilar. Olib boruvchi boshida turgan bolaning qulogiga kartochkalardan bir so'zning nomini aytadi, boshida turgan bola esa keyingi bolaga aytadi. Shu tariqa oxirida turgan bolagacha so'z yetib keladi. Bola stol oldiga borib, eshitgan so'zni kartochkalardan topib ko'rsatishi kerak bo'ladi. Javob bergan bola qatorning boshiga borib turadi. O'yin shu tarzda davom etadi.

**Mavzu: Revision – Takrorlash.**

Yil davomida o'tilganlarni mustahkamlash.

Qo'shimcha topshiriqlar:

**She'rlar:**

**“Mummy”**

I love my dear Mummy,  
I love her very much.  
And do you love your mummy?  
- Of course, and very much.

**“Flowers”**

Flowers here  
Flowers there  
Flowers growing  
Everywhere!

**Ashula:**

**“I see green”**

I see green, I see yellow,  
I see this funny fellow,  
I see white, I see black,  
I see this and that, and that.  
I see pink, I see brown,  
I stand up, and I sit down.  
I see red, I see blue,  
I see you, and you, and you.

**O'yin:**

**“Cat and mouse”**

Bu o'yin “Sichqon va mushuk” o'yiniga o'xshab o'ynaladi. Bolalar doira shaklida joylashadilar. Ularning bittasi “sichqon” bo'lib o'rtağa turadi, ikkinchi esa “mushuk” bo'lib doira tashqarisiga turadi.

Bolalar doira atrofida yurib shunday deydilar:

- I am mouse
- You are a cat
- One, two, three
- you catch me!

O'yinda maskalardan foydalanish tavsiya etiladi.

Katta guruhlarda yil davomida o'tilgan mavzularni o'zlashtirish darajasini tekshirish uchun savollar.

1. What is your name?
2. How old are you?
3. Where do you live?
4. Are you a boy or a girl?
5. How are you?
6. What colour is this?
7. How much? (From 1 to 12)
8. Who is this? (My family)
9. Have you a sister?
10. What is your mothers name?
11. What toy do you like?
12. What toy do you have?
13. What colour is this? (My toys)
14. What season is it? (Seasons)
15. What season do you like? (Seasons)
16. What is this? (My house)
17. What do you see? (Seasons)
18. What do you have at home?
19. Who is this? (Professions)
20. What is your mother? .

# **TAYYORLOV GURUHI**

## SENTYABR-OKTYABR

**Mavzu: Animals and birds - Hayvonlar va qushlar.**

**Yangi so'zlar:** Domestic animals: a dog, a cat, a horse, a cow, a pig, a camel, a sheep, a goat, a mouse, a frog, a fish.

**Wilds animals:** a hare, a fox, a bear, a wolf, a monkey, a crocodile, a snake, a lion, a tiger, a leopard, a giraffe, an elephant.

**Birds:** a hen, a rooster, a chicken, a goose, an eagle, a duck, a parrot, an owl, a turkey.

Thirteen, fourteen.

**Letters:** *Aa, Bb, Cc, Dd, Ee, Ff.*

**Mashg'ulotlarda ishlatiladigan iboralar:**

What animals is this? - This is an elephant. The elephant is wild animal.

Is it big or little? - It is big.

What animal do you have? - I have a dog.

What animal do you like? - I like pig.

Swim! Clap! Jump! Sleep! Run!

**She'rlar:**

**"Monkey".**

Monkey, monkey,

In a tree.

Tell me, tell me

- What do you see?

- I see a monkey,

Just like me!

**"My dog".**

I have a dog

His name is Jack

His head is white

His ears are black.

**Ashula:**

**"In the ZOO".**

Tomorrow on sunday

We'll go to the ZOO.

Tomorrow, tomorrow

We'll go to the ZOO.

There is a giraffe there

And a yellow lion too,  
A bear and a monkey,  
And a big elephant too.  
Tomorrow on Sunday,  
We'll go to the ZOO.  
Tomorrow, tomorrow  
We'll go to the ZOO.  
There is a hare there  
And a striped tiger too  
A zebra and a donkey,  
And a big leopard too.

**O'yinlar:** "In the shop", "Cat and mouse", "A magic box".

### *NOYABR-DEKABR.*

**Mavzu:** Food - Oziq-ovqat maxsulotlari.

**Yangi so'zlar:** milk, tea, coffee, juice, water, ice-cream, chocolate, bread, cheese, butter, cake, an apple, a pear, a plum, grapes, a cherry, an orange, a banana, a lemon, a strawberry, a potato, a carrot, a cabbage, an onion, a tomato, a cucumber, to eat, to drink, fifteen, sixteen.

**Letters:** *Gg, Hh, Ii, Jj, Kk, Ll.*

**Mashg'ulotlarda ishlatiladigan iboralar:**

What is this? - This is a pear.

What do you like to eat? - I like to eat cheese.

What colour is this? - The cucumber is green.

**She'r:**

**"I like coffee".**

One, two, three,

Let me see.

Who likes coffee?

And who likes tea?

I like coffee.

I like tea.

I like radio.

And TV.



**Ashula:**

**“If you’re happy”.**

1. If you’re happy and you know it – clap your hands.  
If you’re happy and you know it – clap your hands.  
If you’re happy and you know it – and you really want to show it,  
If you’re happy and you know it - clap your hands.
2. Shamp your feet.
3. Snap your fingers.
4. Click your tongue.
5. Nod your head.
6. Say O’Key.
7. Do all six.

**O’yinlar: “In the shop”, “Shut your eyes”.**

*YANVAR-FEVRAL.*

**Mavzu: Clothes - Kiyim - kechaklar.**

**Yangi so’zlar:** A dress, a shirt, a coat, a scarf, a cap, pants, socks, boots, slippers, gloves, seventeen, eighteen.

**Letters: Mm, Nn, Oo, Pp, Qq, Rr, Ss.**

**Mashg’ulotlarda ishlatiladigan iboralar:**

What is this? - This is a cap.  
What colour is this? - The shirt is yellow.  
What do you see? - I see blue slippers.

**She’r:**

**“Shoes and boots”.**

Shoes and boots,  
Boots and shoes.  
Come and buy  
The size you use  
Try them on,  
Before you choose.  
Shoes and boots,  
Boots and shoes.

**Ashula:**

**“My dear mummy”.**

My dear, dear mummy!  
Let me kiss your face.  
I want you to be happy  
Today and always.

Be happy, be happy  
Today and always.  
My dear, dear mummy!  
I love you very much.  
I want you to be happy  
On the 8-th of march.  
Be happy, be happy  
On the 8-th of march.

**Oyinlar: "Cat - cat", "Funny telephone".**

*FEVRAL - MART.*

**Mavzu: Parts of body - Tana qismlari.**

**Yangi so'zlar:** A head, a face, a hair, eyes, a mouth, ears, a nose, a hand, a leg, a finger, teeth, nineteen, twenty.

**Letters:** *Tt, Uu, Vv, Ww, Xx, Yy, Zz.*

**Mash'ulotlarda ishlatiladigan iboralar:**

What is this? - This is a nose.

Show me your hands!

Open your eyes!

Shut your eyes!

Clap your hands!

Brush your hair!

Let's count from 1 to 20!

**She'r:**

**"I have two eyes!**

I have two eyes and I can see,

I have two ears and I can hear.

I have a mouth and I can talk,

I have two legs and I can walk.

**Ashula:**

**"Put your finger".**

Put your finger on your head,

Put your finger on your head,

On your head, on your head,

Don't forget, don't forget.

Put your finger on your nose,

Put your finger on your nose,

On your nose, on your head,

Don't forget, don't forget.

Put your finger on your ear,  
Put your finger on your ear,  
On your ear, on your head,  
Don't forget, don't forget.  
Put your finger on your mouth,  
Put your finger on your mouth,  
On your mouth, on your head,  
Don't forget, don't forget.

**O'yin: "Here I am".**

**By o'yin bolalaring diqqatini shakillantirishdan iborat.**

Olib boruvchi ketma - ket "a head", "a nose" kabi so'zlarini aytib ozi esa bolalarni adashtirish uchun boshqa tana qismlariga ko'rsatadi.

Masalan: "a head" deb oyoqqa ko'rsatadi, "a nose" deb qo'lga ko'rsatadi.

Bolalar esa olib boruvchiga qaramay eshitdan so'zlarini to'g'ri ko'rsatishlari kerak.

## **APREL - MAY.**

**Mavzu: Welcome to school - Salom maktab.**

**Yangi so'zlar:** A pen, a pencil, a pencil-box, a book, a note-book, a ruler, a rubber, a bag, a desk, a schoolboy, a schoolgirl.

**Mashg'ulotlarda ishlatiladigan iboralar:**

What is this? - This is a bag.

What colour is this? - The bag is red.

How many pencils do you have? - I have five pencils.

What letter is this? - Aa.

Count from 1 to 20

**Sher'lar:**

**"ABC"**

A, B, C, D, E, F, G

John is hiding far from me,

Looking here, looking there

I can see him anywhere

**"Pencils"**

I have many pencils

Red and green and blue.

I will draw a picture

And give it to you.

**Ashulalar:**

**“The English alphabet”**

*A, B, C, D, E, F, G, H,  
I, J, K, L, M, N, O, P,  
Q, R, S, T, U, V, W, X, Y, Z*

This is English alphabet  
Which we never must forget.

**“This is the way”**

This is the way  
We wash our hands  
Wash our hands  
Wash our hands  
This is the way  
We wash our hands  
Every day in the morning.  
This is the way  
We clean our teeth  
Clean our teeth  
This is the way  
We clean our teeth  
Every day in the morning.  
This is the way  
We brush our hair  
Brush our hair,  
Brush our hair.  
This is the way  
We brush our hair  
Every day in the morning.  
This is the way  
We go to school  
Go to school  
Go to school  
This is the way  
We go to school  
Every day in the morning.

**O'yinlar:**

**“Magic box”, “In the shop”, “Catch the ball”.**

Tayyorlov guruhlarida yil davomida otilgan mavzularni, ozlashtirish darajasini tekshirish uchun savollar.

1. What is your name?
2. How old are you?
3. Where do you live?
4. Are you a boy a girl?

5. How are you?
6. What colour is this?
7. How much? (from 1 to 20)
8. What animal is this?
9. Is it big or little?
10. Is it domestic or wild animal?
11. What animal do you have?
12. What is this? (Food)
13. What do you like to eat?
14. What colour is this? (Food)
15. What is this? (Clothes)
16. What colour is this (Clothes)
17. What do you see? (Clothes)
18. What is this? (Welcome to school)
19. What colour is this (Welcome to school)
20. How many pencils do you have?
21. What is this (Parts of body)
22. What letter is this?

**DASTURDA  
QO'LLANILGAN  
ASHULALARGA  
NOTALAR  
TO'PLAMI**

## DO EVERYTHING TOGETHER

Clap, clap, clap your hands, Clap your hands to -  
 -geth - er. Clap, clap, clap your hands,  
 Clap your hands to -geth - er. Stamp, stamp,  
 stamp your feet, Stamp your feet to -  
 -geth - er. Stamp, stamp, stamp your feet,  
 Stamp your feet to - geth - er.

## DRINK YOUR MILK

Бойко

1. Drink, drink, drink your milk, Drink it eve-ry day, Fa - ther and  
 2. Eat, eat, eat your soup, eat it eve-ry day Pa - ther and

mo-ther, sis - ter and bro - ther drink it eve-ry day.  
 mo-ther, sis - ter and bro - ther drink it eve-ry day.

Легко, задорно

# HOP, HOP, HOP.

The musical score is written in G major (one sharp) and 2/4 time. It consists of five systems, each with a piano accompaniment and a vocal line. The piano part uses a grand staff (treble and bass clefs). The vocal line is written in a single treble clef. The lyrics are: "1 Lit - tle frog, lit - tle frog, Hoo, hop, hop. Lit - tle frog, lit - tle frog, Stop, stop, stop Lit - tle frog, lit - tle frog, Hoo hon, hop. Lit - tle frog, lit - tle frog, Stop, stop,"



stop. Litt - le frog,

hop, hop, hop.

8

Detailed description: This is a three-staff musical score for a piece titled 'Little Frog'. The first staff contains the vocal line with lyrics 'stop. Litt - le frog,'. The second staff contains the vocal line with lyrics 'hop, hop, hop.' and a fermata over the final note. The third staff contains the piano accompaniment. The music is in 2/4 time and the key signature has two sharps (F# and C#).

THIS IS THE WAY

This is the way we wash our hands,

Wash our hands, wash our hands, This is the way we

wash our hands, Eve - ry day in the morn\_ing.

Detailed description: This is a three-staff musical score for the song 'This is the way'. The music is in 2/4 time and the key signature has two sharps (F# and C#). The lyrics are: 'This is the way we wash our hands, Wash our hands, wash our hands, This is the way we wash our hands, Eve - ry day in the morn\_ing.' The melody is simple and repetitive, suitable for a children's song.

# WHAT'S YOUR NAME?

B TEMPO MODERATO

1. What is your name?      What is your name?  
2. How old are you?      How old are you?

now tell me please:      What is your name?  
now tell me please:      How old are you?

My name is Le - na.      My name is Le - na.  
I am five years old.      I am five years old.

My name is Le - na.      That's my name.  
I am five years old.      I am five.

# PUT YOUR FINGER

Энергично

Put your fin- ger on your head, Put your fin- ger on your head,

The first system of music consists of two staves. The upper staff is a vocal line in treble clef with a key signature of one sharp (F#) and a 2/4 time signature. It contains the lyrics "Put your fin- ger on your head, Put your fin- ger on your head,". The lower staff is a piano accompaniment in bass clef with the same key signature and time signature, providing harmonic support for the vocal line.

On your head, on your head, Don't for-

The second system of music continues the vocal and piano parts. The vocal line has the lyrics "On your head, on your head, Don't for-". The piano accompaniment continues with rhythmic accompaniment.

get, don't for- get.

8

The third system of music shows the vocal line with a fermata over the final note of the phrase "get, don't for- get." and a measure rest for 8 measures. The piano accompaniment continues with a steady rhythm.

The fourth system of music begins with a first ending bracket labeled "1.2.3." and a second ending bracket labeled "4.". The vocal line has the lyrics "Put your" under the first ending. The piano accompaniment concludes the piece with a final chord.

## COME MY FRIEND

Историзма

По тан-цуй со мной дру-жок. Ру - ки вбок и вбок ша-жок



Шаг на-зад, Шаг впе-ред. И на мес-те по-вс-рот.



Come, my friend, and dance with me. It is ea - sy, you will see



One stop back and one stop o - ut. And you turn your-self a - round



## THE ENGLISH ALPHABET

Receto

A, B, C, D, E, F, G, H, I, J, K,

Musical notation for the first system, covering letters A through K. The notation is in G major (one sharp) and 4/4 time. The right hand plays a simple melody, and the left hand provides harmonic accompaniment.

L, M, N, O, P, Q, R, S, T,

Musical notation for the second system, covering letters L through T. The notation continues from the first system.

U, V, W, X, Y,

Musical notation for the third system, covering letters U through Y. The notation continues from the second system.

Z That is Eng - lish al - fa - bed

Musical notation for the fourth system, covering the letter Z and the phrase "That is English alphabet". The notation includes a dynamic marking of *p.* (piano) and concludes with a double bar line.

## STEP - CLAP

Allegro

1. Step - step, clap - clap, Step - step, clap - clap,  
2. Bend and clap - clap, Bend and clap - clap.



Turn your-self a - round And then you clap, clap, clap,  
Turn your-self a - round And then you clap, clap, clap,



## THE SHIP IS SAILING

С дирижером

1. The ship is sail-ing, The flag is wa-ving, Hel-lo my friend, Hel-lo  
 2. The sun is shi-ning, The stars are smi-ling, Hel-lo my friend, Hel-lo

lo, my friends. 2. The lo. 2. Through rains and thunders We'll  
 be to-ge-ther in

see the won-ders, With you, my friend, With you my friends. With  
 a - ny wea-ther, With you, my friend, With

you. 3. The ship is star-ting. The hands are wa - ring. Good  
 time will land. In the fai - ry la - nd

bye, my friends, Good-bye my friends. Nex  
 bye, my friends, Good

## IN THE ZOO

С дижестивом




1. To - mor - row on Sun - day We'll go to the  
 2. To - mor - row on Sun - day We'll go to the



Zoo. To - mor - row, to - mor - row We'll go to the  
 Zoo. To - mor - row, to - mor - row We'll go to the



Zoo. The - re is a gi - raffe, the - re, And a yel - low li - on  
 Zoo. The - re is there a wal - rus, And a stri - py ti - ger



too. A be - ar and a mon - key, And big e - le - fant  
 too. A zeb - ra and a



too don - key and a Ba - by Kan - ga - roo






## I SEE GREEN

Сдержанно

I see green, I see yell - ow, I see this fun - ny



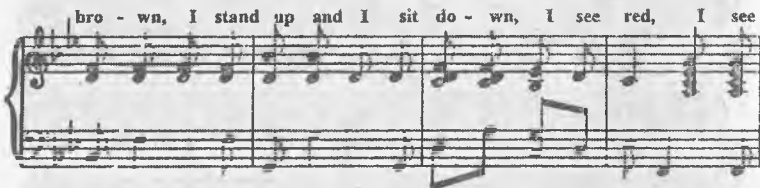
fell - ow, I see white, I see black, I see this and that and



that. I see pink, I see



bro - wn, I stand up and I sit do - wn, I see red, I see



blue, I see you, and you, and you.



# I LOVE MY MUMMY

С движением

One, one, one - I love the sun.



Two, two, two - I love my Mum-my, too.



Three, three, three - My Mum - my loves me.



Four, four, four - I lo - ve her more and



more. I count from one, I love the sun. I count to



four, I love my Mummy more! I count from one, I love the



sun. I count to four, I love my Mummy more!



# IF YOU'RE HAPPY

Задорно

If you're hap-py and you know it - clap your hands. If you're

hap-py and you know it - clap your hands. If you're

hap-py and you know it, And you real-ly want to show it, If you're

hap-py and you know it - Clap your hands.

Detailed description: The image shows four systems of musical notation for the song 'If You're Happy'. Each system consists of a grand staff with a treble clef on the upper staff and a bass clef on the lower staff. The music is written in a simple, rhythmic style. The lyrics are placed above the treble staff. The first system ends with a double bar line. The second system ends with a double bar line. The third system ends with a double bar line. The fourth system ends with a double bar line and a first ending bracket labeled '1.' and '2.'.

# MY DEAR MUMMY

♩ = 120

1. My  
2. My

de - ar, de - ar Mum - my. Let me kiss your  
de - ar, de - ar Mum - my. I love you ve - ry

face: I want you to be hap - py To -  
much. I want you to be hap - py

-day and al - ways. Be hap - py, be  
on the 8-th of March. Be hap - py, be

hap - py to - day and al - wa - ys. Be  
hap - py on the 8-th of Mu - rch. Be

hap - py, be hap - py to - day and al - ways.  
hap - py, be hap - py on the 8-th of Murch

# **MAKTABGACHA TA'LIM MUASSASALARIDA INGLIZ TILINI O'QITISH DASTURI**

Tuzuvchi: Razakbergenova Z.T.

Muharrir: G. Hazratova  
Kompyuter dizayneri: E. Abduramanov  
Sahifalovchi dizayner: B. Rajabov  
Musahhih: N. Usmanov

Bosishga ruxsat etildi: 23.06.2003 y. Bichimi 84x108  $\frac{1}{32}$   
Times New Roman garniturasida, kegl 10. Ofset bosma.  
Shartli bosma tobog'i 1,5. Adadi 1000  
Buyurtma N90. Bahosi kelishilgan narxda.

Toshkent– "Ma'rifat-Madadkor"–2003  
700083, Toshkent shahri, Matbuotchilar ko'chasi, 32.

Alisher Navoiy nomidagi O'zbekiston Milliy kutubxonasining  
bosmaxonasida chop etildi.  
Toshkent shahri, X. Sulaymonov ko'chasi, 33.

