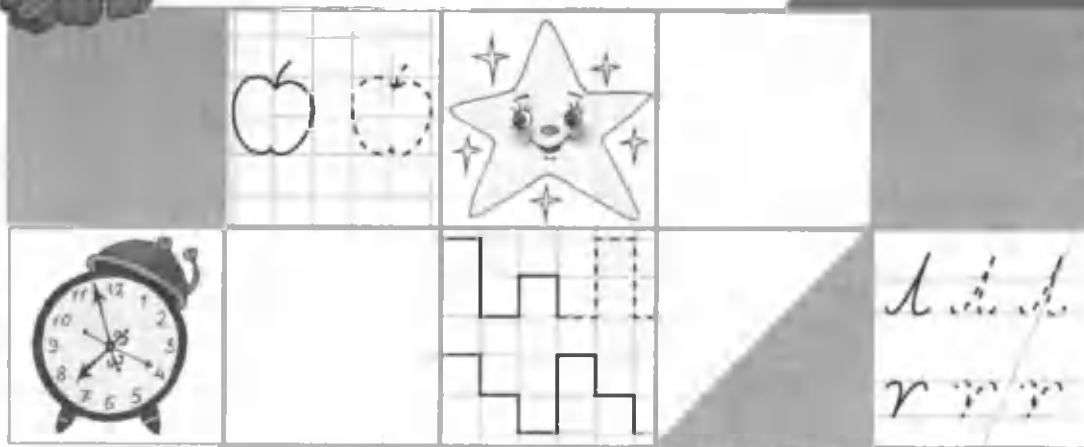


BOʻLANING RIVOJLANISHI

6-7
yosh

Testlar to'plami



UO'K 373.29(079.1)
KBK 74.102
T42

TESTLAR TO'PLAMI. 6-7 yoshdagi bolalar uchun / tuzuvchi M.Nabiyeva [va boshq.]; muharrir R. Zapparov; tarjimon A. Akbar; musahhah O. Azimova. – Toshkent: Davr nashriyoti, 2013 – 136 b. – (Bolaning rivojlanishi)

Qo'lingizdagi to'plam malakali pedagoglar va psixologlar tomonidan ishlab chiqilgan bo'lib, eng to'liq test topshiriqlarini o'zida jamlagan. Ushbu testlar yordamida siz bolangizning rivojlanganlik darajasini osongina aniqlay olasiz, eng muhimi 6-7 yoshli bolaning rivojlanishi bo'yicha qilingan barcha ishlarni sarhisob qilib, uning maktabga borishga va u yerda o'qishga qay darajada tayyorligini bilib olasiz. Agar test natijalari yetarli darajada baland bo'lmasa xafa bo'lmang! Ushbu to'plamdagi qo'shimcha mashqlar kichkintoyingizning bilim darajasini oshirishga yordam beradi.

Tuzuvchilar:

Manzura Nabiyeva, Barno Abdullayeva, Shakir Urishov, Muxtabar Abdiyeva

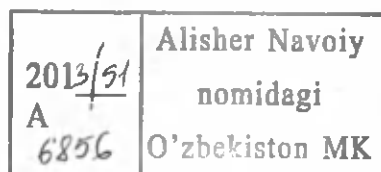
Taqrizchilar:

Hajiza Ibraimova – RTM boshlang'ich ta'lim bo'limi bosh metodisti;

Umida Tulayeva – Toshkent viloyati Parkent tumanidagi 5-maktab boshlang'ich sinf o'qituvchisi;

Muxtabar Atabayeva – Toshkent shahar Yunusobod tumanidagi 206-sonli maktabgacha va boshlang'ich ta'lim majmuasi tarbiyachisi.

Ushbu qo'llanma Respublika ta'lim markazi huzuridagi «Boshlang'ich ta'lim» yo'nalishi bo'yicha Ilmiy-metodik kengashning 2011-yil 28-oktabrdagi 3-sonli yig'ilishda muhokama qilinib (umumiy o'rta ta'lim maktablari qo'shidagi maktabga tayyorlov guruhlari hamda uyda ota-onalar yordamida bolalarni maktabga tayyorlashga oid mashg'ulotlar uchun) nashrga tavsiya etilgan.



N1 31767
491

UO'K 373.29(079.1)
KBK 74.102
T42

Hurmatli ota-onalar va ustozlar!

Qo'lingizdagi kitob 6–7 yoshli kichkintoyning rivojlanishi bo'yicha qilingan barcha ishlar-ni sarhisob qilib, uning maktabga borishga va unda o'qish uchun qay darajada tayyorligini aniqlashga yordam beradi.

Kitob sakkiz bo'limdan iborat bo'lib, kichkintoyning rivojlanishi va ta'lim olishining barcha jihatlarini: diqqat-e'tibor, fikrlash qobiliyati, kichik motorika va h.k.larni o'zida qamrab olgan. Har bir bo'lim tekshiruvchi topshiriq-testlardan iborat bo'lib, ular orqali kichkintoyning rivojlanish darajasini oson aniqlash, uning o'z tengqurlaridan orqada qolayotganligi yoki o'zib ketganligini bilib olish, qanday qilib va qay usulda qo'shimcha shug'ullanish zarurligini aniqlab olish mumkin.

Agar test natijalari yetarli darajada baland bo'lmasa, nima uchun kichkintoyingiz topshiriqlarni bajara olmaganligini tushunishga harakat qiling. Shundan keyin u bilan qo'shimcha ravishda shug'ullanish, zarurat bo'lganda mutaxassislariga murojaat qiling.

Kitob bo'yicha haftasiga bir necha marta 10–15 daqiqadan shug'ullanish lozim. Mashg'ulotlarga kirishishdan avval tinch, xotirjam muhit yaratishga harakat qiling. Siz mashqlar-ni bajarishni mo'ljallayotgan stolda kichkintoyning diqqatini o'ziga tortadigan hech qanaqa ortiqcha narsa bo'lmasligi kerak. Bolangizga topshiriqni tushuntirib bering, uni mustaqil ravishda bajarib ko'rishni taklif qiling. Agar kichkintoy qiynalsa, unga yordam bering, biroq bolangiz uchun topshiriqni o'zingiz bajarmang.

Siz bolakay bajargan har bir test-topshiriqni baholab borishingiz va tegishli katakchani ma'lum bir sxemaga binoan bo'yash orqali bu haqda belgi qo'yib borishingiz lozim bo'ladi. Agar kichkintoy topshiriqni mustaqil ravishda o'zi to'liq, xatosiz bajargan bo'lsa – katakchani to'liq bo'yaysiz, topshiriqni kattalarning yordami bilan, ozroq xatolarga yo'l qo'ygan holda bajargan bo'lsa – katakchani yarmini bo'yaysiz, agar bola topshiriqni bajarishga qiynalgan, u kattalarning yordamiga muhtoj bo'lsa – katakchani bo'yamasdan ochiq qoldiring.


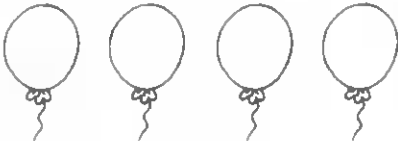

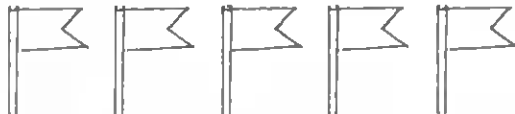
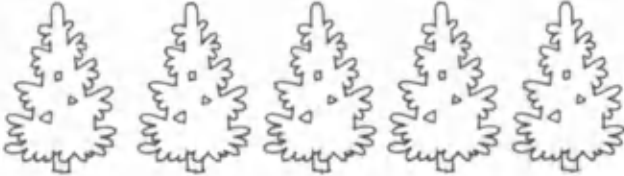

Shuni esda tutingki, baholash tizimi faqat sizga va faqatgina bolaning maktabga tayyorligini aniqlash uchungina kerak. Shu sababli bolangiz qanday natija ko'rsatganidan qat'i nazar, siz uni tirishqoqligi uchun maqtab qo'yishingiz kerak, garchi siz uning ishidan unchalik mamnun bo'lmasangiz ham.

Kitobning oxirida yig'ma jadval joylashtirilgan bo'lib, u orqali siz bolangiz rivojlanishining umumiy darajasini kuzatib borishingiz mumkin. Buning uchun Siz unga topshiriq-test natijalarini kiritishingiz kerak bo'ladi xolos, shunda to'liq to'ldirilgan jadval orqali kerakli xulosani chiqarib olasiz.

Sizga va kichkintoyingizga muvaffaqiyatlar tilaymiz!

Testlar

1. Har bir qatorga ko'rsatilgan raqamga nechta predmet yetmayotgan bo'lsa, shuncha predmetni chizing.

5	
8	
6	
9	
7	
10	



Topshiriqni xatosiz bajardi.



1-2 ta xatoga yo'l qo'ydi.



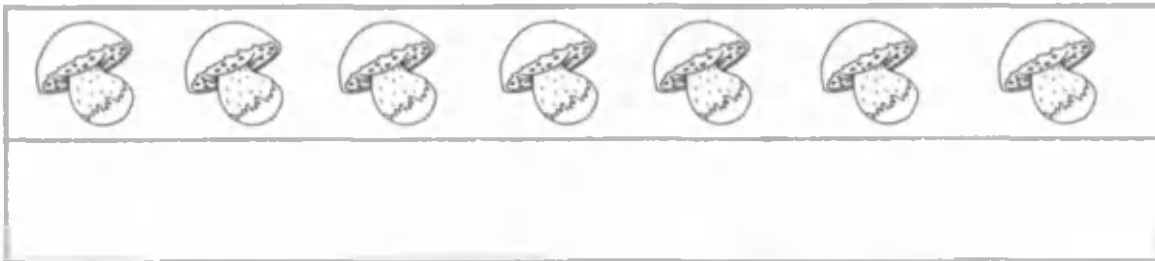
3-4 ta va undan ortiq xatoga yo'l qo'ydi.




2. Predmet rasmini pastki qatorda bir donaga ko'proq qilib chizing.




Ostki qatorga predmetlarni shunday chizingki, ularning soni yuqoridagidan bittaga kam bo'lsin.



Ostki qatorga predmetlarni shunday chizingki, ularning soni yuqoridagidan ikkitaga ortiq bo'lsin.




Ostki qatorga predmetlarni shunday chizingki, ular yuqoridagidan ikkitaga kam bo'lsin.



- Topshiriqni xatosiz bajardi.
- 1 ta xatoga yo'l qo'ydi.
- 2 va undan ortiq xatoga yo'l qo'ydi.




3. Bo'sh katakchalarga yozilgan raqamdan oldin va keyin keladigan raqamlarni yozing.




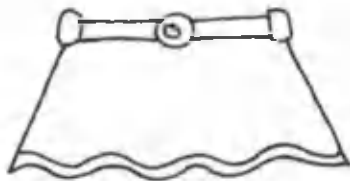


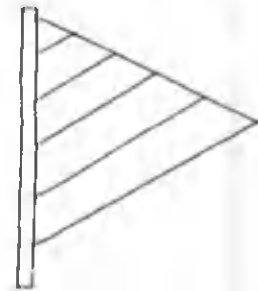
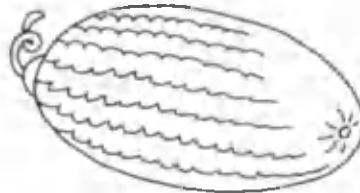
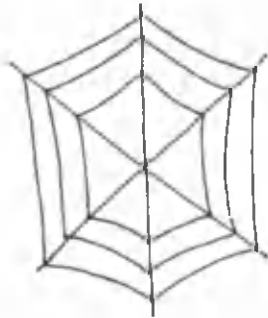
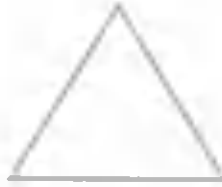

- Raqamlarni to'g'ri yozdi.
- 1-2 ta xatoga yo'l qo'ydi.
- 3-4 va undan ortiq xato qildi.



4. Uychalarning tomiga yozilgan sonni ikkita songa ajratib yozing. Ikki qismga ajratilgan sonlarning bir qismi uychalarning chap qismiga yozib qo'yilgan.



5. Geometrik shakllarning nomlarini ayting. Har bir shaklni o'ziga o'xshash buyum bilan chiziq chizib biriktiring.






■ Geometrik shakllar nomini to'g'ri topdi va o'xshash buyumlarni to'g'ri tanladi.

▣ 1-2 ta xatoga yo'l qo'ydi yoki 1-2 ta shakl nomini ayta olmadi.

□ 3-4 ta xatoga yo'l qo'ydi.



6. «Ortiq», «kam», «teng» belgilarini qo'ying.



- Barcha belgilarni to'g'ri qo'ydi.
- 1-2 ta xatoga yo'l qo'ydi.
- 3-4 ta va undan ortiq xato qildi.



7. O'yla va bo'sh katakchalarga kerakli miqdordagi doirachalarni chizing.

● ●	<	
-------	---	--

● ● ● ●	>	
------------	---	--

● ● ●	=	● ● ● ● ●
-------------	---	-----------------

● ● ● ●	<	
------------	---	--

● ● ● ● ● ●	>	
-------------------	---	--

● ● ● ● ● ● ● ●	=	
-----------------------	---	--

■ Kerakli miqdordagi doirachalarni chizib, barcha misollarni to'g'ri yechdi.

▣ 1-2 ta xatoga yo'l qo'ydi.

□ 3-4 ta xatoga yo'l qo'ydi.



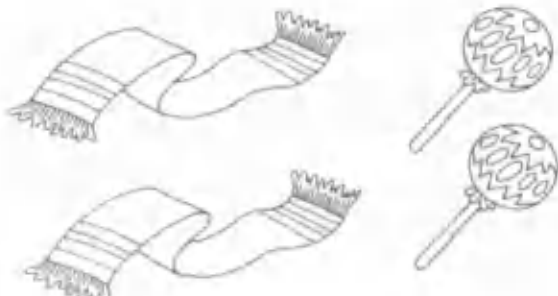
8. Suratlar bo'yicha misollar o'ylab toping, ularni katakchalarda yechib ko'rsating.



--	--	--	--	--



--	--	--	--	--



--	--	--	--	--











--	--	--	--	--

- Barcha misollarni mustaqil ravishda o'ylab topdi va yechimlarini to'g'ri yozdi.
- Misollar o'yladi, lekin ularning yechimini to'g'ri yoza olmadi yoki noto'g'ri yechdi.
- Misollarni yechishda qiynaldi.



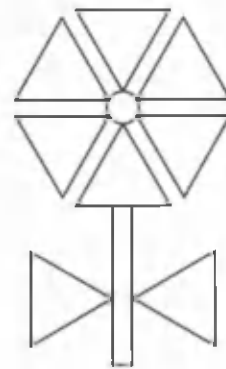
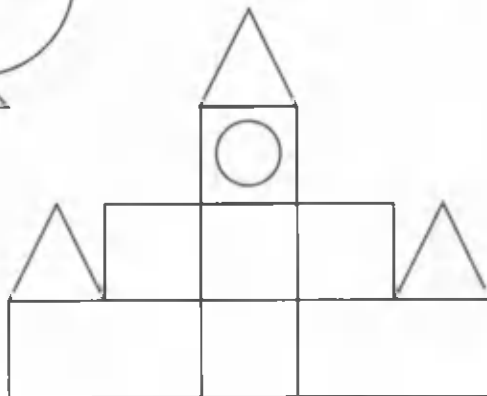

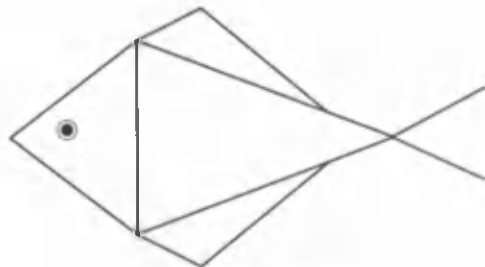
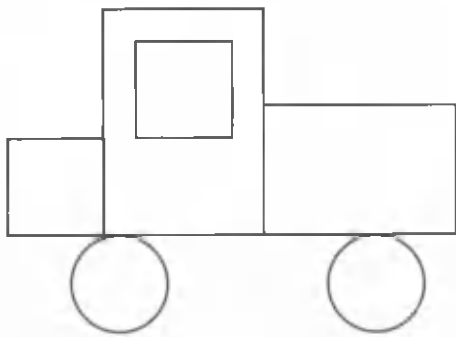
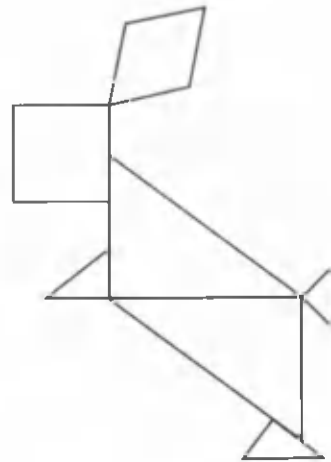
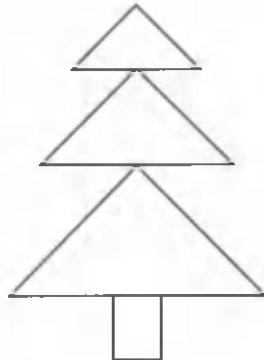

6–7 yoshdagi bola quyidagilarni bilishi kerak:

-  *0, 1, 3, 4, 5, 6, 7, 8, 9 raqamlarini; «+», «-», «=», «>», «<» belgilarini;*
-  *qo‘shish va ayirishga doir misollar tuzish va yechishi;*
-  *arifmetik belgilardan foydalanishni;*
-  *aylana va kvadratni ikkita va to‘rtta teng qismga bo‘lishni;*
-  *birinchi o‘nlikdagi raqamlar tartibini;*
-  *raqamlar tartibini to‘g‘ri va teskari tartibda sanashni;*
-  *navbatdagi songa birni qo‘shib, yoki o‘zidan keyingi sondan birni ayirib birinchi o‘nlikdagi har bir sonni hosil qilishni;*
-  *oylar nomini va haftadagi kunlar tartibini bilishi kerak.*

Agar farzandingiz bularning barchasini bilmasa, u bilan qo‘shimcha tarzda yana shug‘ullaning.

Qo'shimcha mashqlar.

Bo'yang: ○ – sariq rangga, □ – ko'k rangga, ▭ – qizil rangga, ▲ – yashil rangga, ▱ – zarg'aldoq rangga, ◆ – jigarrangga.



Katakchalarga sonlarni avval ko'payib boruvchi tartibda, so'ng kamayib boruvchi tartibda yozib chiqing.

2	1	4	3	6	5	8	7	9	10
<input type="text"/>	<input type="text"/>	<input type="text"/>	<input type="text"/>	<input type="text"/>	<input type="text"/>	<input type="text"/>	<input type="text"/>	<input type="text"/>	<input type="text"/>
<input type="text"/>	<input type="text"/>	<input type="text"/>	<input type="text"/>	<input type="text"/>	<input type="text"/>	<input type="text"/>	<input type="text"/>	<input type="text"/>	<input type="text"/>

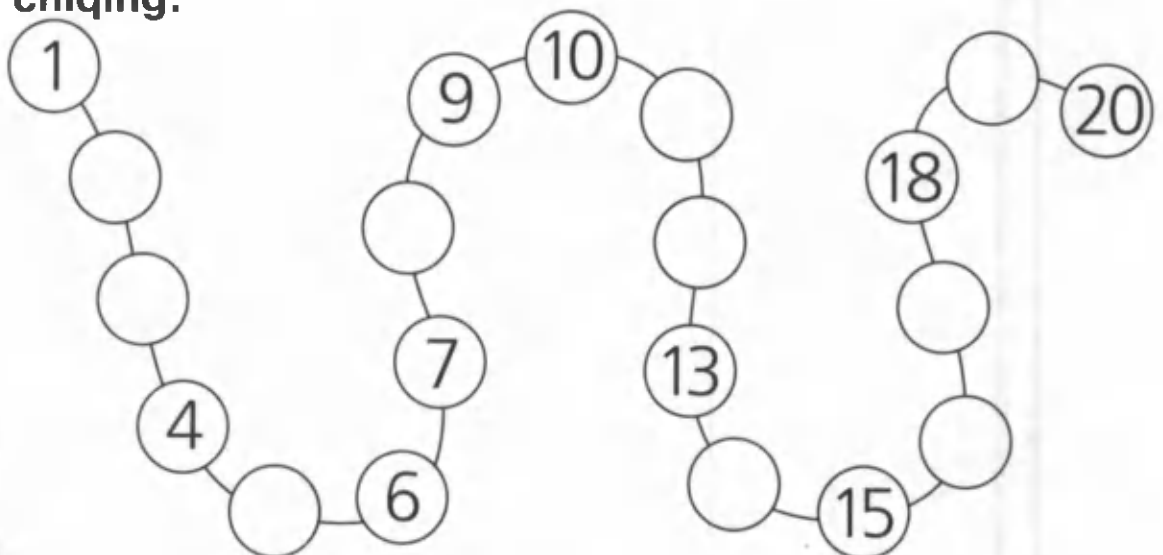
Yuqoridagi sonlarga bir sonini qo'shib quyidagi katakchalarga yozib chiqing.

1	2	3	4	5	6	7	8	9	10
<input type="text"/>	<input type="text"/>	<input type="text"/>	<input type="text"/>	<input type="text"/>	<input type="text"/>	<input type="text"/>	<input type="text"/>	<input type="text"/>	<input type="text"/>


Yuqoridagi sonlardan bir sonini ayirib quyidagi katakchalarga yozib chiqing.

1	2	3	4	5	6	7	8	9	10
<input type="text"/>	<input type="text"/>	<input type="text"/>	<input type="text"/>	<input type="text"/>	<input type="text"/>	<input type="text"/>	<input type="text"/>	<input type="text"/>	<input type="text"/>

Tushirib qoldirilgan sonlarni aylanalar ichiga yozib chiqing.

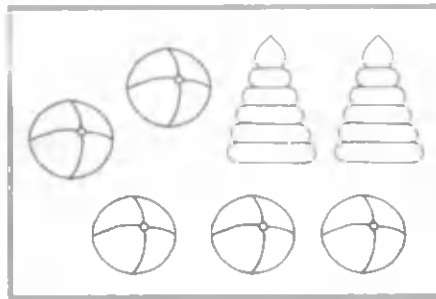


Har bir misolga mos keluvchi rasmni topib ularni chiziqcha bilan birlashtiring.



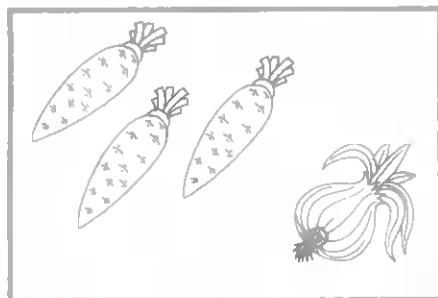

$2 + 2$

$4 + 4$



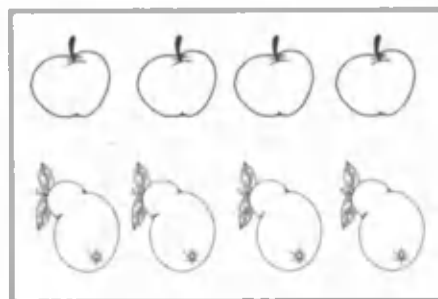

$3 - 1$

$5 - 2$



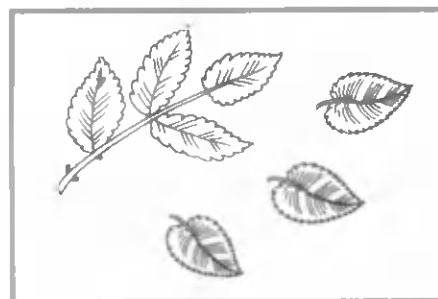
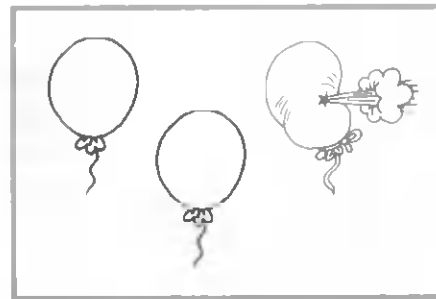
$2 + 1$

$5 - 1$



$7 - 3$

$3 + 1$



$6 + 3$

$5 + 2$



Misollarni yeching.

$2+1=\square$

$6-2=\square$

$1+1=\square$

$5-4=\square$

$3+7=\square$

$2+5=\square$

$4+3=\square$

$8-3=\square$

$3+2=\square$

$6-1=\square$

$10-2=\square$

$8-4=\square$

$2+8=\square$

$6+3=\square$

$5-1=\square$

$5+5=\square$

$1+4=\square$

$8-6=\square$

$>$, $<$, $=$ belgilarni qo'ying.

$5\square 4$

$9\square 9$

$9\square 4$

$1\square 3$

$10\square 3$

$6\square 2$

$6\square 6$

$3\square 3$

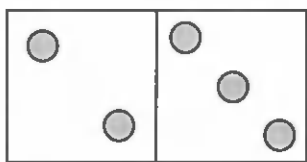
$5\square 5$

$2\square 9$

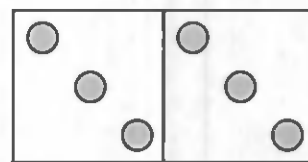
$7\square 7$

$1\square 8$

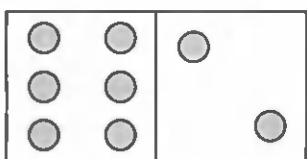
Har bir domino donasidagi doiralarni sanab, ularni mos son bilan chiziqcha orqali birlashtiring.



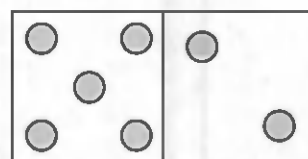
7



5



6



8

Masalalarni yechib, javoblarni yozing.


Shoxchada ikkita chumchuq va uchta chittak o'tiribdi. Shoxda hammasi bo'lib nechta qush o'tiribdi?



Buta ostida to'rtta tipratikan o'tirgan edi. Ularning ikkitasi qochib ketdi. Buta ostida nechta tipratikan qoldi?




Yalanglikda oltita quyuncha o'tirgan edi. Ularning uchtasi uyiga qochib ketdi. Yalanglikda nechta quyuncha qoldi?



2013/91 A 6856	Alisher Navoiy nomidagi O'zbekiston MK
----------------------	--

Testlar


1. Nimalar chizilganini ayting. Bu buyumlar haqida bilganlaringizni so'zlab bering.



(Bu velosiped. Transport turiga kiradi. Uning egar, rul, g'ildiraklari bor. Uni minib, haydash mumkin.)



(Bu sviter. U kiyim. Jundan to'qilgan. Uni sovuq kunlarda kiyiladi.)



(Bu belkurak. U asbob hisoblanadi. Yog'och va metallidan tayyorlanadi. Belkurakda yer chopiladi.)



(Bu choynak. Idish-tovoq turi. U chinnidan yasaladi. Choynakda choy damlanadi.)



Har bir buyumni alohida guruhga ajratdi. Ularni qanday materialdan yasalganligi haqida so'zlab berdi.



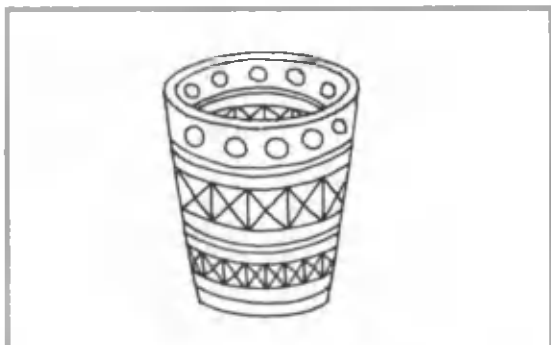
Buyumlar haqida so'zlab berdi, biroq guruhlariga ajrata olmadi.



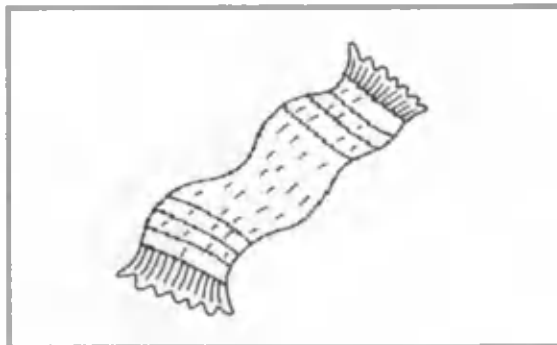
Buyumlar nomini aytdi, lekin ular haqida so'zlab bera olmadi.



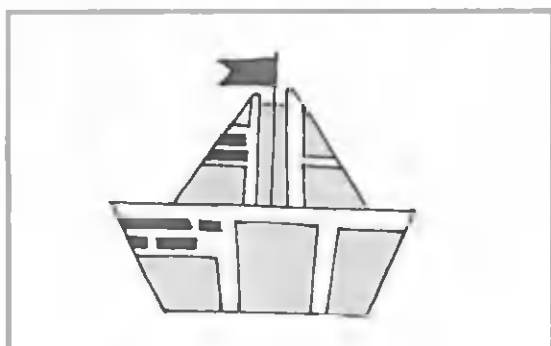
2. Yangi soʻz birikmasini tuzing. Masalan,
yogʻochdan yasalgan stul – yogʻoch stul.



Shishadan tayyorlangan
guldon (shisha guldon)



Jundan toʻqilgan sharf
(jun sharf)




Qogʻozdan yasalgan
kemacha
(qogʻoz kemacha)



Moʻynadan tikilgan qalpoq
(moʻyna qalpoq)



Gʻishtdan qurilgan uy
(gʻishtin uy)



Tunukadan yasalgan
chelak (tunuka chelak)

- Topshiriqni xatosiz bajardi.
- 1 ta xatoga yoʻl qoʻydi.
- 2 va undan ortiq xatoga yoʻl qoʻydi.



3. Chizilgan rasmni bir gap bilan ifodalang.
So'ng boshqa so'zlar ishlatib rasmga izoh bering.
Masalan, bola kulyapti – bola xaxolaypti.



Bolalar raqs tushishyapti
(o'ynashyapti).



Quyvon irg'ishlayapti
(sakrayapti).




Bola yig'layapti
(ho'ngrayapti).

- Barcha so'zlarni to'g'ri tuzdi.
- 1–2 ta so'zni ayta olmadi.
- Birorta ham so'z topa olmadi.



4. Rasmlarni ko'zdan kechirib, qizchanning qayerda ekanini so'zlab bering.



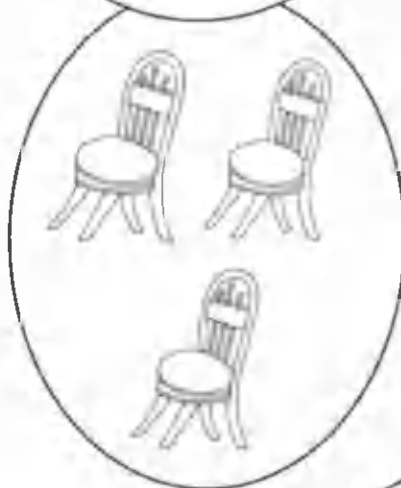
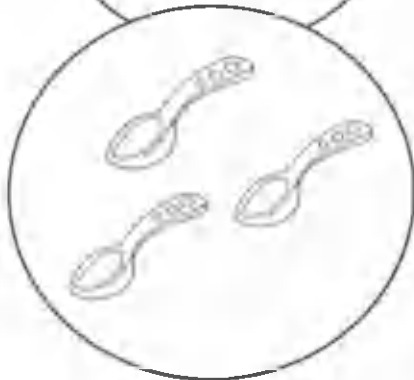
Kelishik qo'shimchalari va ko'makchilarni to'g'ri qo'lladi.

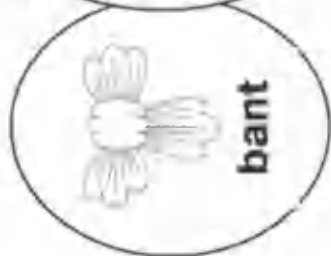
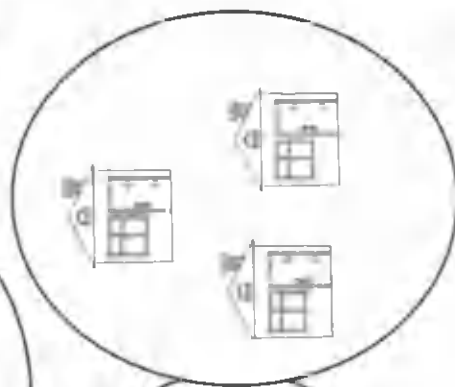
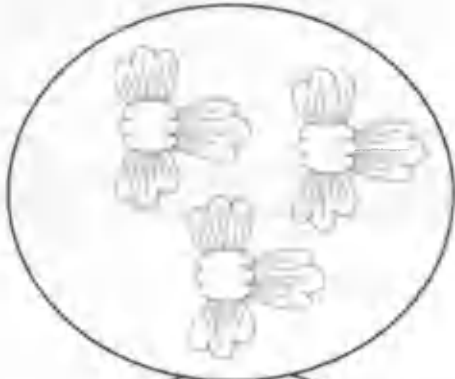
1-2 ta xato qildi.

3-4 ta va undan ortiq xatoga yo'l qo'ydi.



5. Buyumlarni avval birlikda, so'ng ko'plikda qanday aytilishini ayting.





Barcha so'zlarni ko'plikda to'g'ri aytdi.

1-2 ta xato qildi.

3-4 ta undan ko'p xatoga yo'l qo'ydi.



6. Rasmlarni ko'zdan kechirib, ularda nima aks etganini gapirib ber.



- Rasmlarga oid mustaqil hikoya tuzdi.
- Kattalar yordamida hikoya tuzdi.
- Rasmlar orasidagi bog'liqlikni payqamadi va hikoya tuza olmadi.

7. Har bir rasmda bolalar nima qilayotgani haqida soʻzlab bering. Har bir rasimga hikoya tuzing.



7-8 tadan kam boʻlmagan gap tuzib, rasmlarga aloqador hikoyalar toʻqidi.

4-6 ta gapdan iborat yetarlicha bogʻlanmagan va toʻliq boʻlmagan hikoya tuzdi.

Har bir rasimga oid 1-2 ta gap tuzdi.

8. Hikoyalarni tinglang. Ularni matnga yaqinlashtirib takrorlaing.

Marjona maktabdan qaytdi. Uyda onasi yolg'iz edi. Marjona stol yoniga o'tirib, kitobini ochib, ertak o'qiy boshladi. Onasi xursand bo'lib ketdi.








Sovuq kunlar boshlandi. Bolalar qushlarning inlariga don sochdilar. Chittaklar inlariga uchib keldilar. Ularning ko'kraklari sariq, boshi, beli va qanotlari qora rangda edi. Chittaklar juda chiroyli edi. Ular donlarni cho'qib, yana uchib ketdilar.



- Hikoyalarni matnga moslab so'zlab berdi.
- Hikoyalarni kattalar yordami bilan so'zlab berdi.
- So'zlab berishda ancha qiynaldi.




6–7 yoshdagi bola shularni bilishi kerak:

-  Turli xildagi qiyin gaplar tuzishni. Masalan, rasm, qizcha, chizdi, bo‘yoqlar bilan; bolalar, tepalik, chang‘ilar, uchmoq, -da, -dan kabi berilgan so‘z va qo‘shimchalardan gaplar tuzishni.
-  Tezlikda yangi so‘z birikmalarini tuzishni. Masalan, mo‘ynadan tikilgan qalpoq – mo‘yna qalpoq va h.k.
-  Maqollar ma‘nosini tushuntirib berishni. Masalan, «Mehnatning tagi rohat» maqolini.
-  Bitta rasmga, bir nechta rasmlarga qarab, hayotdan olingan hikoyalarni tuzishni.
-  She‘rlarni ifodali o‘qishni, ya‘ni satrlarda ifodalangan, quvonch, g‘am, zavqni o‘ziga xos ohanglarda o‘qishni va h.z.

Agar farzandingiz bularni to‘liq bilmasa, u bilan qo‘shimcha ravishda shug‘ullaning.

Qo'shimcha mashqlar.

Shunday uchta gap tuzingki, ularning har birida berilgan so'zlar guruhi ishtirok etsin.



Sut
Idish
Ichmoq
Mushuk



It ini
It
Qora
Uxlayapti



Bolalar
Sirk
Avtobus
Jo'namoq

Topshiriqlarda berilgan so‘zlarga qarama-qarshi ma’nosidagi so‘zlarni toping:

Quvnoq qizaloq – xafa bola

Yorug‘ kun –

Sovuq qish –

Erta bahor –

Yomon kayfiyat –



Erkalovchi so'zlarni toping:


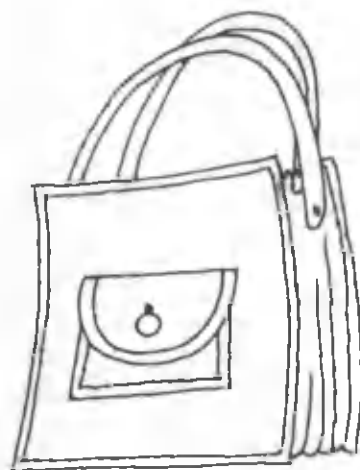
Oq quyon – oppoqqina quyon

Yangi sumka –

Kichik daryo –

Ko'k chashka –

Iliq sut –



**Narsalarga mos belgilar to'plamini tanlang.
Nima uchun tanlaganingizning sababini tushuntiring.**

Koptok
Katta
Yo'l-yo'l
Rezinali

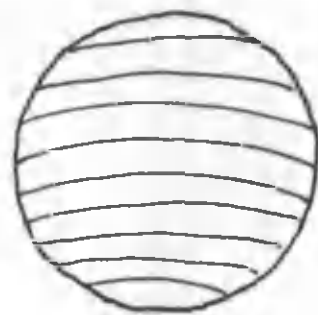
Barg
Kichkina
Naqshinli
Zarang

Barg
Katta
Silliq
Qayin

Pufak
Dumaloq
Rangli
Havo

Mushuk
Katta
Yo'l-yo'l
Paxmoq

Mushuk
Kichkina
Mo'ylovli
Quvnoq



Har bir ta'rifga mos rasmni tanlang.
Nima uchun tanlaganingizni tushuntirib bering.

Sariq
Nordon
Cho'zinchoq

Baland
Ignali
Yashil

Quvnoq
Chaqqon
Sariq

Kichkina
O'rmon
Tikanakli

Qog'ozdan
Yengil
Yasalgan

Dumaloq
Sariq
Yorqin

Oq
Havoda suzadi
Yengil


Uzunchoq
Sovuq
Shokoladli

Kichkina
Nafis
Chinni




Topishmoqlarni toping. Topishiriqlarga javob bo'lgan rasmlarni topishmoqlar bilan chiziqcha orqali bog'lang. Bu predmetlar haqida nima uchun shunday deyilishini tushuntiring.

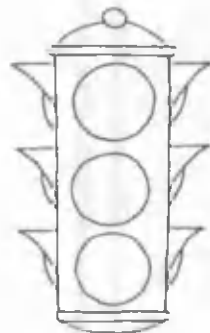
O'zi kuylab, o'zi so'zlar,
O'zi kino ko'rsatar.
Bu g'aroyib quticha
Dunyodan berar xabar.



Temirdanman, kichkinaman,
Eshiklarda tirqishim.
Men bo'lmasam kira olmas,
Uyning ichiga hech kim.



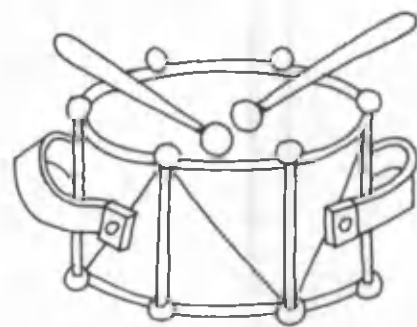
Yog'ochlarni betiga
Ursangiz navbat bilan,
Shoxdan qadamlarga mos
Ohang taralar undan.



Yoz bo'yi chordoqlarda
Orziqib kutar qishni.
O'zi yengil, qoyillatar
Qorlarda sirpanishni.



Chorrahalarda turar
Uchta ko'zli afsungar.
Uchta ko'zi doimo,
Navbatma-navbat yonar.



Rasmni ko'zdan kechirib, savollarga javob bering.



Rasmda nimalar tasvirlangan?

Qizcha qaerga ketyapti?

Qizcha nima uchun yo'lak bo'ylab o'rmonga ketyapti?



Nima qizchadan cho'chib berkindi?

Qizcha buta yonidagi qo'ziqoringa yaqinlashsa, nima sodir bo'lishi mumkin?

Testlar

1. Ikkala rasmdagi farqlarni toping.

Bu topshiriqni bajarish uchun 3–5 daqiqa kifoya.



■ Mustaqil ravishda va tezda barcha farqlarni topdi.


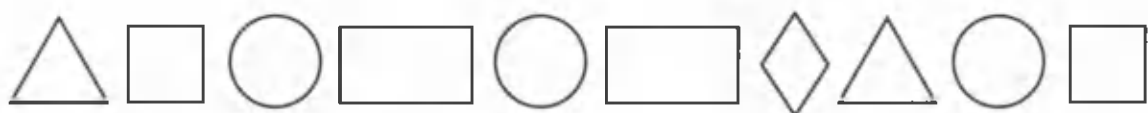
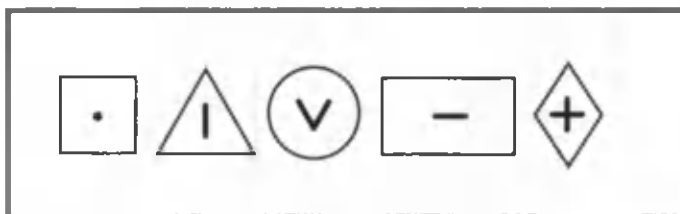
▣ 1–2 ta farqni topa olmadi yoki topshiriqni 5 daqiqadan ortiqroq vaqtda bajardi.

□ 3–4 ta farqni topa olmadi. Yoki hamma farqni 5 daqiqadan ortiq vaqt ichida topdi.



2. Belgilarni figuralar ichiga belgilangan tartibda qo'yib chiqing.

Bolaning topshiriqni bajarishiga qancha vaqt ketganini albatta hisobga olish kerak.



2–3 daqiqa ichida barcha belgilarni to'g'ri qo'ydi.

Bajarishga 3-dan 5 daqiqagacha vaqt sarfladi,
1–3 ta xatoga yo'l qo'ydi.

Vazifani bajarishga 5 daqiqadan ortiq vaqt sarfladi;
4–6 ta xatoga yo'l qo'ydi.



3. Rasmdan ikkita bir xil masxarabozni toping va bo'yang.



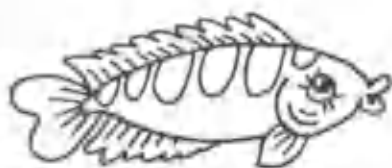




Bir xil masxarabozlarni 20 soniya ichida topdi.

Topshiriqni 20–30 soniya ichida bajardi.

Topshiriqni 30 soniyadan ortiq vaqtda bajardi.



4. Rasmdan bir-biriga o'xshash baliqlarni toping.



- Bir xil baliqlarni 20 soniyada topdi.
- Topshiriqni 30 soniyada bajardi.
- Topshiriqni 30 soniyadan ziyod vaqt ichida bajardi.



5. Rasmdan 1 dan 20 gacha bo'lgan sonlarni topib, tartib bilan sanab chiqing.

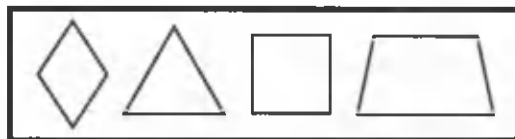
Bolaning topshiriqni bajarishiga qancha vaqt ketganini albatta hisobga olish kerak.

1	11	16	3
13			
19	7	6	9
	18	14	12
15	4	2	20
10	17	5	8

- Sonlarning barchasini tartibi bilan topishiga 1 daqiqa ketdi.
- Sonlarning barchasini tartibi bilan topishiga 1–3 daqiqa ketdi.
- Topshiriqni bajarolmadi yoki bajarishiga 3 daqiqadan ortiq vaqt ketdi.



6. Namunadagi to'rtta figura qaysi qatorda berilgan?




- Topshiriqni 2 daqiqa ichida xatosiz bajardi.
- Topshiriqni 1–2 ta xato bilan, 2–3 daqiqada bajardi.
- 2 ta xatoga yo'l qo'yib, 3 daqiqadan ortiq vaqtda bajardi.



7. Rasmdan faqat namunada berilgan shakllarning ustiga chizib chiqing.


Bolaga bu topshiriqni bajarishi uchun qancha vaqt ketganiga e'tibor bering.



Topshiriqni 2 daqiqa ichida xatosiz bajardi.

1–3 ta xatoga yo'l qo'ydi, 2–3 daqiqa vaqt sarfladi.

3-tadan ortiq xato qildi, 3 daqiqadan ko'p vaqt sarfladi.



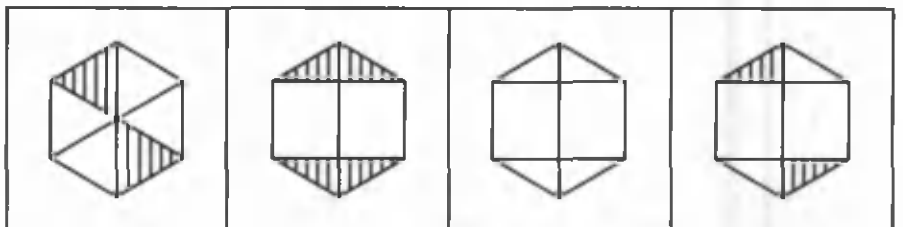
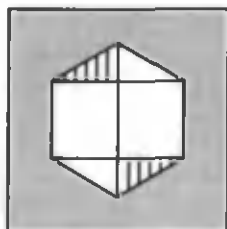
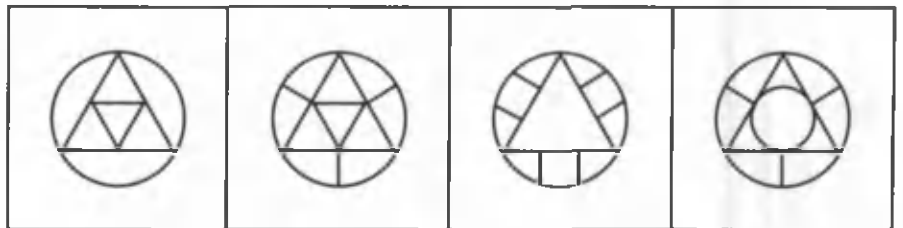

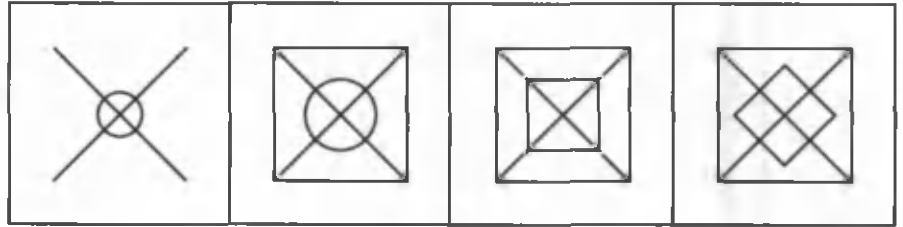
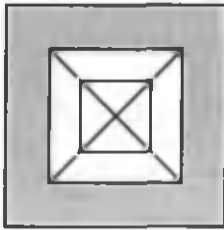
8. O'xshash vazalarni toping. Ularni chiziqlar bilan birlashtiring.



- Topshiriqni 1 daqiqa ichida bajardi.
- Topshiriqni bajarishga 1-2 daqiqadan ortiq vaqt sarfladi.
- Topshiriqni bajarishga 2 daqiqadan ortiq vaqt sarfladi.



9. Har bir qatordagi shakllar orasidan qator oldida turgan shaklga o'xshashini toping.



Topshiriqni 1 daqiqa ichida bajardi.

Topshiriqni bajarishga 1–2 daqiqadan ortiq vaqt sarfladi.

Topshiriqni bajarishga 2 daqiqadan ortiq vaqt sarfladi.



6–7 yoshdagi bola quyidagilarni bilishi kerak:

- ❁ *Topshiriqlarni boshqa narsalarga chalg'imasdan 15 daqiqa ichida bajarishni.*
- ❁ *Predmetlar o'rtasidagi, ikkita rasm o'rtasidagi 5–6 ta farqni aniqlashni.*
- ❁ *Ko'rish maydonida 8–10 ta predmetni nazardan qochirmaslikni.*
- ❁ *Harakat yoki naqshdan nusxa ko'chirishni.*
- ❁ *O'yinlarni tez, diqqat bilan qo'shimcha shartlarga e'tibor bergan holda o'ynashni, masalan, o'yin boshlashdan avval u bilan kelishib olganingizni (o'yinchoqlar nomini eshitsa chapak chalishi kerakligini, maktab asbob-anjomlari nomini eshitsa qo'llarini stolga qo'yishni, sport anjomlari nomini eshitsa, qo'lni yelkasiga qo'yishni. Yoki oxirigi harfi «a» bilan tugaydigan so'zlarni eshitganda qo'lni yuqori ko'tarishi lozimligini) uddalashi shart.*

Agar farzandingiz bularning barchasini bajara olmasa, u bilan qo'shimcha ravishda shug'ullaning.

Qo'shimcha mashqlar.

Namunadagi jadvalda 1 dan 10 gacha bo'lgan sonlarning har biri ostiga alohida belgilar qo'yilgan. Mana shu jadvaldan foydalanib quyidagi jadvallarni to'ldiring.

1	2	3	4	5	6	7	8	9	10
-	·	√	=	∧	⊥	⊢	□	△	~





1	5	2	3	9	6	10	5	2	1	9









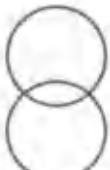







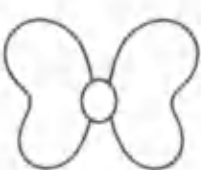



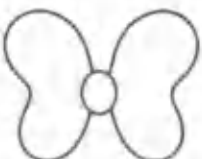



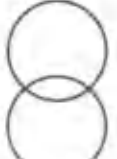
4	6	9	7	3	1	2	6	7	10	6

8	3	5	8	6	3	2	5	7	4	10

6	9	8	7	1	5	4	3	6	10	5

Suratdan yuqorida berilgan shakllar sonini aniqlab, topgan sonlaringizni bo'sh katakchalarga yozib chiqing.

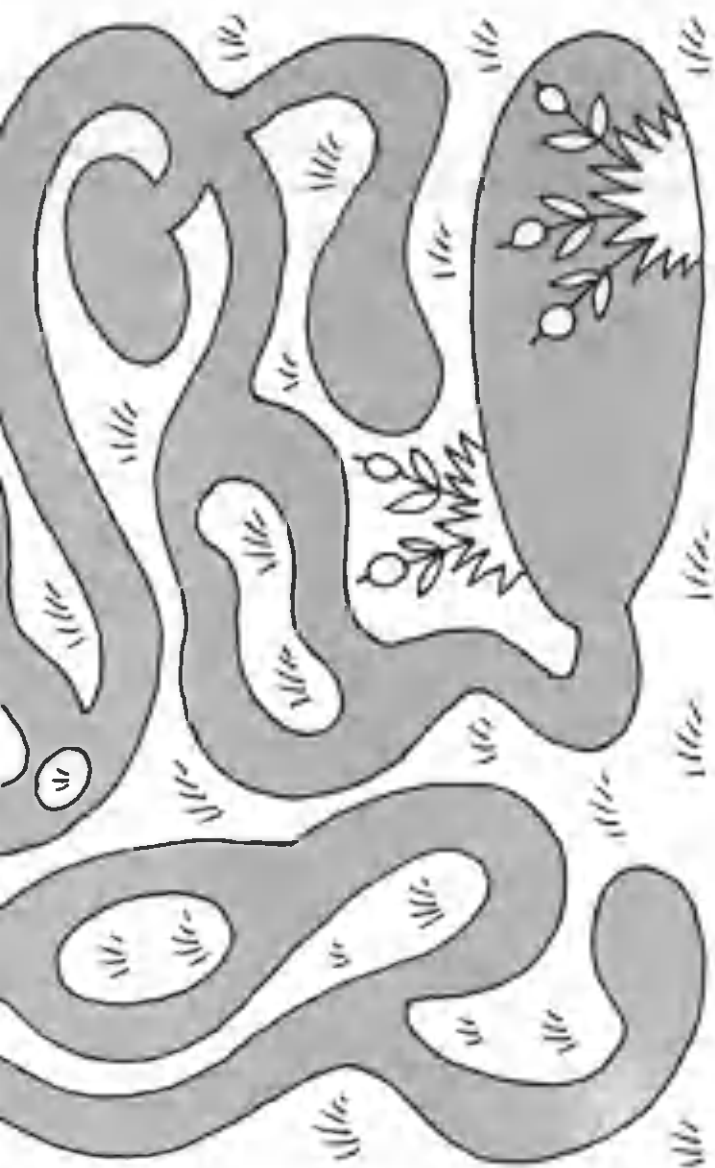
			

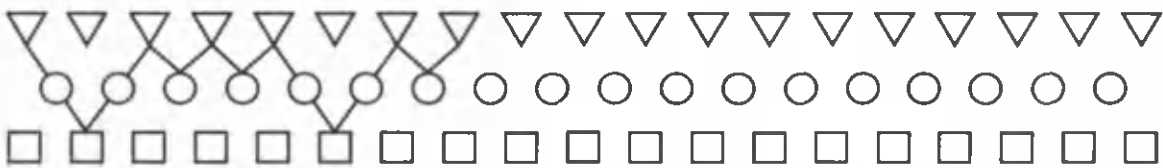
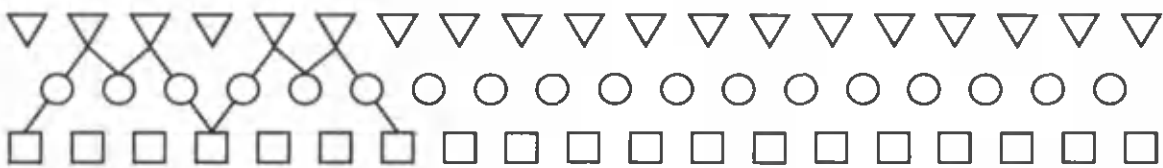
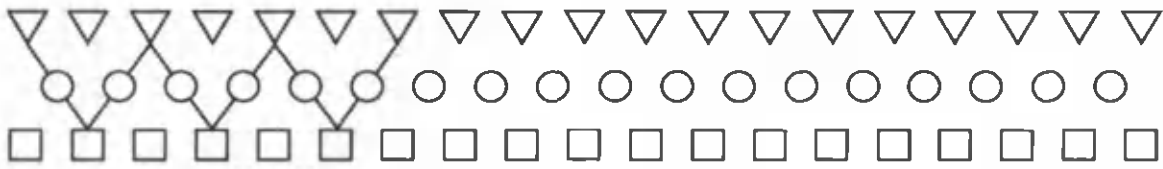
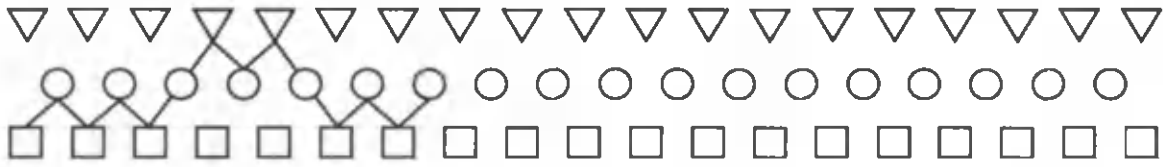
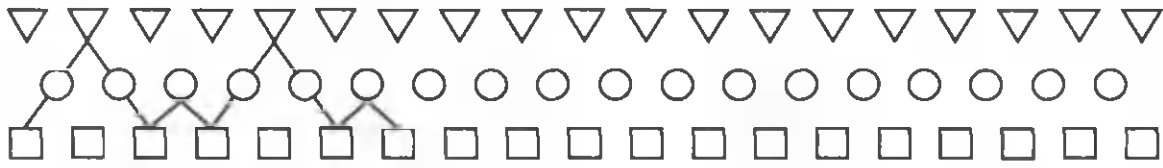
O'rdakchaga ko'lga yetib borish yo'lini chizib ko'rsating.



1. 2. 3. 4. 5. 6. 7. 8. 9. 10. 11. 12. 13. 14. 15. 16. 17. 18. 19. 20. 21. 22. 23. 24. 25. 26. 27. 28. 29. 30. 31. 32. 33. 34. 35. 36. 37. 38. 39. 40. 41. 42. 43. 44. 45. 46. 47. 48. 49. 50. 51. 52. 53. 54. 55. 56. 57. 58. 59. 60. 61. 62. 63. 64. 65. 66. 67. 68. 69. 70. 71. 72. 73. 74. 75. 76. 77. 78. 79. 80. 81. 82. 83. 84. 85. 86. 87. 88. 89. 90. 91. 92. 93. 94. 95. 96. 97. 98. 99. 100.



Shakllarni namunadagidek bir-biri bilan birlashtiring.




Qatorni to'ldiring.




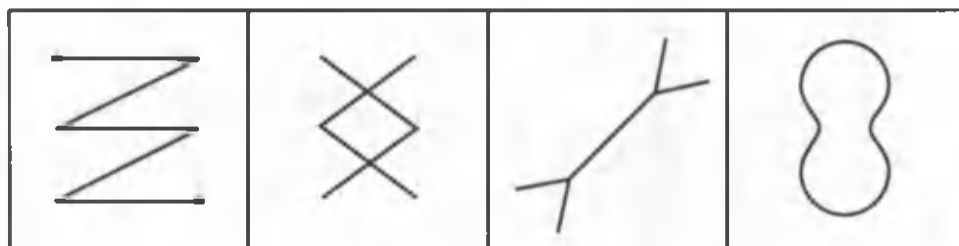
A B A

O | O || O |

Ikkita rasmni solishtiring. Tugallanmagan rasmni yonidagidek qilib chizib tugating.

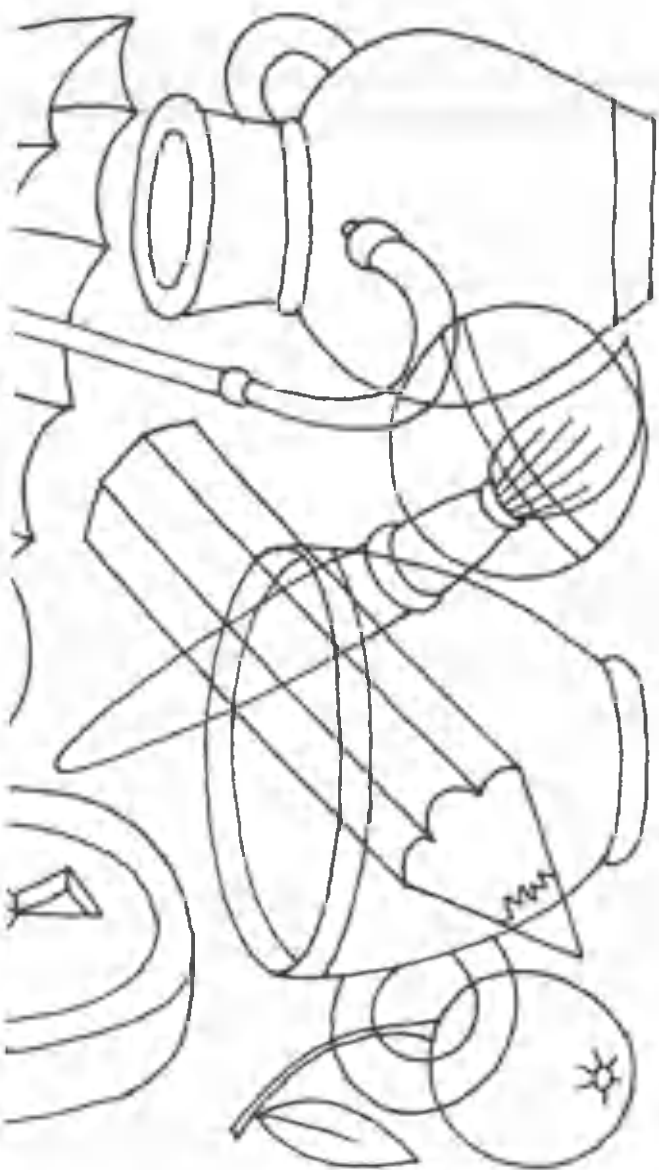


Berilgan shakllarni quyidagi rasmlar ichidan toping.





Rasmga yashiringan barcha buyumlarni toping.





Bu rasmlarda qaysi jonivorlar yashiringan?




Belgilar yuqoridagi jadvalda qanday joylashgan bo'lsa, ularni xuddi shunday tarzda quyidagi jadvalga ko'chiring.

| | | | | | | | |
|---|---|--|---|---|---|--|---|
| △ | | | | ≠ | | | Z |
| | | | | | | | |
| | | | | | | | * |
| | | | ○ | | | | |
| | + | | | | ⊗ | | |
| | | | | | | | |

| | | | | | | | |
|--|--|--|--|--|--|--|--|
| | | | | | | | |
| | | | | | | | |
| | | | | | | | |
| | | | | | | | |
| | | | | | | | |
| | | | | | | | |

Rasmdagi faqat uchburchaklarni bo'yang va qanday shakl hosil bo'lganini aniqlang.

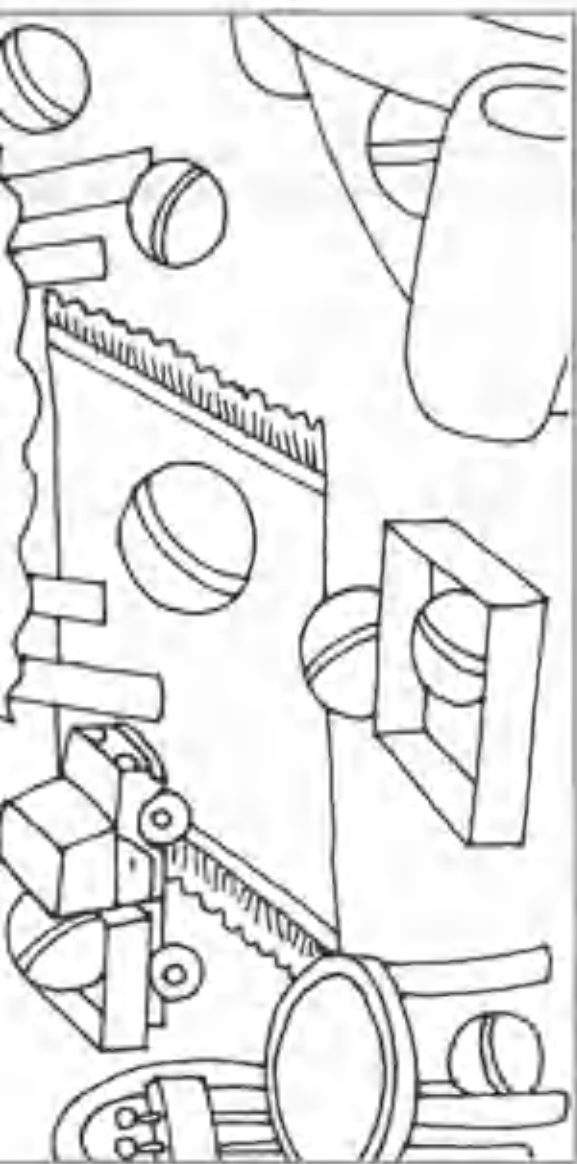


Bu ramkaga yuqoridagi rasmda nimani ko'rgan bo'lsangiz, o'shanning rasmini chizing.



Rasmdagi barcha koptokchalarni toping va ularni bo'yang.





Namunada berilgan harflarni qatorda berilgan soʻzlar ichidan toping.

- NA** **OTA** **ONA** **O'G'IL** **NAMATAK**
- LA** **BAHOR** **BOLALAR** **BALIQ** **TILAK**
- O'R** **KO'RPA** **DARYO** **OLMA** **O'RIK**
- OL** **UZUM** **OLXO'RI** **BEHI** **TOL**

Namunada berilgan sonlarni o'z qatoridagi sonlar orasidan toping:

- 45** **687** **2457** **1534** **451**
- 173** **1072** **61173** **5902** **0173**
- 286** **5093** **2863** **2459**



O
T
I
R
A

Testlar

1. Rasmlarni ko'zdan kechirib, ularni eslab qoling. Kitobchani yoping va barcha rasmlarning nomini ayting.

Eslab qolish uchun 20–30 soniya yetarli.



- Eslab qolib 6–7 ta rasmni aytdi.
- Eslab qolib 4–5 ta rasmni aytdi.
- 4-tadan kam rasmni eslab qoldi.



2. Har bir qatordagi raqamlarni eslab qoling va tagidagi qatorga yozing.

Bolaga har bir qatorni navbati bilan ko'rsatib chiqing (har bir raqamni ko'rish bir soniyadan) eslab qolish uchun bir qator ochilganda qolganlari yopiq holda bo'lsin.

| | | | | |
|----|---|---|---|---|
| 2 | 4 | | | |
| 3 | 1 | 5 | | |
| 6 | 3 | 9 | 2 | |
| 10 | 7 | 3 | 8 | 2 |




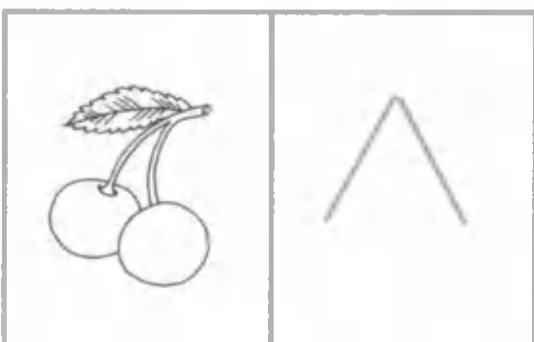

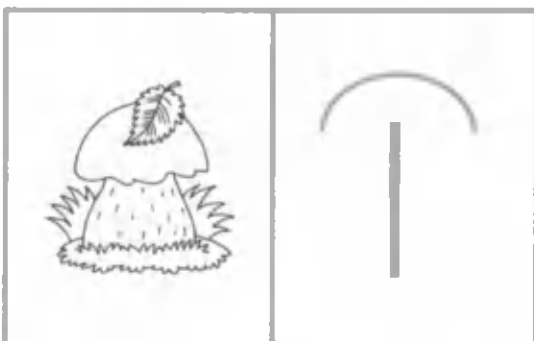

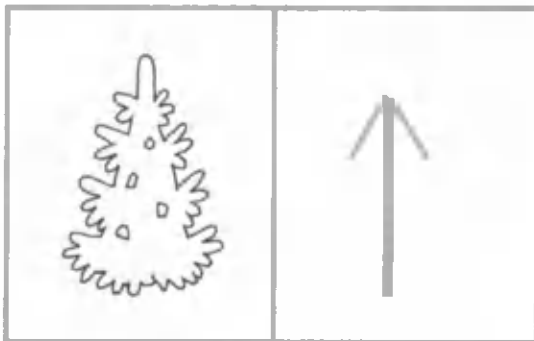
| | |
|--|--|
| | |
| | |
| | |
| | |

- Eslab raqamlarni xatosiz yozdi.
- 1-2 ta xato qildi.
- 4-5 ta va undan ko'p xato qildi.









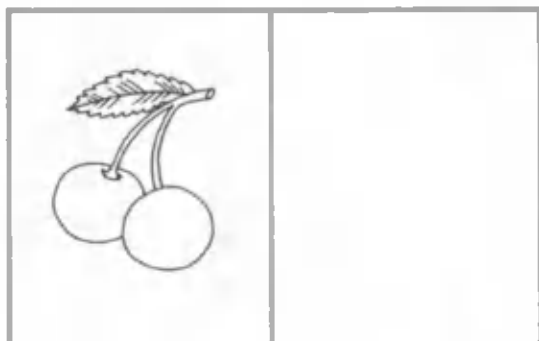
3. Rasmlarni ko'zdan kechiring. Bir-biriga mos shakl va predmetlarni esda saqlab qoling. Rasmni berkiting.

Rasmlarni 15–20 soniya ko'rish yetarli.



Davomi keyingi betda.

Qaysi figurachalar rasmlarga mos tushganligini eslang va ularni bo'sh katakchalarga chizing.



- Barcha figurachalarni namunadagiga o'xshash to'g'ri chizdi.
- 2-3 ta figurachani eslay olmadi va noto'g'ri chizdi.
- 4 va undan ortiq figurachani eslay olmadi va noto'g'ri chizdi.



4. Chap tomondagi jadvalda yozilgan raqamlarni eslab qoling. Uni berkitib yonidagi jadvalga o'sha raqamlarni o'sha tartibda yozib chiqing.

Bitta jadvalni yodda saqlab qolish uchun 15–20 soniya yetarli. Ikkinchi jadvalni ham xuddi shu tarzda to'ldiring.


| | | | |
|---|---|---|---|
| 1 | | | 6 |
| | 5 | | |
| | | 8 | |
| 7 | | | 4 |


| | | | |
|--|--|--|--|
| | | | |
| | | | |
| | | | |
| | | | |

| | | | |
|---|---|---|---|
| 3 | | | 5 |
| | | 9 | |
| 4 | | | 2 |
| | 6 | | |

| | | | |
|--|--|--|--|
| | | | |
| | | | |
| | | | |
| | | | |

 Barcha raqamlarni to'g'ri yozdi.

 1–2 ta xato qildi.

 4–5 ta xato qildi.



5. Rasmda aks etgan barcha buyumlarni, ularning joylashish holatini eslab qoling. Endi keyingi betni oching.

Eslab qolish uchun 20–30 soniya etadi.



Topshiriqning davomi keyingi betda.

Rasm oldingi betdagi rasmdan nimasi bilan farqlanadi?




Hamma farqni mustaqil ravishda topdi.


1-2 ta farqni topa olmadi.


3-4 ta farqni topa olmadi.

6–7 yoshdagi bola bilishi kerak :

 10 ta rasmni eslab qolishi.

 Sanamalarni (masalan, uchta g'oz boshimizdan uchib o'tdi, uchta g'oz – bulutlar ustidan uchib o'tdi, ikkitasi daryoga tushdi. Barcha g'ozlar nechta edi), tez aytishlarni (masalan, ko'k choynakka oq qopqoqmi, oq choynakka ko'k qopqoqmi) eslab qolishi.

 Iboralarni (masalan, «Lola bilan Oydin rangli qalamlar bilan rasm chizishyapti», «Kuzda tez-tez yomg'ir yog'adi», «Lobar o'yinchoq, koptok, kubik va sharlarni o'ynadi») yodda saqlab qolishi.


 Yoddan she'rlar, hikoyalar, ertaklar rasmlarning mazmunini ayta olishi, 3–4 ta gapdan iborat matnni aynan takrorlab ayta olishi kerak.

Agar farzandingiz bularning barchasini bajara olmasa, u bilan qo'shimcha ravishda shug'ullaning.

Qo'shimcha mashqlar.


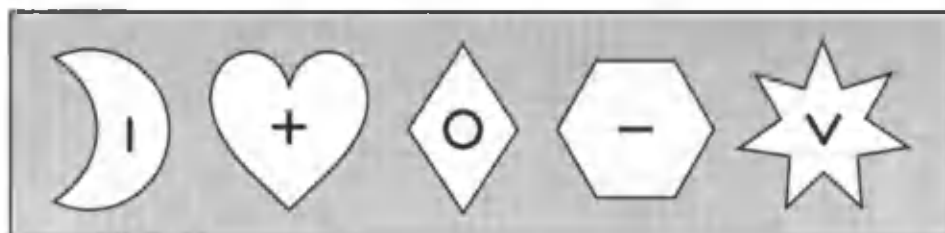
Shakllar ketma-ketligini eslab qoling va ularni qator oxirigacha chizib chiqing.

Bola qatorni eslab qolgach, darhol shakllar qatorini berkiting. So'ng boshqa qatorlarni ham navbat bilan berkiting.



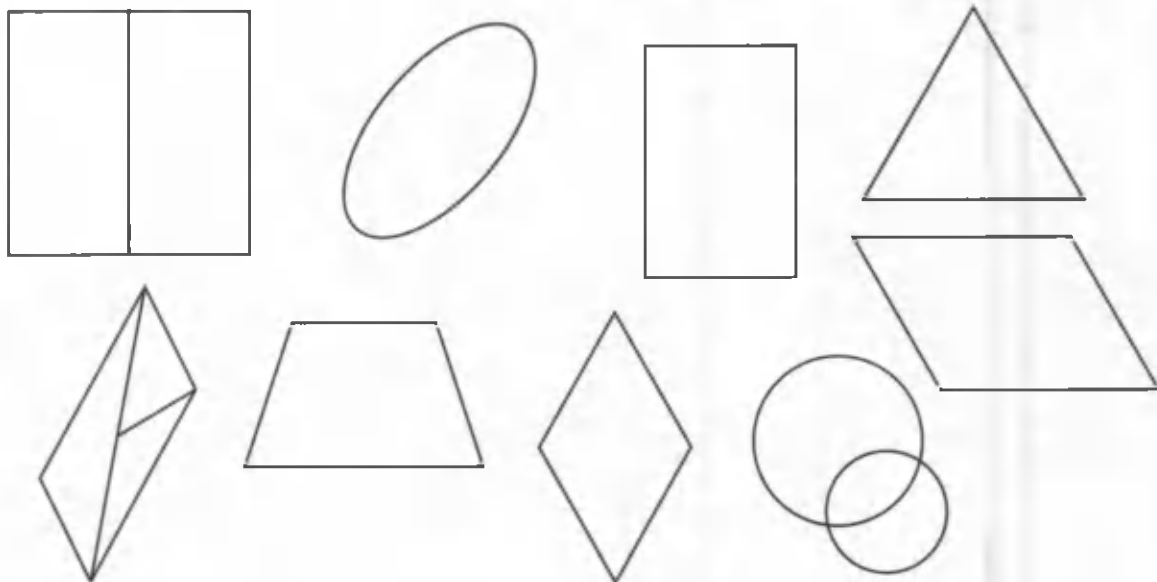
Namunani ko'zdan kechiring. Har bir shakl ichidagi belgilarini esda saqlab qoling. Shu belgilarni hamma qolgan shakllarda chizib chiqing.

Bola eslab qolgach, rasmni karton qog'oz bilan yoping.




Bu shakllarni eslab qoling.

Bola eslab qolgach, rasmni karton qog'oz bilan yoping.


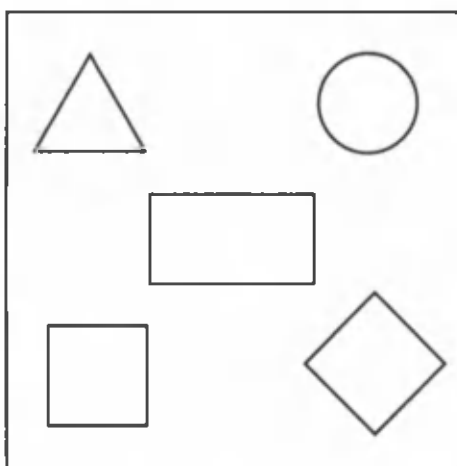
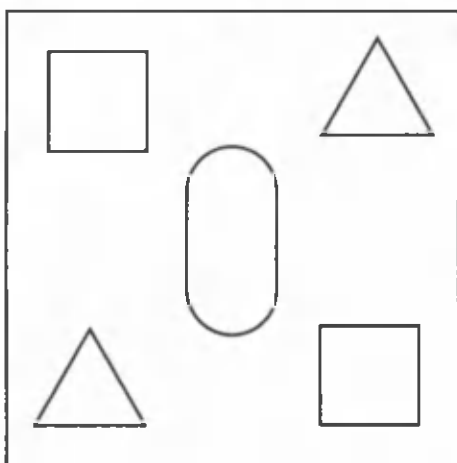
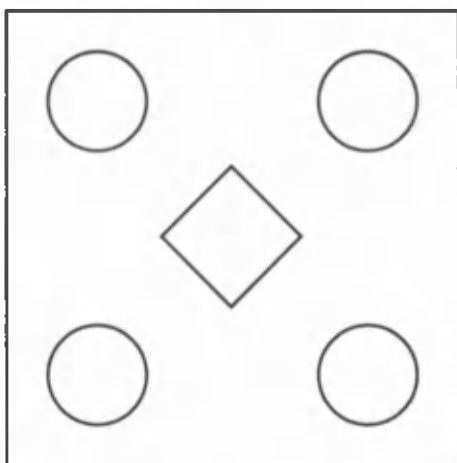


Qaysi shakllar paydo bo'libdi, qaysilari chizilmay qolibdi?



Chap tomondagi kvadrat ichiga chizilgan shakllarni eslab qoling. O'ng tomondagi bo'sh kvadrat ichiga ularni aynan o'zidek qilib chizing.

Qolgan barcha kvadratlar ham shu tartibda to'ldiriladi (bola chizayotganda chap tomondagi kvadrat berkitib turiladi).



Harflarning joylashish tartibini yodda saqlab qoling.

Bola eslab qolgach rasmni karton qog'oz bilan berkinging.

| | | | |
|----------|----------|----------|----------|
| A | H | K | R |
| P | S | O | U |
| J | Y | T | E |

Harflarning joylashish tartibini eslab, ularni bo'sh kataklarga yozib chiqing.

| | | | |
|--|--|--|--|
| | | | |
| | | | |
| | | | |

Har bir rasm ostidagi ismlarni o'qib, ularni eslab qoling.

Bola eslab qolgach, rasmni karton qog'oz bilan berkinging.



LOLA



SEVARA



ALISHER



AZIZA



BOBUR



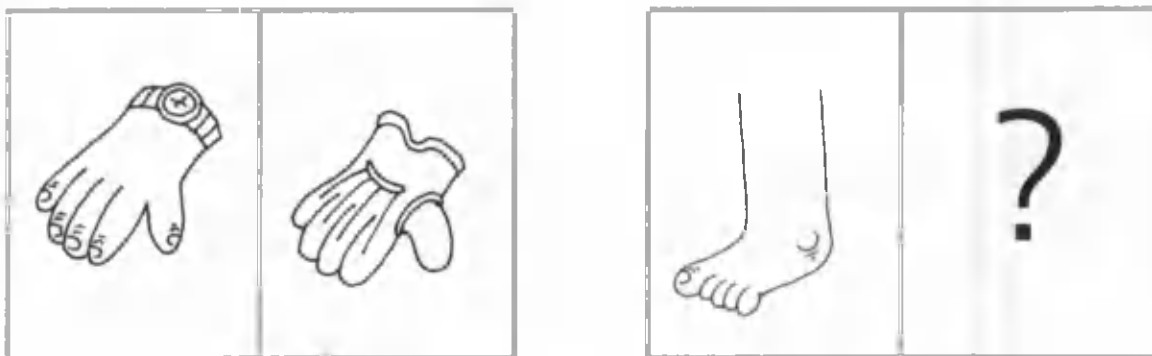
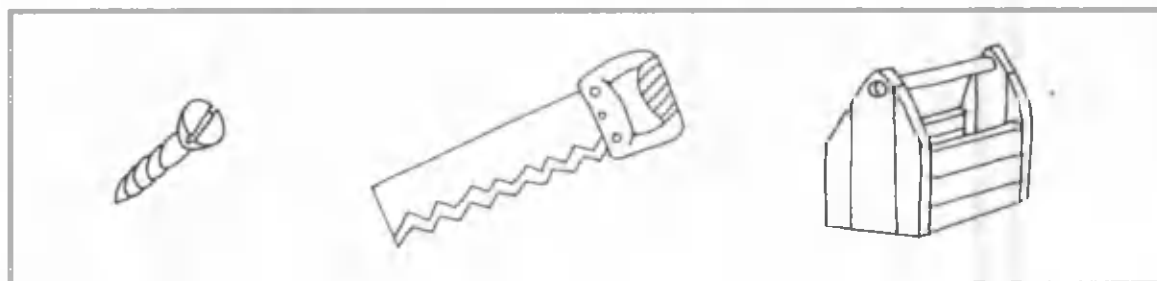
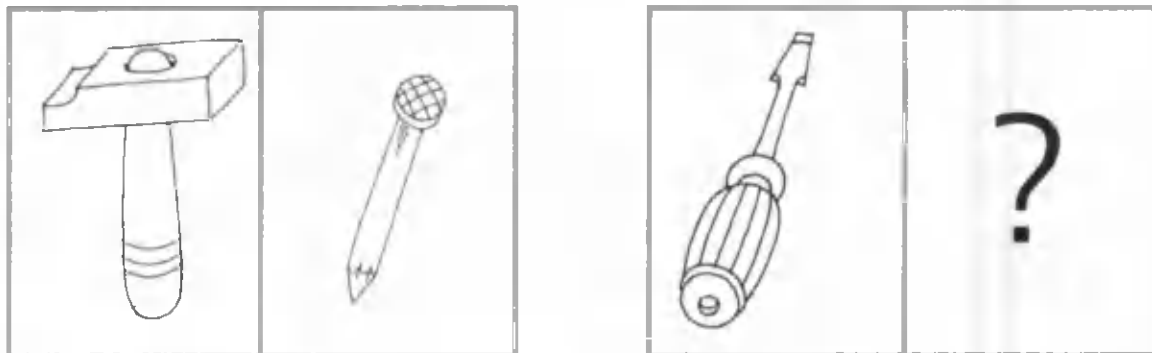
ULUG'BEK

Har bir bolaning ismini eslab, aytib bering.





Testlar

1. Quyi qatorda joylashgan buyumlardan qaysi birlarini so'roq belgilari o'rniga qo'yish mumkin. Tanlagan buyumingizni tushuntiring.



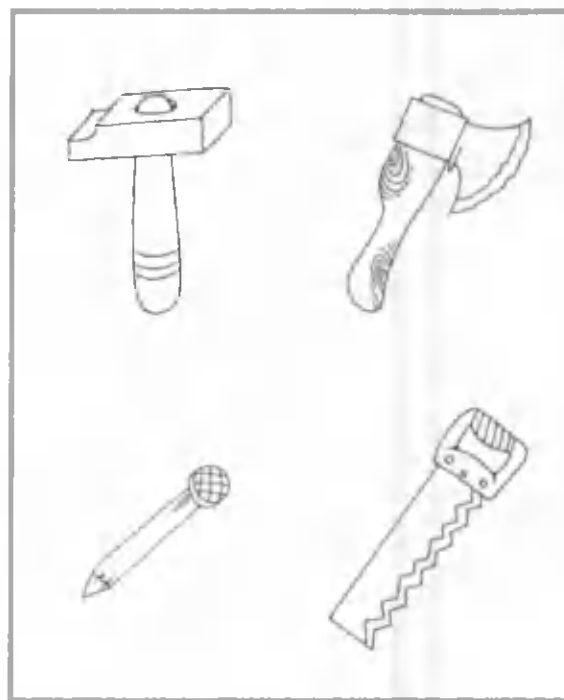

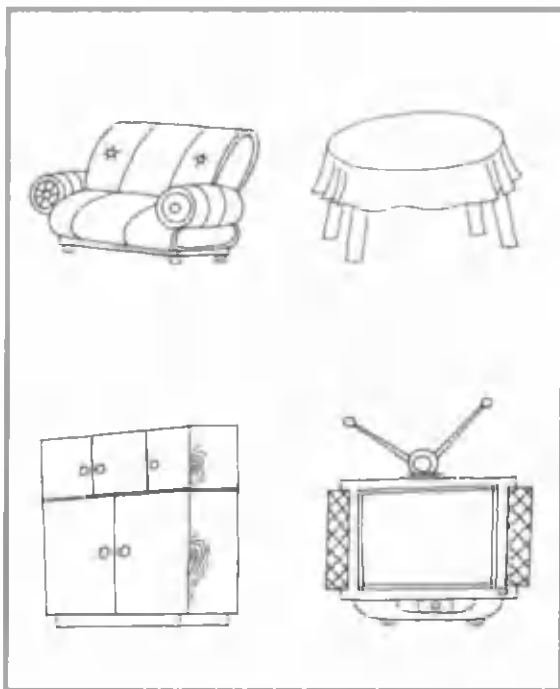
Topshiriqning davomi kelgusi sahifada.




- Mos rasmlarni to'g'ri tanladi, nima uchun tanlaganini tushuntirib berdi.
- Ikkita rasmdan birini to'g'ri ko'rsatdi. Tanlagan rasmini kattalar yordamida tushuntirib berdi.
- Topshiriqni bajara olmadi.



2. Har bir ramkada to'rttadan buyum chizilgan. Ular orasidan ortiqcha bitta predmetni toping. U nega ortiqcha ekanini tushuntiring.




Topshiriqning davomi kelgusi sahifada.



- Barcha ortiqcha predmetlarni to'g'ri topdi, nima uchun ortiqcha ekanini tushuntirdi.
- 1-2 ta xatoga yo'l qo'ydi, tanlagan predmetlarini kattalar yordamida tushuntirdi.
- 3-4 ta va undan ortiq xatoga yo'l qo'ydi.



3. Shakllarni uycha ichiga shunday joylashtiringki, natijada hech bir qator bir-biriga o'xshab qolmasin.



- Topshiriqni o'zi xatosiz bajardi.
- Topshiriqni kattalarning ozgina yordami bilan bajardi, yoki 1–2 ta xato qildi, biroq xatosini o'zi to'g'riladi.
- Topshiriqni hatto kattalarning yordami bilan ham bajara olmadi.



4. Rasmlarni ko'zdan kechirib, avval nima, so'ng nima bo'lganini ayting. Doiracha ichiga raqamlarni tartib bilan qo'ying. Rasmga oid hikoya tuzing.



- Rasmlar tartibini o'zi, mustaqil aniqladi va mavzuga bog'lab hikoya tuzdi.
- Topshiriqni kattalarning ozgina yordami bilan bajardi.
- Rasmlar ketma-ketligini aniqlashda xatolarga yo'l qo'ydi, ularni bog'lab hikoya tuza olmadi.

5. Topshiriqlarni tinglang va savollarga javob bering.

1-topshiriq.

Alisher va Po'lat degan aka-uka maktabning turli sinfga: biri birinchi, ikkinchisi esa ikkinchi sinfga borishdi. Alisher birinchi sinfga bormadi. Aka-ukalar qaysi sinflarga borishdi?

2-topshiriq.

Tohira bilan Karimaga oyisi ikki xil o'yinchoq: qo'g'irchoq va ayiqcha sotib olib berdi. Tohiraning o'yinchog'i ayiqcha emas edi. Har bir qizchaning o'yinchog'i nomini toping.

3-topshiriq.

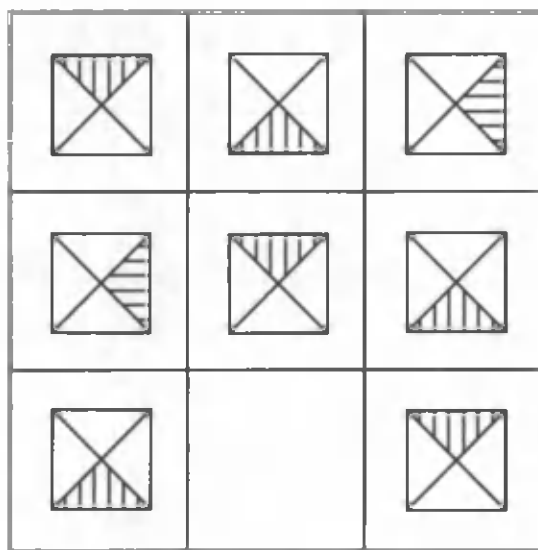
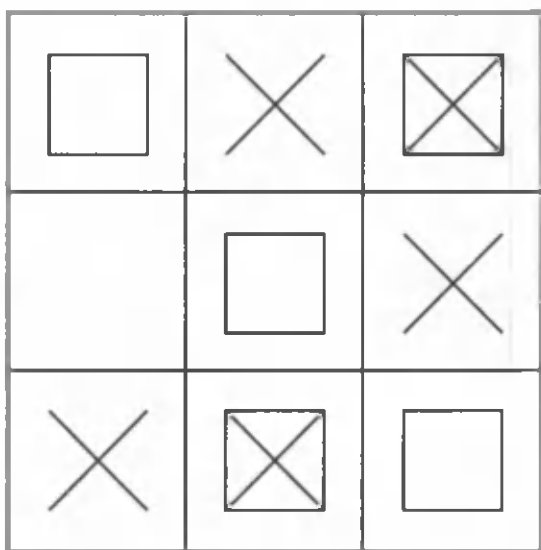
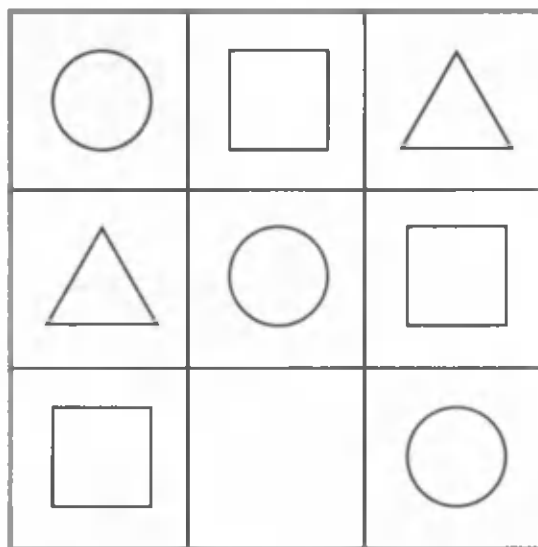
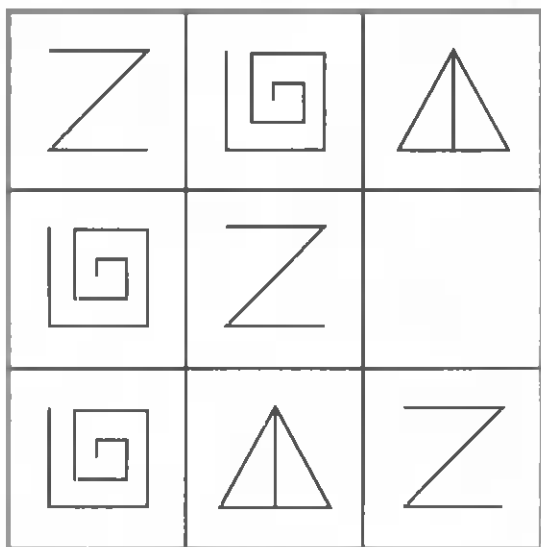
Yulduz bilan Qunduzlarning uyida ikki xil jonzor bor: birining uyida mushukcha, boshqasining uyida kuchukcha. Yulduzning uyidagi jonzor kuchukcha emas. Yulduzning uyida qaysi jonivor va Qunduzning uyida qaysi jonivor yashaydi?



- Barcha topshiriqlarni o'zi mustaqil, tez bajardi va tushuntirib berdi.
- Bitta xatoga yo'l qo'ydi, javoblarini kattalar yordamida tushuntirib berdi.
- Topshiriqlarning javoblarini topa olmadi.



6. Har bir kvadratni ko'zdan kechiring. Qonuniylik asosida bo'sh katakchalarga kerakli shakllar rasmini chizing.



- Topshiriqni o'zi xatosiz bajardi, o'z tanlovini tushuntirib berdi.
- 1-2 ta xatoga yo'l qo'ydi yoki topshiriqni to'g'ri bajardi, lekin o'z tanlovini tushuntirib bera olmadi.
- 3-4 ta xato qildi.



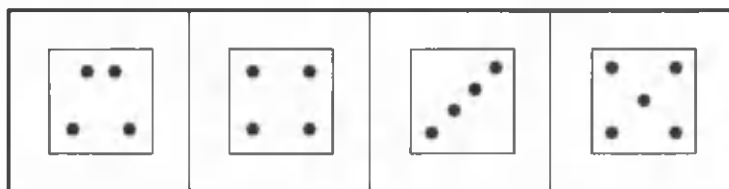
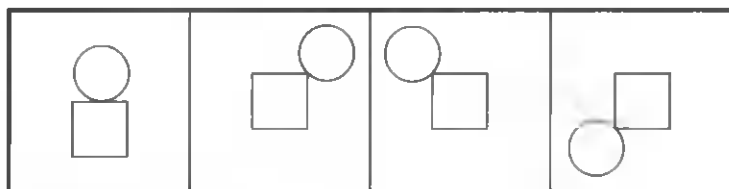
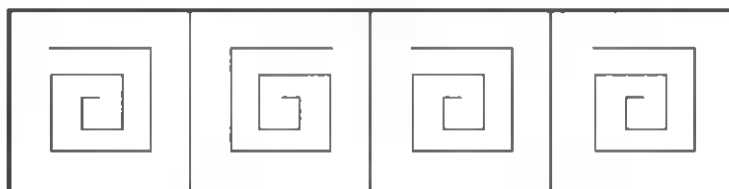
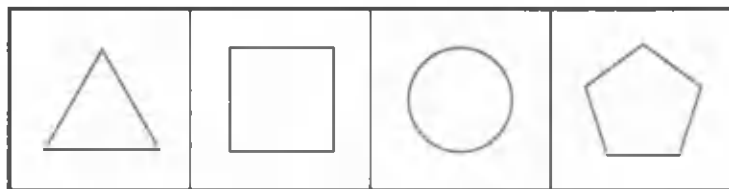
6–7 yoshdagi bola shularni bilishi kerak:

- «Stol stuldan baland bo'lsa, unda stul...», «Agar ikki birdan katta bo'lsa, unda bir...», «Agar daryo daryochadan chuqur bo'lsa, unda daryocha...» kabi jummalarni mantiqan davom ettirib tugatishni.
- «Akbar, Bahrom, Sodiq, Oripov, Isoq», «In, uya, tovuqxon, chumoli uyasi, ayiq ini», «Jasur, dovyurak, sherbilak, zolim, botir» kabi so'zlar guruhidan ortiqcha so'zni aniqlash.
- «Bir oyoqda turgan g'oz 2 kilogramm bo'lsa, ikki oyoqda turgan g'oz necha kilogramm bo'ladi?» kabi chalkash savollarga to'g'ri javob berishni.
- Voqealar tartibini aniqlashni.
- Rasmlardagi nomutanosiblikni topishni va tushuntirib berishni.
- Buyumlar va holatlar orasidagi farqlarni topishni va tushuntirib berishni.
- Berilgan predmetlar orasidan ortiqchasini topishni va o'z tanlovini tushuntirib berishni bilishi kerak.


Agar farzandingiz bularni to'liq bilmasa, u bilan qo'shimcha ravishda shug'ullaning.

Qo'shimcha mashqlar.

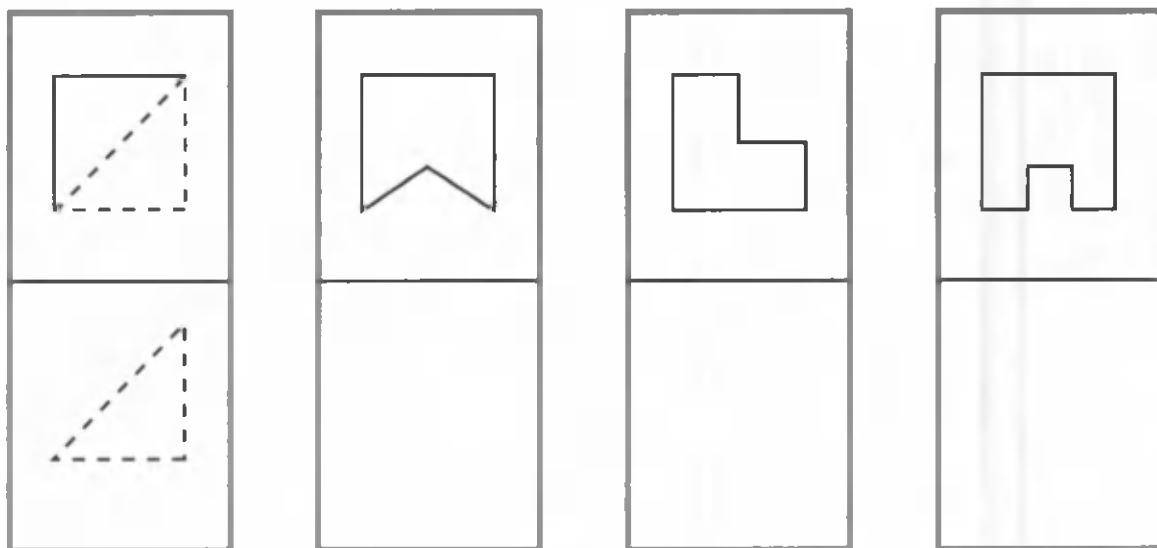
Qatordagi shakllarning qay biri ortiqcha. Tushuntirib bering.



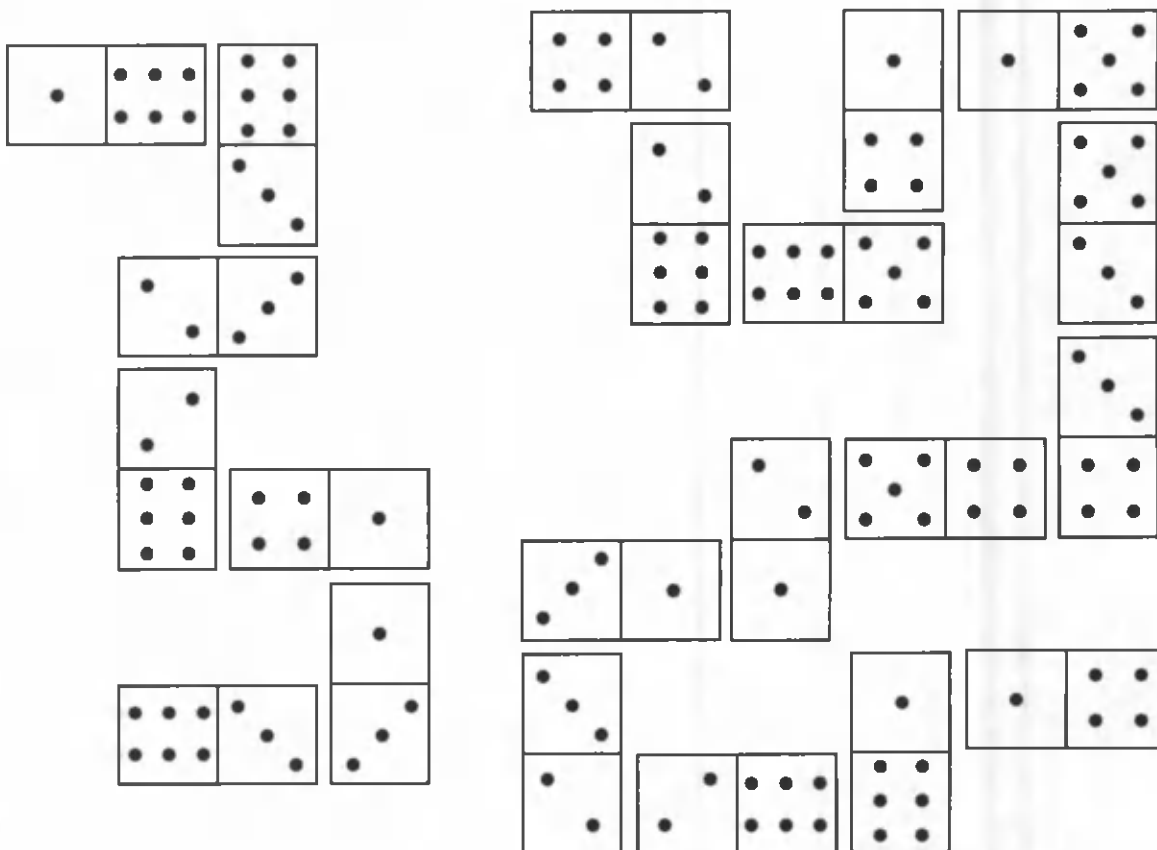
Kitobchalarni shunday bo'yangki, natijada kichkina kitobcha qizil va ko'k rangdagi kitobcha orasidan, sariq rangdagisi esa qizil rangdagi kitobcha yonidan joy olsin.




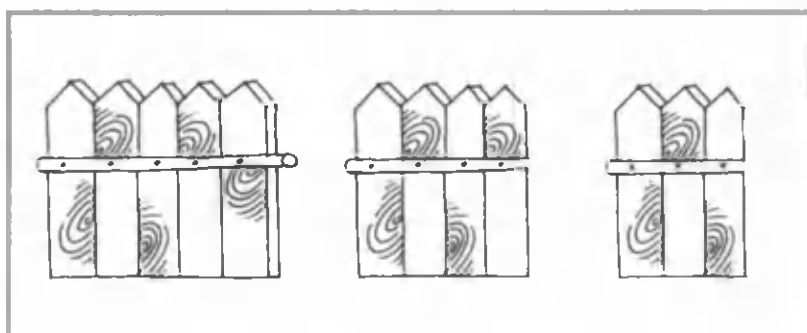
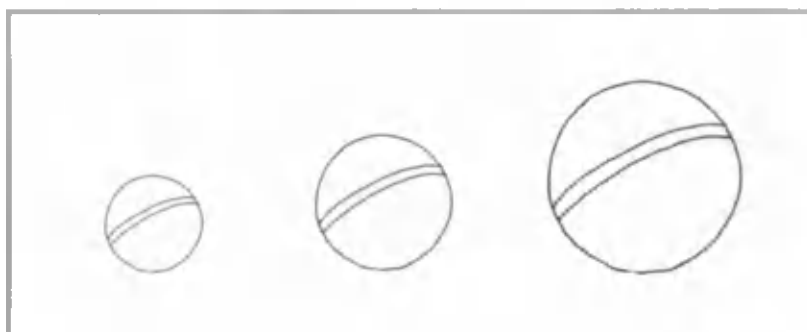
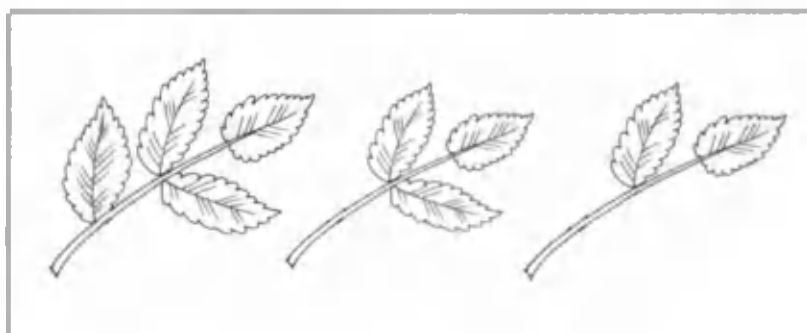

Bo'sh katakchalarga yuqoridagi figuralarni shunday chizingki, natijada kemtik figuralar kvadrat shaklini olsin.



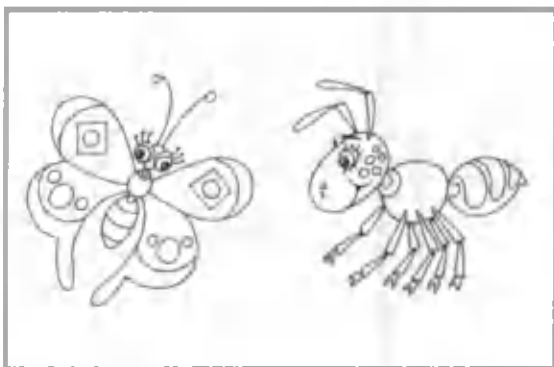
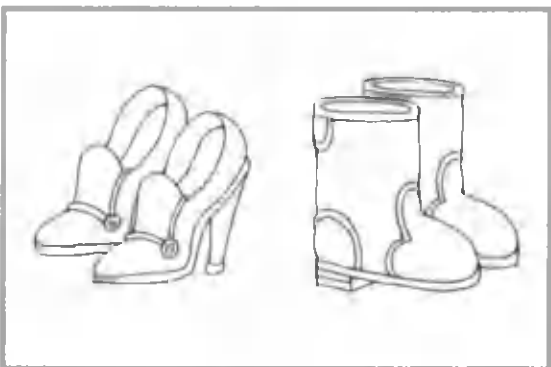

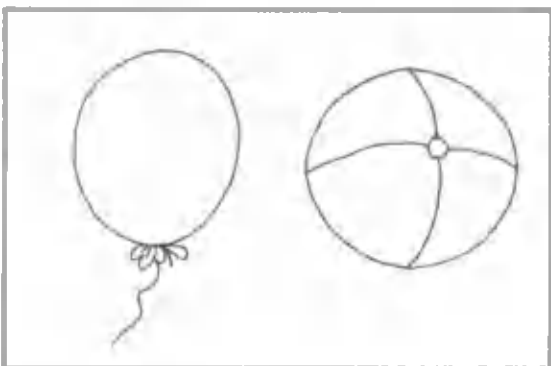



«Domino» o'yinidagi xatolarni toping.



Har bir predmet keyingi predmetdan nimasi bilan farq qiladi. O'ng tomondagi katakchaga predmetning navbatdagi rasmini qonuniyatga asosan chizing.

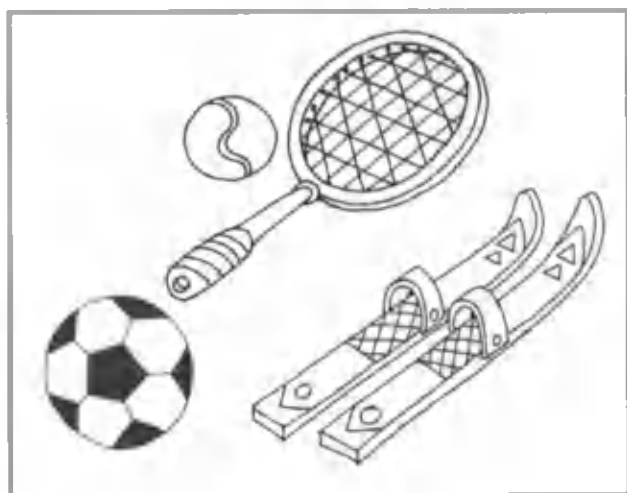



Juft rasmlardagi predmetlar nimasi bilan bir-biriga o'xshaydi. Nimasi bilan bir-biriga o'xshamaydi?




Jajji hikoyalarni tinglab savollarga javob bering.

Komil va G'ofur olabug'a va yorsh baliqlarini tutishdi. Komilning tutgani olabug'a emas. G'ofur qaysi baliqni tutgan?




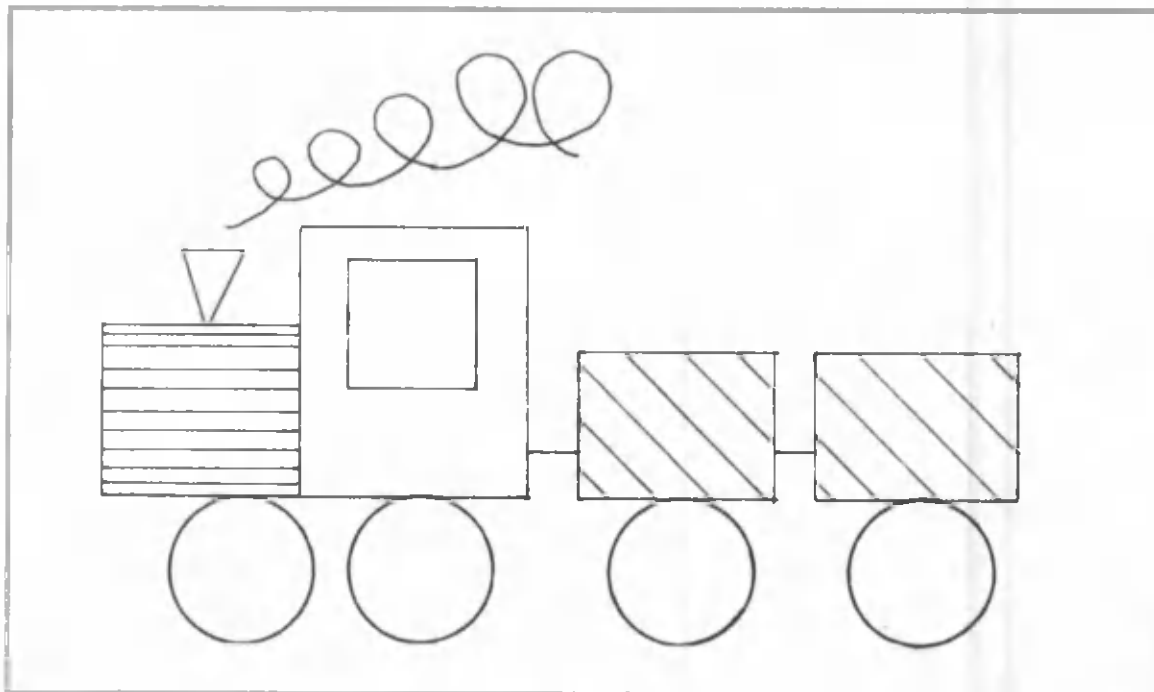
Ucha bola sportning chang'i, futbol va tennis turlari bilan shug'ullanadi. Sodiq chang'i bilan ham tennis bilan ham shug'ullanmaydi. Po'lat futbol va chang'i bilan shug'ullanmaydi. Davron sportning qaysi turi bilan shug'ullanadi?




Ucha idishga uch xil meva: banan, olma va nok solingan. Katta idishdagi banan ham, olma ham emas. O'rtacha idishdagi nok ham, banan ham emas. Eng kichik idishga qaysi meva solingan?



Testlar

1. Quyidagi ochiq joyga xuddi shunday parovoz rasmini chizing.

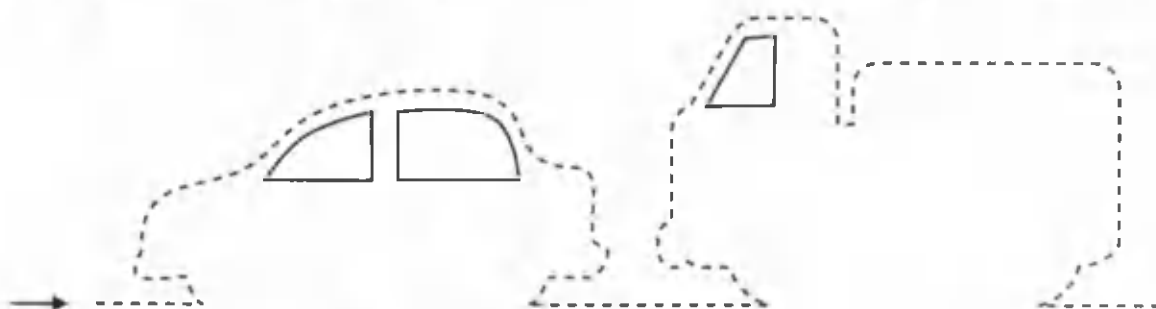




-  Namunadagiga yaqin parovoz rasmini chizdi.
-  Namunadagidan biroz farqli parovoz rasmini chizdi.
-  Chizgani namunadagi rasimga juda oz o'xshaydi.



2. Qalamingizni ko'rsatilgan chiziqchadan ehtiyotkorlik bilan uzoq chiziqcha bo'ylab yurgizing.

Qalaminingizni qog'oz yuzasidan ko'tarmaslikka harakat qiling.



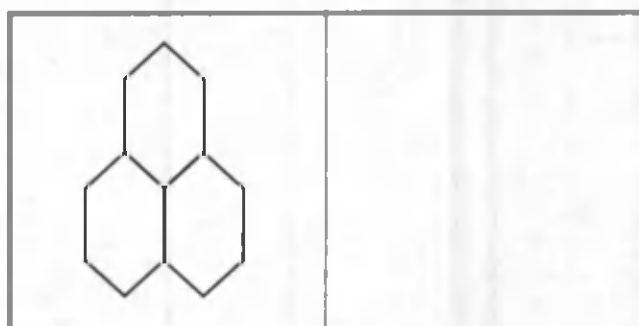
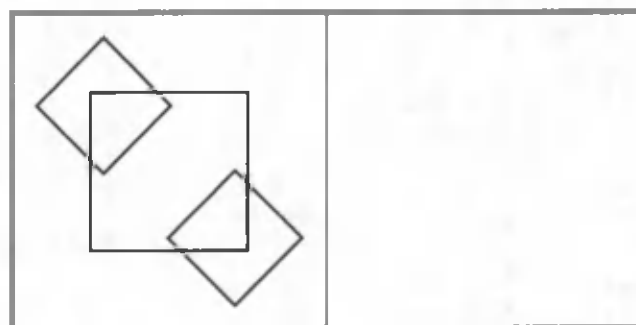
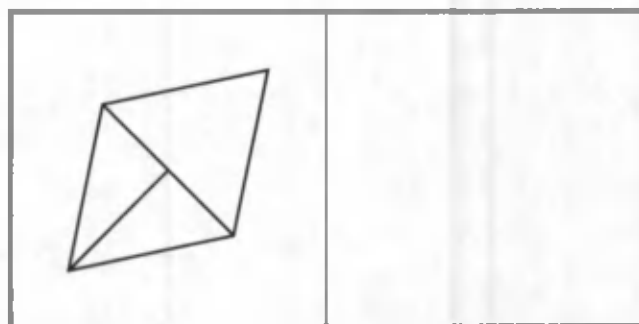
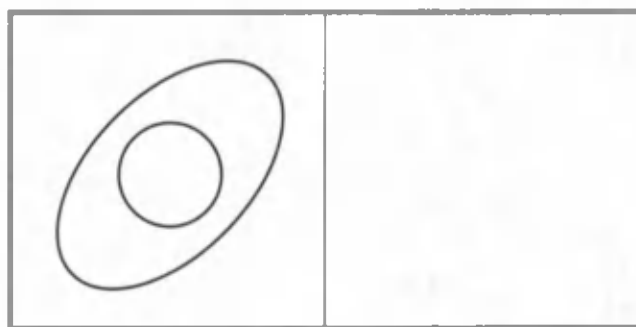
Qalamini uzoq chiziqcha bo'ylab to'g'ri yurgizib chiqdi. Qalamini to'rt marta kam qog'oz yuzasidan uzdi.




Liniyadan bir necha marta chiqib ketdi. Qalamni juda ko'p qog'oz yuzasidan ko'tarib oldi.

Uzoq chiziqcha bo'ylab chiziq o'tkaza olmadi.








3. Har bir figura yoniga xuddi shunga o'xshash shaklni chizing.






-  Shakllarni xuddi namunada berilgandek chizdi.
-  Shakllarni namunadagidan biroz boshqacha chizdi.
-  Shakllarni namunadagidan katta farq qilib chizdi.



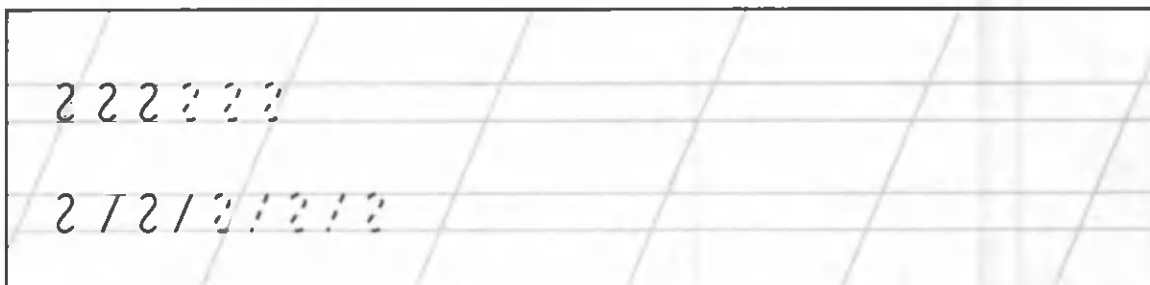

4. Katakchalarga naqshlarni chizishda davom eting.



-  Naqshlarni xuddi namunada berilgandek chizdi, elementlar orasidagi kerakli intervalga rioya qildi.
-  1–3 ta xatoga yo'l qo'ydi. Katakcha bo'ylab chiza olmadi.
-  Naqshlar namunadagidan katta farq qildi.



5. Naqshlarni namunadagidek chizib chiqing.



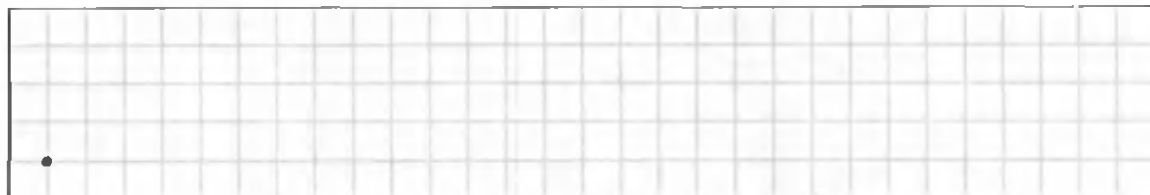
Naqshlarni elementlar oralig'ini saqlagan holda namunadagidek chizdi.

1-3 ta xatoga yo'l qo'ydi, katakcha bo'ylab aniq chiza oladi.

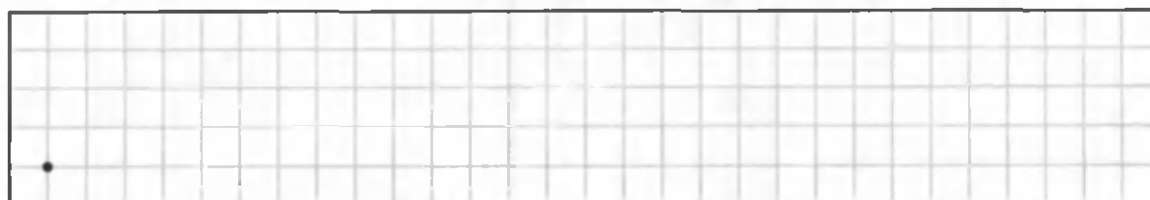
Chizgan nashqlari namunadagidan ancha farq qildi.



6. Qalam uchini katakcha ichidagi nuqtaga qo'yib, yuqorida bitta katakcha, o'ngda bitta katakcha, pastda bitta katakcha, o'ngda bitta katakcha, yuqorida bitta katakcha, o'ngda bitta katakcha, pastda bitta katakcha, o'ngda bitta katakcha chizing. Qolganini o'zingiz mustaqil davom ettiring.



Yuqorida bitta katakcha, o'ngda bitta katakcha, yuqorida bitta katakcha, o'ngda bitta katakcha, pastda ikkita katakcha, o'ngda bitta katakcha, yuqorida bitta katakcha, o'ngda bitta katakcha, yuqorida bitta katakcha, o'ngda bitta katakcha, pastda ikkita katakcha, o'ngda bitta katakcha chizing. Qolganini o'zingiz mustaqil davom ettiring.











Yuqorida bitta katakcha, o'ngda bitta katakcha, yuqorida bitta katakcha, chapda bitta katakcha, yuqorida bitta katakcha, o'ngda uchta katakcha, pastda bitta katakcha, chapda bitta katakcha, pastda bitta katakcha, o'ngda bitta katakcha, pastda bitta katakcha, o'ngda bitta katakcha chizing. Qolganini o'zingiz mustaqil davom ettiring.



- Barcha naqshlarni mustaqil, xatosiz bajardi.
- Topshiriqni kattalarning ozgina ko'magida bajardi.
- Topshiriqni kattalar yordam berishsa ham bajara olmadi.




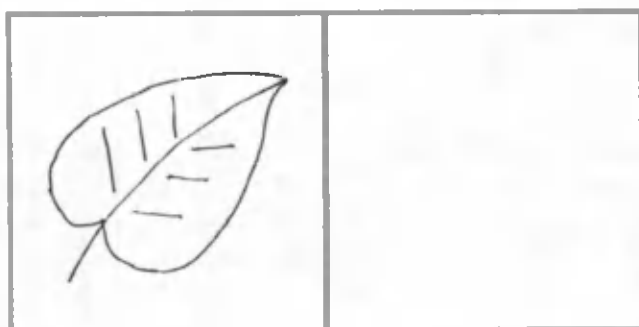


6–7 yoshdagi bola bilishi kerak:

-  *Konstruktordan berilgan namuna bo'yicha istalgan figurani yasashni. Qog'ozdan kattalar ko'rsatib bergan oddiy buyumlar (kemacha va boshqalar)ni yasashni.*
-  *Qog'ozga chizilgan murakkab buyumlarni kontur chizig'i bo'ylab qaychida qirqib olishni.*
-  *O'zi mustaqil va namunaga qarab qog'ozdan applikatsiyalar yasashni.*
-  *Kattalarning yordamisiz pazl yasashni.*
-  *Qalam yoki mo'yqalamni bosim ostida ushlab, qog'ozda aks etgan predmet tasviri ustida qo'l harakati yo'nalishini boshqarishni.*
-  *Tasvirni qog'oz yuzasiga, yoki uning alohida qismlariga bitta chiziq bo'ylab, keng polosa bo'ylab joylashtirishni.*
-  *Rasmlarni konturlardan chiqib ketmagan holda shtrixlashni, murakkab rasmlarni to'g'ri bo'yashni.*
-  *Katakli yoki yo'l-yo'l daftarda tog'ri mo'ljal olishni.*

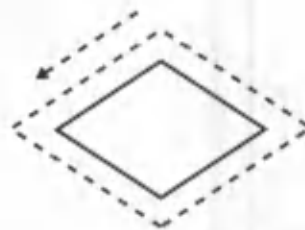
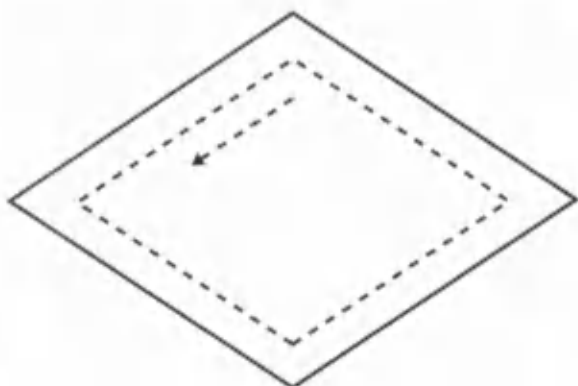
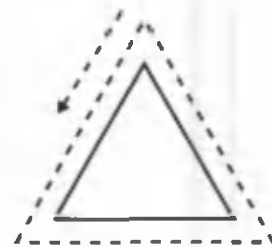
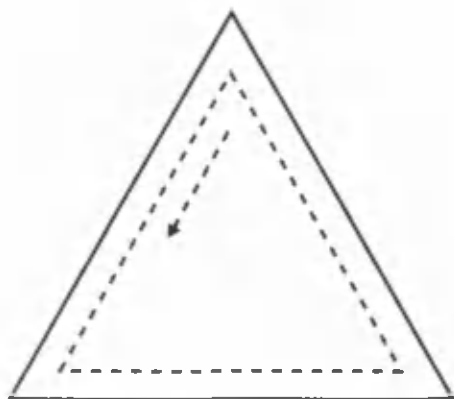
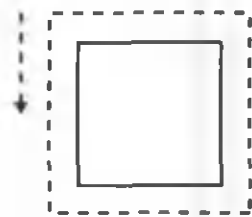
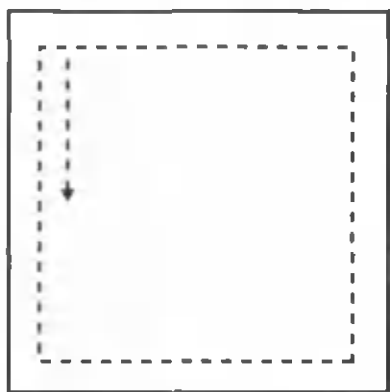
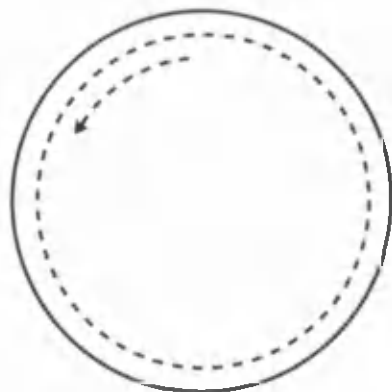
Agar farzandingiz bularning birini bajara olmasa, u bilan qo'shimcha ravishda shug'ullaning.

Qo'shimcha mashqlar.


Rasm yonidagi bo'sh katakka xuddi o'shanday rasmni chizing.




Katta shakl ichiga o'ziga o'xshash bir necha shakllarni kichraytirib chizib chiqing, kichik shakllar atrofiga ularni doimiy kattalashtirib chizib chiqing.



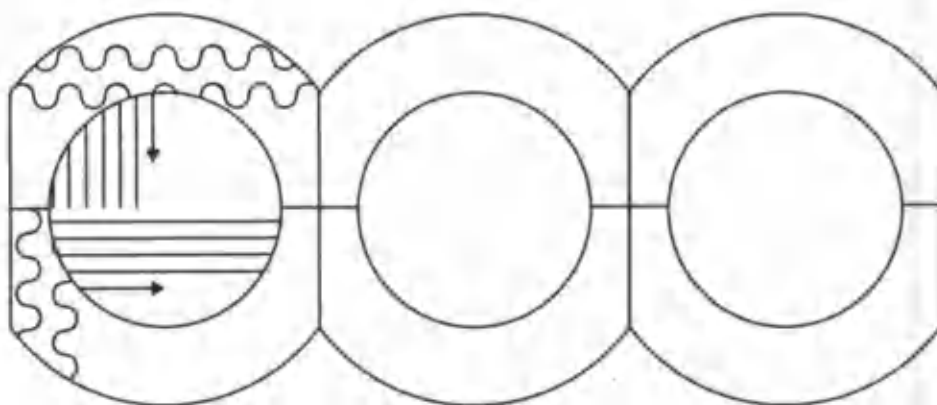

Tugallanmagan rasmlarni oxirigacha chizib, barcha qatordagi rasmlarni bir xil qilib chiqing.





Mashinachalardagi yetishmayotgan qismlarni chizib, barchasini bir xil ko'inishga keltiring.




Naqshni namunadagidek ko'inishda shtrixlab chiqing.

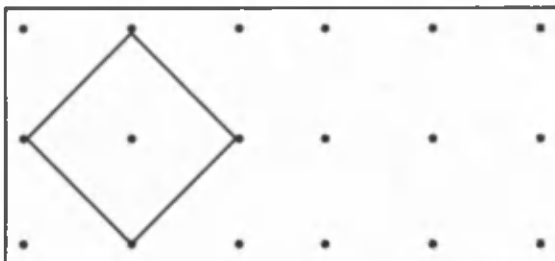
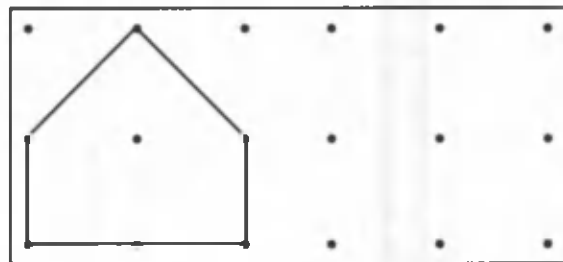
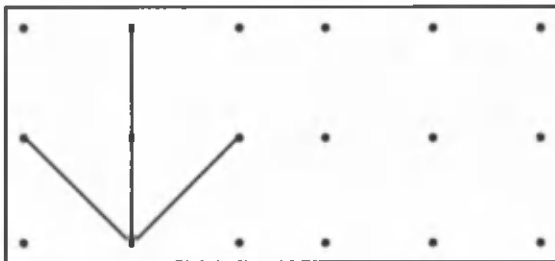


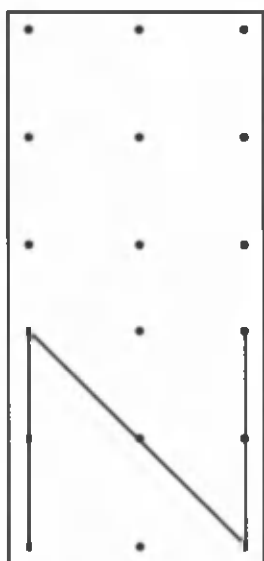
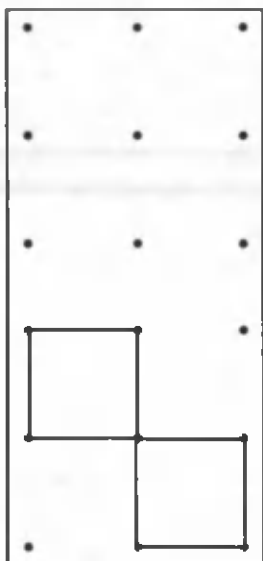
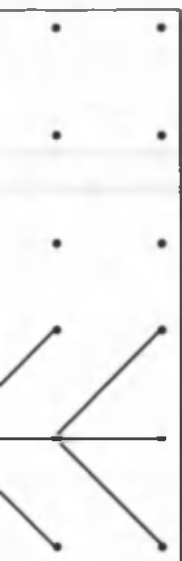


Rasmlarni aylantirib chizib chiqib, bo'yang.

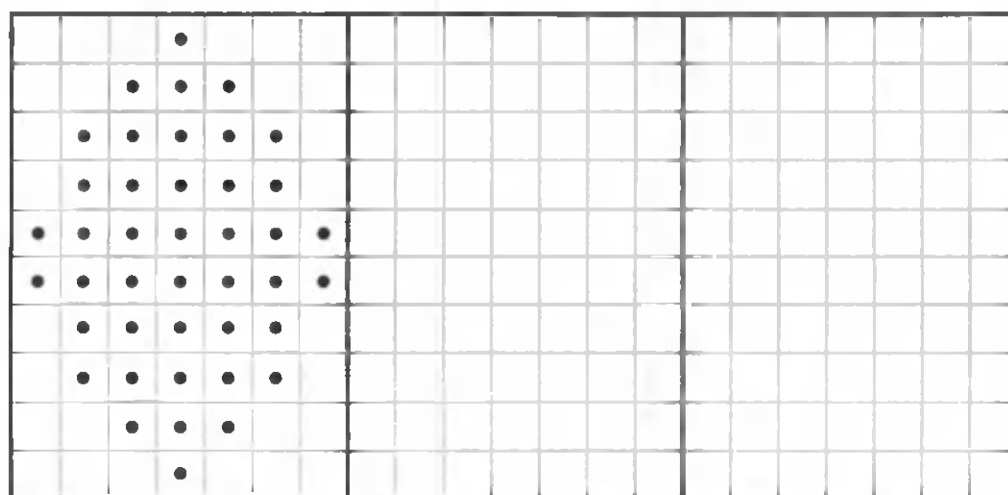




Berilgan rasmlarni nuqtalar bo'ylab chizib chiqing.

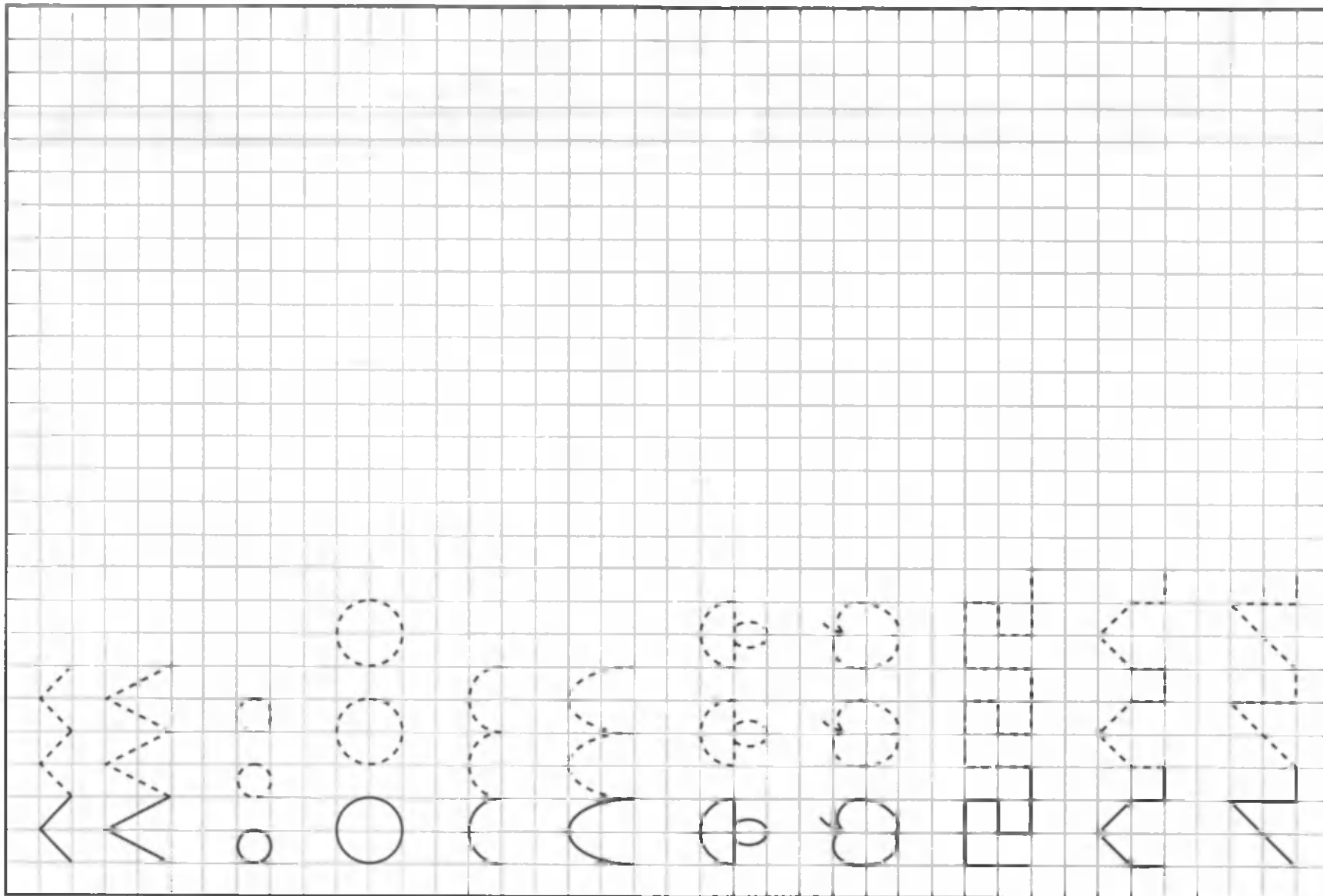




Har bir naqshni yonidagi katakchalarga aynan o'zidek chizib chiqing.



Naqshlarni davom etib chizib chiqing.

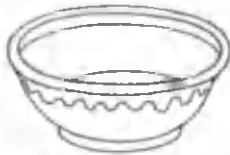









Testlar

Rasmlar nomini ayting. Doira bilan ajratib ko'rsatilgan harf so'zning boshi, o'rtasi yoki oxirida kelishini aniqlang. Aniqlab bo'lgach, rasm ostidagi doirachalardan muvofiq'ini bo'yang.




S

| | | |
|---|--|---|
|  |  |  |
| ○ ○ ○ | ○ ○ ○ | ○ ○ ○ |




K

| | | |
|---|--|---|
|  |  |  |
| ○ ○ ○ | ○ ○ ○ | ○ ○ ○ |

L

| | | |
|---|--|---|
|  |  |  |
| ○ ○ ○ | ○ ○ ○ | ○ ○ ○ |

P

| | | |
|---|--|---|
|  |  |  |
| ○ ○ ○ | ○ ○ ○ | ○ ○ ○ |



So'zlardagi harf o'rnini to'g'ri belgiladi.



So'zlardagi harf o'rnini belgilashda 1-2 ta xatoga yo'l qo'ydi.


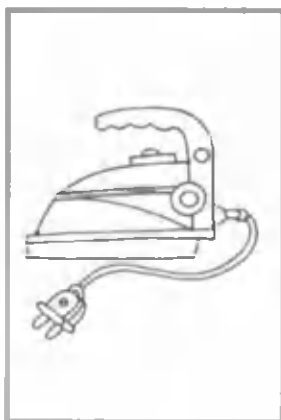


Topshiriqni bajarishda ancha qiynaldi.




S
A
V
O
D
A
S
O
S
L
A
R
I

2. Rasmlardagi buyumlar qanday harflar bilan boshlanadi? Harflarni rasmlar ostiga doira ichiga yozing.



Rasmlardagi predmetlar qanday harflar bilan tugaydi? O'sha harflarni topib, rasmlar ostigadi doira ichiga yozib chiqing.



- Barcha harflarni mustaqil to'g'ri topib aytib chiqdi.
- Kattalar yordamida topdi, 1-2 ta xatoga yo'l qo'ydi.
- 3-4 ta xatoga yo'l qo'ydi.



3. Unli va undosh harflarni toping. Unli harflarni qizil, undosh harflarni ko'k rangga bo'yaing.

B V O Y P E

O' A G S D J

Sh L U Ch Z I

X G' Q K N M

F T O H R

- Topshiriqni xatosiz bajardi.
- 1-3 ta xatoga yo'l qo'ydi.
- 4-5 ta xato qildi.



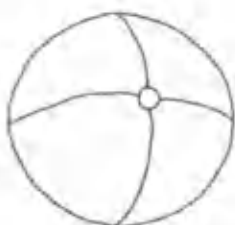
4. Soʻzlarni oʻqing. Soʻzni mos rasm bilan chiziqcha orqali bogʻlang. Unli harflarni qizil rangli doirachalar ichiga, undosh harflarni esa koʻk rangli doirachalar ichiga oling.

Q U S H T O P G U L

S O A T O L C H A

P I Y O Z B A L I Q

K I T O B



Soʻzlarni toʻgʻri oʻqidi, unli va undosh harflarni topdi.

Soʻzlar bilan rasmlarni bogʻlashda 1–2 ta xatoga yoʻl qoʻydi.

3–4 ta va undan ortiq xato qildi.



5. Har bir soʻzda nechtadan harf bor. Yoniga katakcha chizib, katakcha ichiga bu raqamni yozing.

QOʻNGʻIZ

MUSHUK

OʻRDAK

CHIZGʻICH

TOSHBAQA

CHINOR



Barcha soʻzlardagi harflarni toʻgʻri sanadi.

1-2 ta xato qildi.

3 ta va undan koʻp xato qildi.

6. Rasmlarning nomini ayting. Har bir soʻzda nechta-
dan boʻgʻin bor? Soʻzlarni rasmlar oʻrtasidagi, oʻziga
mos sxema bilan bogʻlang.



_____ (1)

_____ (2)

_____ (3)



- Soʻzlarni boʻgʻinlarga boʻlishni bildi, barcha topshiriqni xatosiz bajardi.
- Topshiriqlarni bajarishda qiynaldi, 1–2 ta xato qildi.
- Soʻzlarni boʻgʻinlarga boʻla olmadi. Topshiriqni bajara olmadi.



7. So'zlarni bo'g'inlarga bo'ling. Bir xil bo'g'inli so'zlarni chiziqcha yordamida bog'lang.



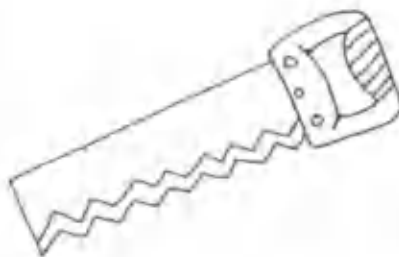
N O K



| | | | |
|--|--|--|--|
| | | | |
|--|--|--|--|





| | | | | |
|--|--|--|--|--|
| | | | | |
|--|--|--|--|--|



| | | | | | |
|--|--|--|--|--|--|
| | | | | | |
|--|--|--|--|--|--|

| | | | |
|--|--|--|--|
| | | | |
|--|--|--|--|

| | | | | | |
|--|--|--|--|--|--|
| | | | | | |
|--|--|--|--|--|--|



| | | |
|--|--|--|
| | | |
|--|--|--|

| | | | | |
|--|--|--|--|--|
| | | | | |
|--|--|--|--|--|

| | | | | | |
|--|--|--|--|--|--|
| | | | | | |
|--|--|--|--|--|--|

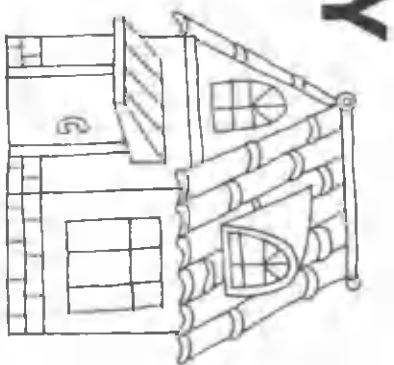
Bo'g'inlarni va bir xil miqdordagi bo'g'inlardan iborat so'zlarni to'g'ri topdi.

Topshiriqni kattalarning yordamida 1–2 ta xato bilan bajardi.

Topshiriqni bajara olmadi.

| |
|--|
| |
|--|

8. Rasmlar atrofiga yozilgan harflardan soʻzlar tuzing.



U



A

T



F

L


I



K

I

10. Gaplarni o'qing. Ularning har birida nechtadan so'z bor. Yuqoridagi raqamlarga mosini doira bilan bog'lang.



4 1 3 5 2

Qish.

Qor yog'di.

Bolalar Qorbobo yasashdi.

Sobir chang'ida ucha boshladi.

Kichkina Po'lat esa chanada uchdi.



Gaplardagi so'zlar miqdorini to'g'ri topdi.

Topshiriqni kattalar yordamida bajardi.

Topshiriqni bajara olmadi.




11. Gaplarni o'qing. Gaplarni tarkibidagi so'zlar miqdoriga ko'ra sxemaga soling.


_____.

_____.

_____.



Mushukcha sut ichayapti.



Tong.



Bahor keldi.

Gaplardagi so'zlar miqdorini to'g'ri topdi va sxemalarni to'g'ri ishladi.

Topshiriqni kattalar yordamida bajardi.

Topshiriqni bajara olmadi.



6–7 yoshdagi bola shularni bilishi kerak:

- 3–4 ta soʻzdan iborat gap tuzishni.
- Gaplarni sxemaga solishni.
- Sodda gaplarni soʻzlarga boʻlishni.
- Soʻzlarni boʻgʻinlar (qismlar)ga boʻlishni.
- Unli va undosh harflarning farqiga borishni.
- Urgʻu qaysi boʻgʻinga tushayotganini aniqlashni.
- Soʻzlardagi tovushlarni yumshoq va qattiq tovushlarga ajratishni.
- Soʻzdagi harf va tovushlar miqdorini aniqlashni.
- Soʻz ohangiga koʻra gapning darak, soʻroq yoki undov gaplardan biriga taalluqligini aniqlashni bilishi kerak.

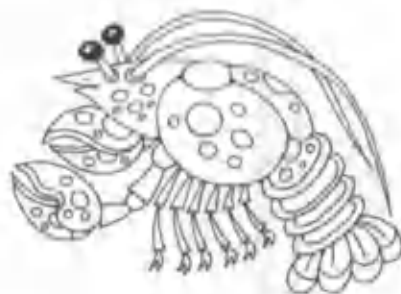
Agar farzandingiz bularni bajara olmasa, u bilan qoʻshimcha shugʻullanishda davom eting.

Qo'shimcha mashqlar.

Rasmlar yuqoridagi harflarning qaysi biri bilan boshlanadi? Mos harflarni rasmlar bilan chiziqcha orqali bog'lang.

T Q J V

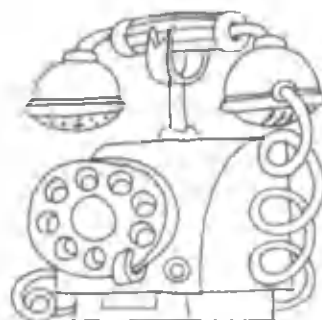
Z M A




Rasmlarni ko'zdan kechirib, bo'g'inlarni o'qib chiqing. Qaysi so'zlar shu bo'g'inlar bilan boshlanadi?



VA



MA



TE



BA



SA



BO'

Shakli bir xil sharlar ichiga yozilgan harflarni bir-biriga qo'shib o'qing.

Ularni katakchalar ichiga yozing.



| | | | |
|--|--|--|--|
| | | | |
|--|--|--|--|



| | | | |
|--|--|--|--|
| | | | |
|--|--|--|--|




| | | | |
|--|--|--|--|
| | | | |
|--|--|--|--|



| | | | |
|--|--|--|--|
| | | | |
|--|--|--|--|



| | | | |
|--|--|--|--|
| | | | |
|--|--|--|--|



MATEMATIKA
MULOQIMCHI
DROQAT
XOTIRLA
YERILASH
KICHIK
MOTORIKA
SAVOD
ASOSLARI
QO'SHIMCHA
MASRUI AR
ATTIQTIRIMIZDAQI
OLAM

Katakchalarga harflarni ularning tagidagi raqamlar tartibi bo'yicha yozing.

Yozgan so'zingni o'qing. Shu so'zni mos rasm bilan chiziqcha orqali bog'lang.

Z O' O X R

| | | | | |
|--|--|--|--|--|
| | | | | |
|--|--|--|--|--|

5 2 4 1 3



F L I

| | | |
|--|--|--|
| | | |
|--|--|--|

1 3 2



O Y T Q Ch O

| | | | | | |
|--|--|--|--|--|--|
| | | | | | |
|--|--|--|--|--|--|

2 3 1 6 4 5



O Y U Q N

| | | | | |
|--|--|--|--|--|
| | | | | |
|--|--|--|--|--|

4 3 2 1 5



I R I G S

| | | | |
|--|--|--|--|
| | | | |
|--|--|--|--|

2 5 4 3 1

Soʻzda nechta boʻgʻin borligini sanang. Ularning miqdorini kvadratchalar ichiga yozing.

DARYO

KITOB

QOʻNGʻIZ

OYNAIJAHON

CHASHKA

PIYOZ

BEGEMOT

FIL

QOʻGʻIRCHOQ

PAQIR

YOSTIQ

PAROXOD

KOPTOK

TIPRATIKAN

Soʻzlarga urgʻu qoʻy.

BALIQ

LIMON

MALINA

CHOYNAK

AVTOBUS

TULKI

OLMAXON

KAMALAK

SHAR

JIRAF

ATIRGUL

NON

KURAK

TAQINCHOQ

Katakchalarga so‘zlarning davomini yozing.



Z E



S V



S U



J O‘




Q O‘



Q A



B A



R O






R A




A R

Rasmlarni ko‘zdan kechiring. Ular ostiga nomlarini yozing.



Rasmlar nomini toping. Nomlarning birinchi harflaridan soʻzlar tuzib, ularni katakchalarga yozing.



Gaplarni sxemaga soling.

Quyosh chiqdi.



Qor yogʻyapti.



Oʻquvchi maktabga ketyapti.



Bola kitob oʻqiyapti. Kuzda tez-tez yomgʻir yogʻadi.



Bolalar hovlida yaxmalak yasashdi.



MATRIKALIK RITM NAJDI
 BILGILAR
 XATIRALAR
 HIN-USH
 METODIKA
 KUCH
 METODIKA
 SAVOD ASOSLARI
 OQ-SHIMCHILIK
 MASHQOLAR
 ATTENTION
 DILAN

Gaplardagi soʻzlar miqdorini sanang. Har bir gap yoniga u nechta soʻzdan iborat boʻlsa, shuncha doiracha chizing.

Onam toʻqiyapti.

Qizcha kitob oʻqiyapti.

Qish.

Yulduzga qoʻgʻirchoq olib berishdi.

Rahimjon kitob oʻqishni yaxshi koʻradi.

Yomgʻir yogʻyapti.

Quyosh nur sochadi.

Navbatdagi gaplarni oʻqing. Har biri uchun oʻz sxemasini tuzing.

Qor yogʻyapti.

Bolalar bogʻda oʻynashyapti.

Qushlar uchib ketishdi.

Bolalar changʻi uchishyapti.

Bolalar xiyobonga ketishyapti.

Testlar

1. Tabiatga oid savollarga javob bering.

Yil fasllarini sanang.

Har bir faslning o'ziga xos belgilarini ayting.

Uy hayvonlari yovvoyi hayvonlardan qanday farqlanadi?

Uy hayvonlari odamlarga qanday foyda keltiradi?

O'txo'r va yirtqich hayvonlardan qaysilarini bilasiz?

Uchib ketadigan va qishlab qoladigan qushlar nomini ayting. Ular nima uchun shunday deb ataladi?

Siz qanday o'tlar, butalar va daraxtlarni bilasiz?

O'tlar butalar va daraxtlardan qanday farq qiladi?

Bog'da va dalada o'sadigan gullarning nomlarini ayting.

Qarag'ay, eman, olma daraxtining mevalari qanday ataladi?



- Barcha savollarga to'liq va qo'niqarli javob berdi.
- 1-2 ta savolga javob bera olmadi yoki javoblari to'liq bo'lmadi.
- 3-4 ta va undan ortiq savollarga javob bera olmadi.



2. Geografiyaga oid savollarga javob bering.

Siz qanday mamlakatlar va shaharlarni bilasiz?

Shahar qishloqdan qanday farq qiladi?

Qaysi daryolarni bilasiz?

Daryo ko'ldan qanday farq qiladi?

Qaysi sayyoralarni bilasiz?

Biz qaysi sayyorada yashaymiz?

Yerning tabiiy yo'ldoshi nima deb ataladi?



Savollarning barchasiga to'g'ri va to'liq javob berdi.

1-2 ta savolga javob bera olmadi, javobi to'liq bo'lmadi.

3-4 ta savolga javob bera olmadi.



3. Vaqtga oid savollarga javob bering.

Sutkaning qismlarini tartib bo'yicha aytib bering.

Kun tundan qanday farq qiladi?

Hafta kunlarini tartib bilan aytib bering.

Bahor, yoz, kuz va qish fasllari oylarining nomlarini aytib bering. Bir yilda nechta oy bor?

Daqiqa kattami soatmi, kun kattami haftami, yil kattami, oy kattami?

Bugun haftaning qaysi kuni?

Kecha haftaning qaysi kuni edi?

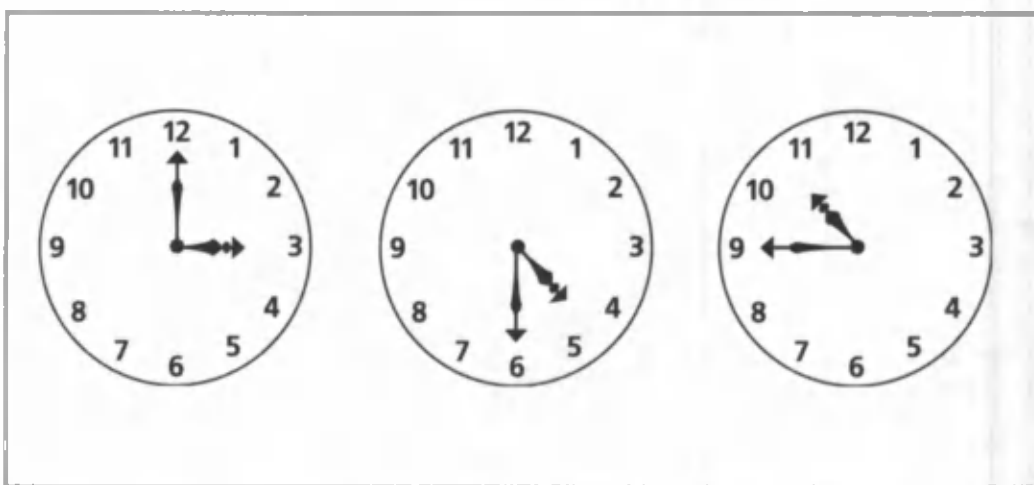
Ertaga haftaning qaysi kuni?

Soatning raqamlar aks etgan doira yuzasi nima deb ataladi?

Soatning kichik mili nimani ko'rsatadi?

Soatning katta mili nimani ko'rsatadi?

Bu soatlar nechani ko'rsatyapti?



Barcha savollarga to'g'ri javob berdi yoki 1-2 ta savolga javob berishda qiynaldi, vaqtni soatlar bo'yicha aniq aytib berdi.

2-3 ta savolga javob bera olmadi, vaqtni soatlar bo'yicha aytishda biroz qiynaldi.

3-dan ortiq savolga javob bera olmadi, vaqtni soatlarga qarab aytib bera olmadi.



4. Olam va odamga oid savollarga javob bering.

Bolalarni kim o'qitadi?

Odamlarni kim davolaydi?

She'rlarni kim yozadi?

Musiqani kim bastalaydi?

Kiyimni kim tikadi?

Teatrda kim rol ijro etadi?

Siz qanday sport turlarini bilasiz?

Qaysi sport turlarida to'p va konkilardan foydalaniladi?

Siz qaysi musiqa asboblari bilasiz?

Siz qaysi yozuvchilarni bilasiz?

Halollik, yaxshilik, qizg'anchilik, qo'rqqoqlik, mehnatsevarlik nima?

Nima uchun o'qish, ishlash kerak?

Ko'chani qanday qilib kesib o'tish kerak?











Savollarning barchasiga to'g'ri va to'liq javob berdi.

1-2 ta savolga javob topa olmadi.

3-4 ta va undan ortiq savolga javob bera olmadi.



6–7 yoshdagi bola bilishi kerak:

-  *O'zining ism, familiyasini aytishni.*
-  *Ota-onasining ism, familiyasini aytishni.*
-  *O'z shahri (qishlog'i) nomini aytishni.*
-  *Vatani poytaxtini aytishni.*
-  *Sayyoramiz nomini aytishni.*
-  *Insonlarning asosiy kasblari nomini aytishni, bu kasblarning xarakterli xususiyatlarini, odamlarga keltiradigan foydalarini aytishni.*
-  *Yil fasllarini, sutkaning qismlarini, hafta kunlarini tartibi bilan aytishni bilishi kerak.*
-  *Besh-olti yoshli bolalar, bahor, yoz, kuz va qish fasllari oylari nomlarini bilishlari, yirtqich hayvonlarni o'txo'r hayvonlardan, uchib ketadigan qushlardan qishlab qoladigan qushlarni, bog'larda o'sadigan gullardan dalalarda o'sadigan gullarni, daraxtlarni butalardan farqlashlari, tabiatda yuz beradigan hodisalarni bilishlari kerak.*

Agar farzandingiz bularni bilmasa, u bilan qo'shimcha ravishda shug'ullanishingiz kerak bo'ladi.

Qo'shimcha mashqlar.

Bu jonivorlarning barchasini nima deb atash mumkin?
Ularning har birining nomini ayting. Ular qayerda
yashaydi? Nima bilan oziqlanishadi? Ular odamga qanday
foйда keltiradi?



Bu jonivorlarning barchasini qanday hayvonlar deb atash mumkin? Har birining nomini ayting. Ularning qaysi biri o'txo'r, qaysinisi yirtqich? Ular qayerda yashaydi? Nima bilan oziqlanishadi?



Ақпараттық
орталық
МАҚАЛЛА
МАҚАЛЛА


Hayvonlarning nomlarini ayting. Ularning qaysilari issiq mamlakatlarda, qaysilari sovuq yurtlarda yashaydi? Ularning qaysilari yirtqich, qaysilari o'txo'r?





Bu qushlarning nomlarini ayting. O'zing ko'rganlaringni belgilab qo'ying. Ularning har biri haqida nimalarni bilsangiz, so'zlab bering. Ularning qaysi birlari uchib ketishadi, qaysilari qishlab qoladi? Nima bilan oziqlanishadi? Qayerlarda yashashadi? Ularning hammasi ham ucha oladimi?




Dengiz jonivorlarining nomini ayting va ularni bo'yang.





Rasmlarni diqqat bilan ko'zdan kechiring. Ularning qaysilari biz uchun xavfli bo'lishi mumkin. Nima uchunligini so'zlab bering.



Svetafor chiroqlarini bo'yang. Har bir chiroqning vazifasini tushuntirib bering. Rasmda aks etgan yo'l belgisi qanday ma'noni bildiradi?



Testlar natijalari jadvali

| Bo'lim | Topshiriq raqami | Natijalar | | |
|--------------------|------------------|--------------------------|--------------------------|--------------------------|
| | | <input type="checkbox"/> | <input type="checkbox"/> | <input type="checkbox"/> |
| MATEMATIKA | 1-topshiriq | | | |
| | 2-topshiriq | | | |
| | 3-topshiriq | | | |
| | 4-topshiriq | | | |
| | 5-topshiriq | | | |
| | 6-topshiriq | | | |
| | 7-topshiriq | | | |
| | 8-topshiriq | | | |
| NUTQ RIVOJI | 1-topshiriq | | | |
| | 2-topshiriq | | | |
| | 3-topshiriq | | | |
| | 4-topshiriq | | | |
| | 5-topshiriq | | | |
| | 6-topshiriq | | | |
| | 7-topshiriq | | | |
| | 8-topshiriq | | | |
| DIQQAT | 1-topshiriq | | | |
| | 2-topshiriq | | | |
| | 3-topshiriq | | | |
| | 4-topshiriq | | | |
| | 5-topshiriq | | | |
| | 6-topshiriq | | | |
| | 7-topshiriq | | | |
| | 8-topshiriq | | | |
| | 9-topshiriq | | | |
| XOTIRA | 1-topshiriq | | | |
| | 2-topshiriq | | | |
| | 3-topshiriq | | | |
| | 4-topshiriq | | | |
| | 5-topshiriq | | | |

| Bo'lim | Topshiriq raqami | Natijalar | | |
|---------------------------|------------------|--------------------------|--------------------------|--------------------------|
| | | <input type="checkbox"/> | <input type="checkbox"/> | <input type="checkbox"/> |
| FIKRLASH | 1-topshiriq | | | |
| | 2-topshiriq | | | |
| | 3-topshiriq | | | |
| | 4-topshiriq | | | |
| | 5-topshiriq | | | |
| | 6-topshiriq | | | |
| KICHIK MOTORIKA | 1-topshiriq | | | |
| | 2-topshiriq | | | |
| | 3-topshiriq | | | |
| | 4-topshiriq | | | |
| | 5-topshiriq | | | |
| | 6-topshiriq | | | |
| SAVOD ASOSLARI | 1-topshiriq | | | |
| | 2-topshiriq | | | |
| | 3-topshiriq | | | |
| | 4-topshiriq | | | |
| | 5-topshiriq | | | |
| | 6-topshiriq | | | |
| | 7-topshiriq | | | |
| | 8-topshiriq | | | |
| | 9-topshiriq | | | |
| | 10-topshiriq | | | |
| | 11-topshiriq | | | |
| ATROFIMIZDAGI OLAM | 1-topshiriq | | | |
| | 2-topshiriq | | | |
| | 3-topshiriq | | | |
| | 4-topshiriq | | | |

Rivojlanishning yuqori bosqichi – barcha kvadratlarning har bir bo'limda to'liq bo'yalgan holda qo'yilishi yoki 1–2 ta yarim bo'yalgan kvadratning qo'yilishi.


O'rtacha rivojlanish bosqichi – kvadratlarning yarmisi to'liq bo'yalgan holda qo'yilishi, bir necha yarim bo'yalgan, bir necha bo'sh kvadratlarning yoki barcha kvadratlarning yarmi bo'yalgan holda qo'yilishi.

Past rivojlanish bosqichi – barcha kvadratlarning bo'sh (bo'yalmagan holda) qo'yilishi yoki ularning yarmi yarim bo'yalgan holda, yana yarmining bo'sh holda qo'yilishi.

Mundarija

Kirish soʻz

3



Matematika

4



Nutq rivoji

18

Diqqat

34



Xotira

56






Fikrlash

70

Kichik motorika

84



Savod asoslari

100

Atrofimizdagi olam

120



Testlar natijalari jadvali

132

135

UO'K 373.29(079.1)
KBK 74.102
T42

MAKTABGACHA YOSHDAGI BOLALAR UCHUN O'QUV NASHRLARI

TESTLAR TO'PLAMI

Tuzuvchilar:

Manzura Nabiyeva, Barno Abdullayeva, Shakir Urishov, Muxtabar Abdiyeva

Kitobda

S. GAVRINA, N.KUTYAVINA,
I. TOPORKOVA, S. SHERBININA
matnlaridan foydalanidi

Rassom S. BOGACHOV

Mas'ul muharrir R. ZAPAROV
Tarjimon A. AKBAR
Musahhih O. AZIMOVA
Sahifalovchi Ye. KRASNIKOVA

MChJ «DAVR NASHRIYOTI»

www.davrbooks.uz
davrbooks@gmail.com

100029, Toshkent sh., A. Navoiy ko'chasi, 30
Tel. + (99871) 244-03-55

Litsenziya raqami № AI 227
Bosishga ruxsat etildi 25.02.13. Qog'oz bichimi 60x90/8.
Pragmatica garniturasida. Ofset bosma usuli. Shartli b. t. 17,0.
Nashr t. 17,5. 5000 nusxada chop etildi.
Bahosi shartnoma asosida. Buyurtma № 50-13.

O'zbekiston Matbuot va axborot agentligining „O'qituvchi“
nashriyot-matbaa ijodiy uyida chop etildi. 100206,
Toshkent, Yunusohod dahasi, Yangi shahar, 1.

UO'K 373.29(079.1)
KBK 74.102
T42

ISBN 978-9943-339-47-7

© «DAVR NASHRIYOTI», 2013