


**Klara Inogamova**

## **Starting English**

Xorijiy tillarga ixtisoslashtirilgan Davlat umumta'lim  
maktablarining 2-sinfi uchun darslik

*O'zbekiston Respublikasi Xalq ta'limi vazirligi  
tasdiqlagan*

G'afur G'ulom nomidagi nashriyot-matbaa ijodiy uyi  
Toshkent — 2012



УДК 811.111(075.3)

КБК 81.2Англ

81.2Англ

I-58

— Инглиз тили

*Taqrizchilar:*

**M.T. Irisqulov** – Pedagogika fanlari nomzodi, dotsent,

**O.V. Kartavsova** – 91-maktab ingliz tili o'qituvchisi.

*Mas'ul muharrir*

**M.Ahmedova** – TDIU qoshidagi gimnaziya ingliz tili o'qituvchisi

**Inogamova, Klara**

Starting English: xorijiy tillarga ixtisoslashgan davlat umumta'lim maktablarining 2-sinfi uchun darslik/K.Inogamova. – Toshkent: G'afur G'ulom nomidagi nashriyot-matbaa ijodiy uyi, 2012. – 144 b.

ISBN 978-9943-03-505-8

УДК 811.111(075.3)

КБК 81.2Англ

HD 41371  
4q

ISBN 978-9943-03-505-8

© K.INOGAMOVA, 2012  
© G'afur G'ulom nomidagi NMIU,  
2012

2013/26 A6645	Alisher Navoiy nomidagi O'zbekiston MK
------------------	--

**QUARTER I**  
**UNIT I**  
**LESSON 1 HELLO, I'M NODIR**

**1a Match the sentences and the pictures.**



- Good morning!
- Good morning!

- Hello!
- Hi!

**1b Listen and repeat.**

- Good morning! I am Ann.
- Good morning! I am Tom.

**1c Chain Drill.**

Good morning! My name is Nodir.  
Good morning ! My name is Nigora....

**2 Listen and sing (The ABC).**

**3 Look and say.**

Ee [i:] Pp [p:] Nn [en] Tt [ti:]

**Lexical box**

My name is...=My name's...

My name is Nodir.=  
I am Nodir.

#### 4 Write.

E \_\_\_\_\_

N \_\_\_\_\_

P \_\_\_\_\_

T \_\_\_\_\_

e \_\_\_\_\_


n \_\_\_\_\_

p \_\_\_\_\_

t \_\_\_\_\_

#### 5 Listen and read.

Ee [e] Pp [p] Tt [t] Nn [n]  
pen [pen] ten [ten] net [net]  
tent [tent]



a pen



a tent

pet, tent, pep, net, pent, ten, pen

I see ten. I see a pen. I see a tent. I see a pet.

#### Homework

1 Write each letter in two lines.

2 Write each word in one line.

pen, ten, tent, net, pet, pep.

3 Learn the rhyme.

Good morning, good morning,

Good morning to you.

Good morning, good morning,

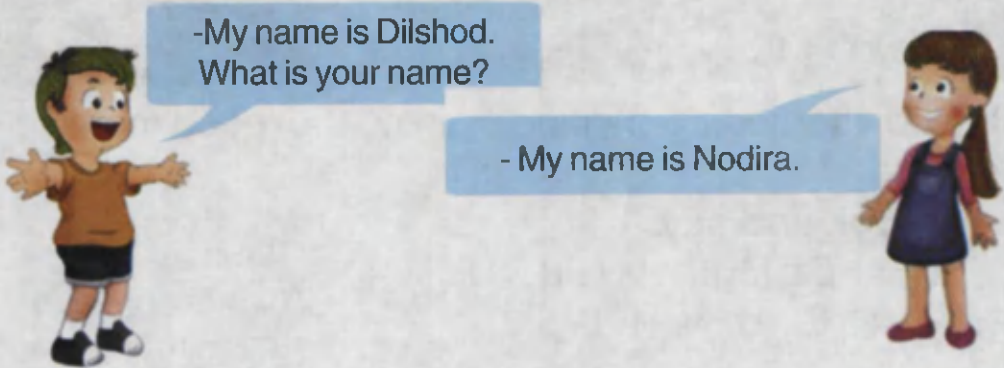
I am glad to see you.



## LESSON 2 WHAT IS YOUR NAME?

### 1 Listen and sing. (The ABC)

### 2 Look, read and guess the meaning of the sentences.



### 3a Chain Drill.

My name is Anvar. What is your name?

My name is Nodir. What is your name?

My name is Sobir. ...

### 3b Chain Drill.

I am Dilbar. What is your name?

I'm Anvar. What is your name?

I'm Nodir. What is your name?

### 4 Listen, repeat and learn the rhyme.

What's your name?

My name's Lola,

What's your name?

My name's Lola,

Now tell me, please,

My name's Lola.

What's your name?

That's my name.

**5 Look and match.**



- a) good afternoon    b) good evening    c) good morning

**6a Look and say.**

Oo [əu]    Gg [dʒɪ:]    Hh [eitʃ]    Dd [di:]  
 E O P G D N H T

**Lexical box**  
 What is = What's  
 I am = I'm  
 What is your name?

**6b Write.**

O \_\_\_\_\_  
 G \_\_\_\_\_  
 H \_\_\_\_\_  
 D \_\_\_\_\_

o \_\_\_\_\_  
 g \_\_\_\_\_  
 h \_\_\_\_\_  
 d \_\_\_\_\_

**7a Listen and read.**

**G+ a, o, u - [g]**

got, gob, gun, gap, gum, gag.

**7b Listen and read.**

Oo [ɔ]            Hh [h]            Gg [g]            Dd [d]  
 on [ɒn]           hot [hɒt]           got [gɒt]           dog [dɒg]  
 not, hot, dog, pond, nod, on, hod, pot, hog.

not, pet, dog, hop, tent, pent, hod, nod, ten, on,  
 net, hot, pep, pop, pen, get, het, hog, pond, pot

It is a dog. It is a pen. It is a pond. It is a pot. I see a dog. I see a tent. I see a pen. I see a pot.



a hen



a dog

### Homework

1 Write each letter in one line.

2 Write each word in one line.

hen, dog, pond, pot.

3 Write your name in two lines.

### LESSON 3 I'M FROM UZBEKISTAN

1 Listen and repeat.

- Hello! My name is Sarvar.
- Hi! My name is Durbek.
- Pleased to meet you!
- Nice to meet you!
- Goodbye!
- Bye!



2a Listen and repeat.

1) I am Bobur. I am from Uzbekistan.

2) She is Lena. She is from Russia.

3) He is Dan. He is from England.

4) They are Tom and Kate. They're from America.

#### Lexical box

Where are you from?

I'm from Uzbekistan.

Where is he from?

He is from England.

He	}	is	we	}	are
She			you		
It			they		

## **2b Listen and answer.**

1) He is Bobur.

Where is he from?

3) She is Lena.

Where's she from?

2) He is Dan.

Where's he from?

4) They are Tom and Kate.

Where're they from?

## **3 Listen, repeat and learn the rhyme.**

Where are you from?

Where are you from?

Now tell me, please,

Where are you from?

I'm from Uzbekistan,

I'm from Uzbekistan,

I'm from Uzbekistan.

That's my country.

## **4 Listen and repeat.**

1. My name is Nodir. I'm from Uzbekistan.

2. My name is Victor. I am from Russia.

3. My name is Tom. I am from America.

4. My name is Lucy. I am from England.

5. What is your name? Where are you from?

## **5 Answer the questions.**

1. Where is Victor from?

2. Where is Tom from?

3. Where is Nodir from?

4. Where is Lucy from?

## **Homework**

### **1 Write capital letters.**

e o p g d n h t

### **2 Write the answer.**

Where are you from?



## LESSON 4 HOW ARE YOU?

### 1 Listen and repeat.

#### How are you?

Hello, how are you?

Hello, how are you?

I'm hungry,

I'm tired,

I'm cold,

I'm sad.

Hello, how are you?

Hello, how are you?

I'm happy,

I'm great,

I'm good,

I'm O.K.

*(Richard Graham)*

### 2a Listen and repeat.

- Good morning! How are you?
- Good morning! I am well. How are you?
- I am O.K.

#### Lexical box

- How are you?
- I am fine. / I am O.K.

### 2b Chain Drill.

- Hi, Nodir! How are you?
- Hello, Sarvar! I am fine!

### 3 Listen and repeat the dialogue.

- Hi, Sardor! How are you?
- Hello, Dilshod! I am O.K. It is Dan. He is from England.
- Pleased to meet you Dan. How do you do?
- How do you do. Nice to meet you!

### 4 Write the missing letters.

p...n, ...od, te..., n...t, ...og, t...nt, ...ot, j...g, ...ut, p...nd,  
...ot.

## Homework

**1 Write each word in one line.**

pen, tent, pond, pot.

**2 Learn the rhyme «How are you?»**

## LESSON 5 COLOURS

**1 Listen and repeat.**

Colours

The bears are brown,

The dogs are black.

The birds are white,

And the puppies too.

### Grammar box

What colour is the ... ?

What colour is the pencil?

It is red (green, blue ...).

**2 Look, say and write the colours.**



red blue black green  
yellow pink white brown

**2b Listen and repeat.**

Red, yellow, pink and white,

Let's play ball day and night!

**3a Look and say.**

Uu [ju:] Cc [si:] Jj [dʒei]

E O U C P T D H J G N

**3b Write.**

U \_\_\_\_\_

C \_\_\_\_\_

u \_\_\_\_\_

c \_\_\_\_\_

J \_\_\_\_\_

j \_\_\_\_\_

#### 4 Listen and read.

**C+ a, o, u - [k]**

cut, cod, cog, cub, con, cop, cup.

#### 5 Listen and read.

Uu [ʌ]

up [ʌp] Cc [k] cut [kʌt] Jj [dʒ] jug [dʒʌg]

nut, cut, jug, puppy, hug, hut, gut,  
jug, pen, gun, dog, cut, tent, cub, nut,  
nod, ten, on, cud, hot, net, not, cup,  
hut, cod, nun, pod, pun, punt, dud, con



a puppy



a nut



a jug

I see a nut. It is a nut. I see a puppy.

It is a puppy. I see a jug. It is a jug.

#### 6 Look at the pictures and answer the questions.

1 What colour is the dog?

2 What colour is the nut?

3 What colour is the jug?

#### Homework

1 Write each letter in two lines.

## 2 Write each word in one line.

a puppy, a nut, a jug, a cup.

## 3 Learn the colours and the rhyme.

### LESSON 6 NUMBERS

#### 1 Listen and count.

1 one

2 two

3 three

4 four

5 five



6 six

7 seven

8 eight

9 nine

10 ten

#### Number box

1-one	6-six
2-two	7-seven
3-three	8-eight
4-four	9-nine
5-five	10-ten

#### 2 Put the numbers in order.

Two, five, one, seven, three, six, ten, four, nine, eight.

#### 3 Listen and learn the rhyme.

One, one, one,

Little dogs run.

Two, two, two,

Cats see you.



Three, three, three,

Birds in a tree.

Four, four, four,

Rats on the floor.

#### 4 Match the sentences and the pictures.



a) eight black pencils   b) two red dresses   c) three violet books   d) one brown desk.



### 5a Look and say.

Aa [ei] Rr [ɑ:] Ss [əs] Mm [em]  
A C T O U E D P G H J R S M N

New words:  
pencil, dress,  
book, desk

### 5b Write.

A \_\_\_\_\_

a \_\_\_\_\_

R \_\_\_\_\_

r \_\_\_\_\_

S \_\_\_\_\_

s \_\_\_\_\_

M \_\_\_\_\_

m \_\_\_\_\_

### 6 Listen and read.

Aa [æ] Rr [r] Ss [s] Mm [m]

Rat [ræt] sand [sænd] man [mæn]

cat rat hat hand cap man sand

hat, tent, don, rat, ten, cap, dog, pen, mud, net, rent, cot,  
man, can, cost, dot, rest, roc, rend, mug, run, gun, mend,  
sand, mum.



a cat



a hat



a man

A dog and a cat. It is a cat. The cat is on the sand. The cat has a kitten. A hat and a cap. The cat has a cap. It is a man. The man has a hat. The man is in the tent. The tent is on the sand.

## Homework

1 Write each letter in one line.

2 Write each word in one line.

cat, hat, cap, man, sand.

3 Learn the numbers and the rhyme «One, one, one».

## LESSON 7,8 HE IS A KING

1 Listen and repeat.

ng [ŋ] nk [ŋk]

pink, think, bank, thank, link.

king, sing, song, long, strong, English, England

ring, think, king, pink, bring, bank, thank, sing, link, spring

2 Listen and repeat the rhyme.

One, two

What must I do?

Three, four

Shut the door.

Five, six


Pick up sticks.

Seven, eight

Take the plate.

Nine, ten

A red pen.



3a Look and say.

li [ai] Yy [wai] Ll [el] Zz [zed]

A C D E P I O U G H J R S M Z X

### Grammar box

He is a king. Is he a king?

Yes, he is. / No, he is not.

3b Write.

l \_\_\_\_\_

i \_\_\_\_\_

Y \_\_\_\_\_

y \_\_\_\_\_

L \_\_\_\_\_

I \_\_\_\_\_

Z \_\_\_\_\_

z \_\_\_\_\_

#### 4 Listen and read.

li / Yy [i]      L l [l]      z [z]  
in [ɪn] little ['lɪtl] zippy ['zɪpɪ] king [kɪŋ]  
system ['sɪstəm]

in, ill, it, if, myth, mystic, kitten, little, system,  
typical, his.



a king

Ten red pens, six pencils, little kittens, seven  
black cats. He is a king. The king is strong. He is rich. It  
is a bank. The bank is in England. It is a kitten. The kitten  
is little. It is a pen. The pen is green.

Is it a ring? Yes, it is. Is it nice?  
Yes, it is. Is it a jug? No, it is not.  
It is a cup. Is it an egg? No, it is  
not. It is a nut. Is it a puppy? Yes,  
it is.

#### New words:

England, strong, bank,  
kitten, little, cup, egg

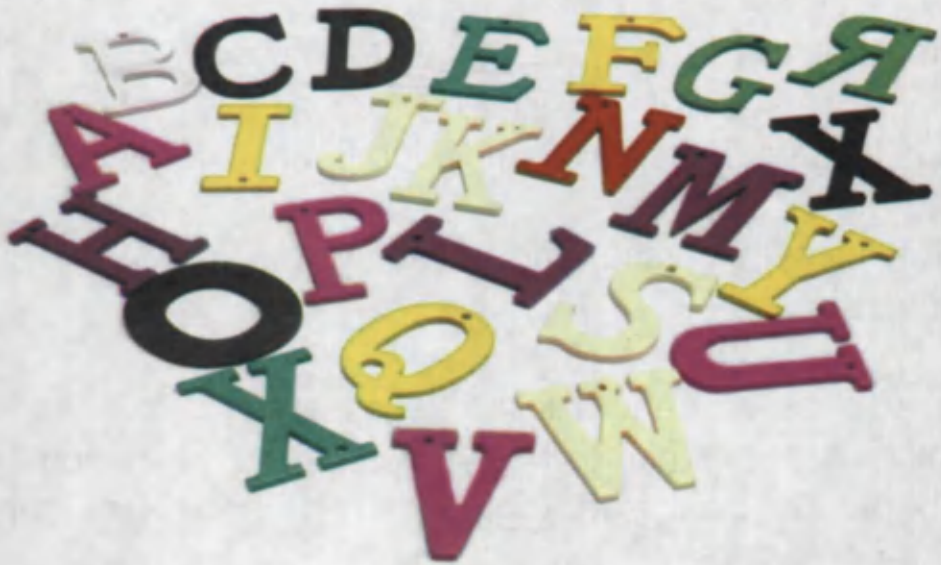
#### 5 Read and complete the answers.

1. Is it a book? ... , it is. 2. Is it a copy book? Yes, it ... .  
3. Is it a pencil? No, it is ... . 4. Is it a pen? ..., ... is. 5. Is it  
a kitten? ..., it is. 6. Is the kitten little? Yes, ... is. 7. Is it a  
dog? Yes, it ... . 8. Is it a bag? No, it ... not. It ... a book.

#### 6 Make negative and question forms.

1. It is spring. 2. It is pink. 3. It is ring. 4. It is long. 5. He  
is strong.

**7 Find the new letters and copy them.**



**Homework**

**1 Write each letter in one line.**

**2 Write each word in one line.**

king, gym, little, his

**3 Learn the rhyme «One, two».**

**Revision**

**1 Read and complete.**

a	[æ]	man	plan	cat	rat		
o	[ɔ]	on	hot	dog	frog		
u	[ʌ]	but	cut	sun	sum		
e	[e]	pen	bed	sent	send		
i/y	[i]	in	ill	system	myth		



## 2 Play Colours.

e. g. My hat is white. I am Mr. White.  
My hat is green. I am Mr. Green.

## 3 Complete the words with missing letters.

p...n, do..., te...t, t...n, j...g, ...uppy, ...et, h...t, c...t,  
...ittle, g...m.

## 4 Find and write the words.

penetenutentellittleggymysticut

## 5 Write the letters.

[pi:], [ti:], [ən], [si:], [ju:], [di:], [əm], [ei]

## 6 The rainbow has seven colours. What are they?

White, yellow... .

### Homework

#### Learn the poem.

Mr. Black! Mr. Black!  
What colour is your hat?  
My hat is black.

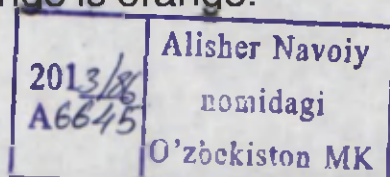
Mr. Green! Mr. Green!  
What colour is your ring?  
My ring is green.

Mr. Brown! Mr. Brown!  
What colour is your gown?  
My gown is brown.

Mr. White! Mr. White!  
What colour is your kite?  
My kite is white.

Mr. Yellow! Mr. Yellow!  
What colour is your pillow?  
My pillow is yellow.

Mr. Orange! Mr. Orange!  
What colour is your orange?  
My orange is orange!



Mr. Red! Mr. Red!  
What colour is your hat?  
My hat is red.

Mr. Blue! Mr. Blue!  
What colour are you?  
I am BLUE!!!

## UNIT II

### LESSON 1 IT IS A CUP

#### 1 Listen and read.

#### C + e, i, y - [s]

Cent [sent], civil [ˈsɪvəl], cynic [ˈsɪnɪk]  
cell, cent, civil, nice, place, cynic, face

#### C + a, o, u - [k]

Can [kæn], cut [kʌt], cop [kɒp].  
can, cat, cap, cut, copy, cup

#### Ck [k]

click [klik], clock [klɒk], black [blæk]  
Cell, nice, face, click, cat, cap, clock, cut,  
cent, can, stick, cut, black, place, copy

**New words:**  
apple, copy-book,  
window, cat, rat,  
orange

#### 2 Write as the following:

e.g. Number 1 is Sarvar

Number 2 is ...

Ann-4

Peter-5

Kate-7

Dilbar-9

Guzal-6

Dan-2

Nick-10

Sarvar-1

Sardor-3

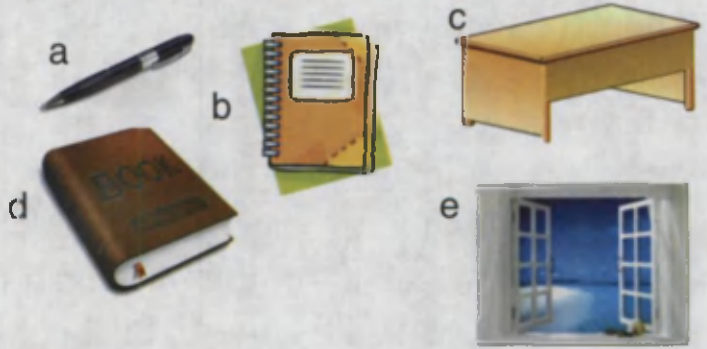
Saida-8

### 3a Chain Drill.

Is it a pen? Yes, it is. Is it a book? Yes, it is.

### 3b Listen, look, match and write.

- 1 a book
- 2 a window
- 3 a desk
- 4 a pen
- 5 a copy-book



### 4 Listen and read the words.

A nut, a cup, a jug, a puppy, a strong king, a little kitten, a tent, a red pen, a rat, a cat, a hat, an egg, an apple.

### 5 Write «a» or «an».

e. g. It is a dog.

1. It is ... cat.
2. It is ... apple.
3. It is ... black pen.
4. Is it ... green pen? Yes, it is.
5. It is ... kitten.
6. Is it ... puppy? Yes, it is.
7. It is ... egg.
8. Is it ... desk? No, it is not. It is a table.
9. Is it ... hat? No, it is not.
10. Is it ... orange? No, it is not. It is ... apple.

**Grammar box**  
**Article «a»/«an»**  
a cat      a cap  
a cup      a clock  
an egg     an apple

### Homework

#### 1 Learn the poem «Mr. Black».

#### 2 Write «a» or «an».

... hen, ... egg, ... jug, ... rat, ... hat, ... apple, ... tent, ... king.

# LESSON 2 THIS IS A DESK. THAT IS A WINDOW.

## 1 Listen and read.

th [θ]

thin, thick, theme

sin-thin-seen-theme

th [ð]

the, this, then

sent-then-self-them

seen-theme-self-them-sent-then-sin-thin

theft, thin, thank, this, them, thick, think, thin, thus, that.

### Grammar box

This is = this's    That is = that's

This is a pen.

Is this a pen? Yes, it is. /No, it is not.

That is a desk.

Is that a desk? Yes, it is. /No, it is not.

**this** [ðɪs]

**that** [ðæt]

this is

that is

This is a hat. That is a cap. This is a bank. That is a bus.

This is a bag. That is a flag. This is a thin cat. That is a fat cat.

## 2 Look and say.



This is a desk.



That is a desk.



### 3 Read the text and answer the questions.

This is Rustam. This is Rustam's desk. That is Sardor. That is Sardor's desk. What is this? It is a red ball. Is it Rustam's ball? No, it is not. It is Sardor's ball. What is that? That is a black dog. Is it Sardor's dog? No, it is not. It is Rustam's dog. What is this? It is a car. It is a white car. Is it Nodir's car? Yes, it is.

1 Is the ball red? 2 Is the dog white? 3 Is the car green?

### 4 Listen and read.

This is a dog. That is a puppy.  
This is a cat. That is a kitten.  
It is a ball. It is a green ball.  
Is that a table? No, it isn't.  
That isn't a table. It is a desk.  
What is that? That is a desk.

Is that an apple? Yes, it is.  
What is this? It is a book.  
Is this a hat? No, it is not.  
It is a cap. It is a white cap.  
Is that a bag? No, it is not.  
What is this? This is a lamp.

### 4a Look and say.

Bb [bi:] Ff [ef] Kk [keɪ]  
A B C D E F G H I J K L M N O P  
R S T U

**New words:**  
dog, ball, car, bag,  
cap, table

### 4b Write.

B \_\_\_\_\_  
F \_\_\_\_\_  
K \_\_\_\_\_

b \_\_\_\_\_  
f \_\_\_\_\_  
k \_\_\_\_\_

### 5 Listen and read.

Aa [eɪ] Bb [b] Ff [f] Kk [k]  
baby [ˈbeɪbi] fable [ˈfeɪb(ə)l] Kate [keɪt]

table, name, baby, face, say,  
tale, tame.

fable, Kate, tale, ten, it,  
name, if, gym, tame,  
ill, his, zippy, mystic, cat,  
pink, fade, cut, ink,  
fame, nut, hand, bate, hate,  
mud, cop, click.



a table



a baby

It is a red hat. It is a pink hat. It is a black hat.

It is a bag. It is a hen. It is an egg.

It is a dog. It is his dog. Its name is Olapar. It is tame.

## Homework

**1 Write each letter in one line.**

**2 Write.**

A table, a baby, a tame dog, a red hat, a little kitten.  
This kitten is little. That dog is big.

## LESSON 3 NOUNS IN PLURAL.

**1 Listen, repeat and read.**

**oo + k [u]** book, look, took, cook, hook

**oo[u:]** moon, spoon, cool, hoof, hood, loop, loom

took, spoon, hood, look, moon,  
book, cool, loom, cook, cool,  
hoof, hook, food, mood.

**2 Play Simon says.**

Stand up. Sit down, please.

### Grammar box

#### Add «s»

singular	plural
a bag	bags
a desk	desks
a lamp	lamps
a table	tables

### 3 Chain Drill.

Is this a desk? Yes, it is. Is that a book? No, it is not.

### 4 Look and read.

a book - books      a hat - hats  
a cap - caps      table - tables  
a cup - cups      a nut - nuts  
a kitten - kittens      a window - windows



a book



books

### 5 Write the words in plural form.

a bag \_\_\_\_\_

a flag \_\_\_\_\_

a cat \_\_\_\_\_

a pen \_\_\_\_\_

a dog \_\_\_\_\_

a pencil \_\_\_\_\_

### Homework

1 Learn the new words.

2 Write the words in plural form.

a book

a table

a flag

a spoon

a lamp

a stone

### LESSON 4 TAKE YOUR PEN AND GIVE ME IT.

1 Chain Drill.

This is a book. Give me a book! That is a pencil. Give me a pencil!

2 Listen and do.

1. Take your book and give me it! 2. Take your bag and give me it! 3. Take your pen and give me it! 4. Take your



ball and give me it! 5. The book is on the table. Take it! Give it to Nodir! 6. Take a pencil and give it to your friend! 7. Go to the blackboard and take a chalk! Give it to me!

**New words:**

**blackboard, friend, chalk, note-book, man, quiet, wise, nice, street, wide, file**

**3 Work with a partner.**

- Take a pen. Give me it.
- Take a book. Give me it.

**4 Put the words «take» and «give».**

1. Take your ball and ... me it! 2. ... Shohruh's pen and ... me it! 3. Go to the desk and ... a book! 4. ... me your notebook! 5. ... a pen from Dilshod and ... me it! 6. ... me your bag!

**5 Look and say.**

Qq [qju:] Vv [vi:] Xx [eks] Ww [dʌblju:]

ABCDEFGHIJKLMN OPQRSTUVWXYZ

**6 Write.**

Q \_\_\_\_\_

q \_\_\_\_\_

V \_\_\_\_\_

v \_\_\_\_\_

X \_\_\_\_\_

x \_\_\_\_\_

W \_\_\_\_\_

w \_\_\_\_\_

**7 Listen, repeat and read.**

li / Yy [ai] qu [kw] Vv [v] Xx [eks] Ww [w]



Quite [kwaɪt] quiet [kwaɪət] vine [vaɪn] x-line [eks laɪn]  
wise [waɪz]

rice, nice, five, quite, vine, wise, size, ice, x-line  
nice, my, wise, fly, vinyl, quite, cry, type, wide, quiet, title,  
wife, vice, typist, size.

This is a baby. The baby is quiet. That is a man. The man  
is wise. It is a bag. The bag is nice. This is a hat. It is my  
hat. This is our street. Is it a wide street? Yes, the street  
is wide. Is it a window? Yes, it is. Is it a file? Yes, it is.

## Homework

**1 Write each letter in two lines.**

**2 Write.**

rice, nice, wise, size, quiet.

1. Take your book! Give me it!
2. Take that pen! Give it to your friend!

## LESSON 5 SHOHRUH, GO TO THE BLACKBOARD!

**1 Listen and read.**

**Sh [ʃ]**

She, sheep, ship, fish, shelf, shell, shade, shame.

**Ch [tʃ]**

chin, chess, chest, chick,  
cheese, chill, cheap.

**New words:**  
letter, door, place,  
show, close, go, open

Sheep, fish, chick, she, chess,  
shelf, cheap, chill, shell, ship, chin, chest.

**2 Play Simon Says.**

Stand up, please. Sit down. Show me a pen, please. Sit  
down, please.

### 3 Listen and do.

1. Shohruh, stand up. Go to the blackboard! Write the letter «A» on the blackboard!

2. Dilshod, open your copy- book, please. Show me your homework!

3. Hurshid, go to the door! Close the door, please.

4. Shahnoza, go to the window! Open it, please.

5. Pupils, show me your pens! Show me your copy books! Show me your books!

6. Charos, stand up! Go to the door! Open it! Go to your place! Sit down, please.

7. Shoira, show me your pen! Show me your pencil too.

8. Pupils, open your books! Close your books! Stand up! Sit down, please.



### 4 Work with a partner.

- Show me your book! Open it.

- Show me your copy book! Open it, please. Close it.

### Homework

#### 1 Write.

she, fish, chick, chess.

Open your copy book! Show me your homework!

#### 2 Learn the rhyme.

##### Up and down

Stand up, hands up.

Hands clap, hands aside,  
Hands down, sit down.

## Revision

### 1 Learn by heart the rhyme .

The ABC song

A B C D E,

Stand up and look at me!

F G H I J,

I play football every day!

K L M N O,

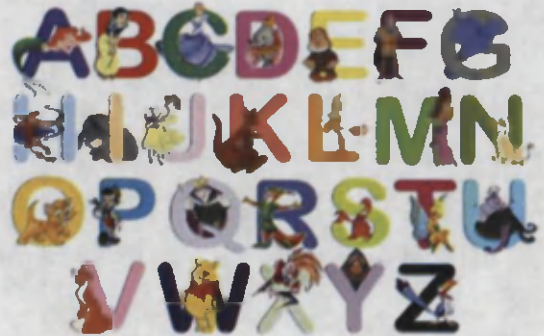
I like cake, oh, oh, oh!

P Q R S T,

Hey people, listen to me -

U V W X Y Z,

The alphabet is in my head!



### 2a Write the missing numbers.

1 3 4 7 9 10

### 2b Write numbers in words.

e.g. 2- two


3 5 8 10

### 3 Insert the missing words.

- Good ... !                      - My ... is Sobir. What ... your name?
- Good morning!                - My name ... Aziz.
- How ... you?                 - Nice to ... you.
- I ... fine thanks.            - Pleased to meet ... .
- How are ...?                 - Good ...!
- I ... O.K.                      - Bye !



#### 4 Write the colours.



e.g. brown ...

#### 5 Write «a» or «an».

What is this? It is ... white desk. What is that? It is ... black pen. This is ... green apple. That is ... red rose. This is ... blue hat. That is ... grey dress.

#### 6 Make question and negative forms.

It is a lamp. It is a table. It is a tree. This is a bag. That is a box.

### QUARTER II

#### UNIT 1

#### LESSON 1 I AM..., HE/SHE/IT IS ... .

##### 1 Play Simon Says.

Stand up, please. Take your books, please. Put your books on the table.

##### 2 Listen and read.

**Uu [ju:]**

Pupil [pju:pɪl] tube [tju:b] student [stju:dənt] cube [kju:b]

This is Yulduz. She is a student. That is Sue. She is a student too. This is Yuldash. He is a pupil. That is Yadgar. He is a pupil too. Yulduz and Sue are students. Yuldash and Yadgar are pupils. They are in the street.



### 3 Write.

I am in the room.

You are in the room.      We are in the room.

He is in the room.      You are in the room.

She is in the room.      They are in the room.

It is in the room.

### 4 Complete the sentences with «am», «is», «are».

1. I ... in classroom. 2. We ... at home. 3. He ... a good boy. 4. He ... a pupil. 5. His name ... Dan. 6. My name ... Kate. 7. I ... 10. 8. You ... 8. 9. We ... friends. 10. Nick and Fred ... friends too. 11. They ... in the street. 12. She ... in the park.

### 5 Write in the correct form.

1. (He/ She ) is a girl.
2. (We/ I) are happy.
3. (You /She) are a boy.
4. (They /He) are glad.
5. (I/ You) am fine.
6. (I /He) is your friend.

#### Grammar box «to be»

I am    we are  
He is    you are  
She is    they are  
It is

### Homework

#### Read and answer the questions.

I am 8. I am in form 2. My sister is 10. She is in form 4. We are at school.

1. How old are you?
2. What form are you in?
3. How old is your sister?
4. What form is your sister in?

## LESSON 2 HOW OLD ARE YOU?

### 1 Listen, repeat and read.

**Oo** [əu]

no[əu] home[həum] bone[bəun] nose[nəuz] note [nəut]

**oa** [əu]

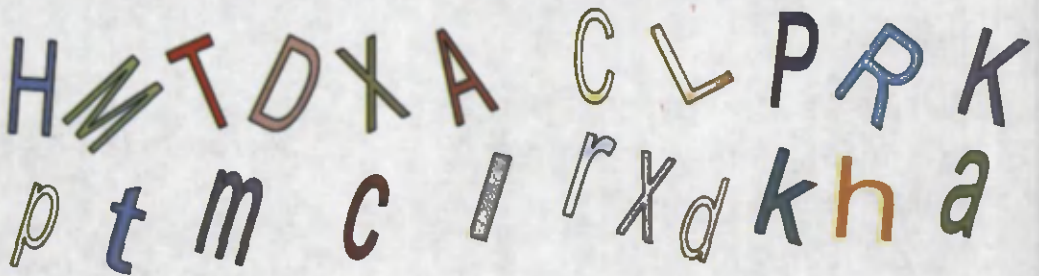
boat [bəut] coat [kəut] foal [fəul] load [ləud] loan [ləun]

**o + ld** [əu]

old [əuld] cold [kəuld] gold [gəuld] hold [həuld]

coal, bone, foam, nose, cold, boast, rose, note, gold, old, stone, coat, home, load, hope.

### 2 Write the capital letters with their pairs.



e.g. Aa Dd

### 3 Chain Drill.

How old are you? I'm 7. How old are you? I am 8.

#### Lexical box

How old are you?

I am 10.

How old is she?

She is 8.

### 4 Read and answer the questions:

I am 8. Dilbar is 9. Hasan and Husan are 10. My sister is 2.

1. How old am I?

2. How old is Dilbar?

3. How old are Hasan and Husan?

4. How old is my sister?

## 5 Read and complete the dialogues.

- How ... is your dog?
- My dog ... three.
- How old is your ...?
- My cat ... two.
- ... old is Sarvar's cat?
- ... is four.
- How ... is Dilbar's dog?
- It ... six.

## Homework

### 1 Answer the questions:

- How old are you?
- How old is your brother?
- How old is your sister?


**New words:**  
brother, stone,  
rose, bone, near

### 2 Write and translate.

- This is a rose. The rose is red.
- That is a stone. The stone is big.
- This is a man. The man is old.
- That is a bone. The bone is near the dog.

## LESSON 3 MY BAG IS BLACK. HIS PENCIL IS RED.

### 1 Write the colours of the things with my, his, your ...



e.g. Our blackboard is green.

### 2 Chain Drill.

My book is on the desk. Where is your book? ...



### 3 Listen and read.

I am Guzal. My name is Guzal.

You are Rustam. Your name is Rustam. He is Sardor. His name is Sardor. She is Dilbar. Her name is Dilbar.

It is Graff. Its name is Graff. We are at home. Our house is big.

They are Rustam and Sardor. Their house is not big.

### Grammar box

Singular	Plural
I	
I - my	we - our
II	
You - your	you - your
III	
He - his	they - their
She - her	
It - its	

Singular	Plural
I	
I - my	we - our
II	
You - your	you - your
III	
He - his	they - their
She - her	
It - its	

### 4 Read and copy.

I	he	she	it	we	you	they
My room	his room	Her room	Its room	Our room	Your room	Their room

### 5 Read and answer the questions.

I am a girl. My name is Guzal. I am a pupil.

I am 10. I am Uzbek. This is my brother.

His name is Laziz.

He is four. Our house is near the school.

This is my friend. Her name is Mubina.

She is 8.

She is a pupil too. Their house is not near the school.

1 What is your friend's name?

2 Is our house near the school?

3 Is Mubina's house near the school too?





## Homework

Complete the following with his, her, our, their.

1. This is Laziza. This is her doll. ... doll is nice.
2. That is Aziz. That is ... ball. His ball is red.
3. This is ... room . Our room is light.
4. That is their garden. ... garden is big.

## LESSON 4 WHOSE PEN IS IT? IT'S MY PEN.

1 Listen and read.

wh + o [h]

who, whom, whose, whole

2 Listen and repeat the dialogue.

- Whose pen is it? - It is my pen.
- Whose apple is it? - It is your apple.
- Whose pumpkin is it? - It is her pumpkin.
- Whose book is it? - It is his book.
- Whose classroom is it? - It is our classroom.



2 Chain Drill.

Whose desk is it? It is Aziz's desk. Whose pencil is it? It is Dilbar's pencil. ...

3 Match and answer.

1. It is my teddy bear.
  2. It is my ball.
- a) Whose ball is it?  
b) Whose teddy bear is it?



Mahmudbek



Mubina

#### 4a Read andwrite.

e.g. It is Dilbar. It is a book. - It is Dilbar's book.

1. It is Sarvar. It is a pen. - It is ... .

2. It is Guzal. It is a bag. - It is ... .

3. It is Nasiba. It is a hat. -It is ... .

4. It is Aziz. It is a desk. - It is ... .

5. It is Dilshod. It is an apple. - It is ... .

6. It is Shohruh. It is a copy book. - It is ... .

**Grammar box.**  
Whose pen is it?  
It is Sarvar's pen.

#### 4b Answer the questions.

1. Whose pen is it?

4. Whose desk is it?

2. Whose bag is it?

5. Whose apple is it?

3. Whose hat is it?

6. Whose copy - book is it?

#### Homework

##### Answer the questions.

1. What is your mother's name?

2. What is your father's name?

## LESSON 5, 6 THE PIANO IS IN THE ROOM

### 1 Listen and read.

**wh [w]** - when, where, what, which, white, while.

### 2 Listen, repeat and learn.

Up and down, up and down.

Which is the way to London?

Where? Where?

Up in the air?

Close your eyes -

And you are there!

**Grammar box**  
**Prepositions:**  
On in at under  
Where is the ...?  
Where is the pen?  
It is in (on, under) the bag.

### 3 Read and answer the questions.

1. The chair is at the piano.
2. The book is on the piano.
3. The piano is in the room.
4. A box is under the chair.

1. Where is the book?
2. Where is the piano?
3. Where is the box?
4. Where is the chair?



a box



a piano

### 4 Read the text and answer the questions.

What is it? Is this a pen? No, it is not a pen. It is a pencil. The pencil is on the desk.

What is that? Is that a copy-book? No, it is not a copy-book. It is a book. The book is in the bag. What is this? Is this a bench? No, it is not a bench. It is a chair. The chair is at the table. The table is at the window. I see a little kitten. The kitten is under the table. I see a hat. The hat is on the table. I see a bag. I see books in the bag.

1. Where is the pencil?
2. Where is the book?
3. Where is the chair?
4. Where is the table?
5. Where is the hat?
6. Where are the books?

#### New words:

house, home, room, doll, garden, big, light,  
box, piano, chair, computer, vase, wall, classmate.



## 5 Look at the picture and answer the questions.



Model: Where is the table? The table is in the room.  
Where is the ball? The ball is under the table.

1. Where is the computer?
2. Where is the vase?
3. Where is the pen?
4. Where is the kitten?

## 6 Chain Drill.

P1: Where is your book? It is on the table.

P2: Where is your bag? It is under the table.

## 7 Match the questions and the answers

1 Where is your pen?

a) It is in the classroom.

2 Where is the chalk?

b) It is on the table.



3 Where is the table?

c) It is on the wall.

4 Where is the blackboard?

d) It is at the blackboard.

### 8 Listen and do.

Go to the blackboard!

Take a black pencil!

Put your pen on the table!

Give me your pen!

Put your book into your bag!

Go to the door!

Take your pen from the table!

Open your book!

### Homework

#### 1 Read the text and answer the questions.

This is me. My name is Inobat. That is Nigina. She is my classmate. We are in the classroom. This is my bag. It is green. It is under the desk. The desk is at the window. That is Nigina's bag. It is pink. It is on the desk. A green pen is in Nigina's bag.

1. Where is Inobat's bag?

2. Where is Nigina's bag?

3. Where is the green pen?

4. Where is the desk?

#### 1 Write the missing letters.

A B D F H I K N O P Q S

e.g. C

### LESSON 7 WHAT IS IN THE BOX?

#### 1 Read the questions and choose the correct answers.

What is this? It is a book.  
It is a copy-book.  
It is a pen.



It is a nose.  
What is this? It is a face.  
It is a tooth.



It is a desk.  
What is it? It is a chair.  
It is a table.



## 2 Look and say.

1. What is in the box?
2. What are on the table?
3. What's in the room?
4. What's on the piano?
5. What's at the piano?
6. What's at the window?



## 3 Answer the questions.

1. Where is the piano?
2. Where is the chair?
3. Where is the green book?
4. Where is the note book?
5. Where is the doll?
6. Where is the picture?



## 4 Listen and make up your own dialogue.

- What is in your bag?
- Books and note books are in my bag.
- What is on your desk?
- A book, a rubber, a pen, a pencil are on my desk.

## 5 Listen and learn the rhyme.

Books are the dearest,  
Of all friends we know.  
They help us every time.  
That's why we must,  
Keep them clean and safe!  
They are wise of all the wisiest.  
They are the best friends to everyone  
Especially who loves them most of all!

**New words:**  
tooth, nose,  
picture, keep,  
rubber, clean, best

## Homework

**Put the prepositions: on, in at, under.**

1. A bag is ... the table. 2. A book, a pen, a ruler are ... the bag. 3. A teacher is ... the blackboard. 4. A table is ... the classroom. 5. A marker is ... the table.

## Revision

**1 Write the sentences.**

e.g. The apple is red.



1. The  is .

2. The  is .

3. The  is .

4. The  is .

5. The  is .

6. The  is .

**2 Write in the correct form.**

1. You (are/ am) my sister.

2. He (is/are) fine.

3. She (is/am) 9 years old.

4. It (is/are) a book.

5. We (are/am) brothers.

6. They (is/are) boys.

### 3 Write in the plural form.

Singular	plural	singular	plural
a hat	hats	a table	
a nut		a rose	
an apple		a pupil	
an egg		a file	

### 4 Answer the questions.

- |                              |                       |
|------------------------------|-----------------------|
| 1. What's your name ?        | 1. name _____         |
| 2. Where do you live?        | 2. city _____         |
| 3. What's your phone number? | 3. phone number _____ |
| 4. How old are you?          | 4. age _____          |
| 5. What's your job?          | 5. job _____          |
| 6. What's your hobby?        | 6. hobby _____        |

## UNIT II

### LESSON 1 TWO + TWO IS FOUR.

#### 1 Listen, repeat and read.

#### E [i:]

he [hi:] she [ʃi:] tree [tri:] me [mi:]

ee, ea [i:] meet, seat, feel, clean, keep, sleep, fifteen, sixteen.

leave - live, seat - sit, heat - hit, keep - kept, sleep - slept.

#### 2 Read and copy the numbers.

- |         |         |             |              |
|---------|---------|-------------|--------------|
| 1 one   | 6 six   | 11 eleven   | 16 sixteen   |
| 2 two   | 7 seven | 12 twelve   | 17 seventeen |
| 3 three | 8 eight | 13 thirteen | 18 eighteen  |
| 4 four  | 9 nine  | 14 fourteen | 19 nineteen  |
| 5 five  | 10 ten  | 15 fifteen  | 20 twenty    |



### 3 Write the numbers.

three \_\_\_\_\_  
five \_\_\_\_\_  
eight \_\_\_\_\_  
ten \_\_\_\_\_

twelve \_\_\_\_\_  
fifteen \_\_\_\_\_  
seventeen \_\_\_\_\_  
twenty \_\_\_\_\_

### 4 Write in words.

5 \_\_\_\_\_  
8 \_\_\_\_\_  
10 \_\_\_\_\_  
12 \_\_\_\_\_

13 \_\_\_\_\_  
16 \_\_\_\_\_  
17 \_\_\_\_\_  
20 \_\_\_\_\_

### 5 Read and write in numbers.

Two plus two is four.

Nine minus two is seven.

Thirteen plus four is seventeen.

Five plus four is nine.

Sixteen minus five is eleven.

Twenty minus ten is ten.

### 6 Read and say.

Ten plus ten is ... .

Fifteen minus ten is ... .

Eight plus five is ... .

Thirteen minus five is ... .

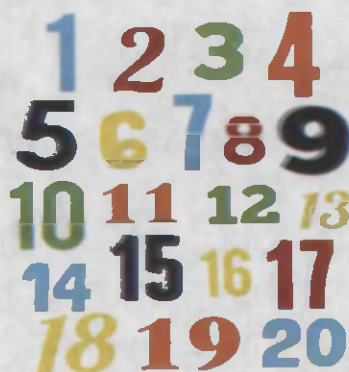
Two plus seven is ... .

Seventeen minus seven ...

### Homework

Write missing numbers.

2, 4, 6, 7, 10, 12, 13, 15, 19, 20.



## LESSON 2 THIS - THESE, THAT - THOSE.

### 1 Listen and repeat.

The, this, these, thin, those, that, them, then, thick.

### 2 Write missing numbers.

3, 5, 6, 8, 10, 13, 15, 17, 20.

### 3 Fill in the blanks.

El...ven, t...elve, thi...teen, fo...rteen, fifte...n,  
sev...nteen, ei...hteen, nine...een, twen...y.

### 4 Look and read.




This is an apple.



These are apples.



That is an apple.



Those are apples.

### 5 Read and complete with are, those.

1 This is a hen. These ... hens.

2 That is an egg. ... are eggs.

3 This is a lemon. ... are lemons.

4 That is a nut. Those ... nuts.

## 6 Write in plural.

e.g. This is my brother. - These are my brothers.

1. This is my brother.
2. That is my sister.
3. This is my friend.
4. That is your book.
5. That is my pen.
6. This is my bag.
7. That is your bag.
8. This is your pencil.

## Homework

**Insert this, that, these, those.**

1. ... is my copy-book. That is your copy-book.
2. These are his kittens. ... are her kittens.
3. This is our garden . ... is your garden.
- 4.... are apples. Those are bananas.

## LESSON 3 A NEW YEAR

**1 Listen and read.**

**O [əu]**

snow [snəu], note [nəut], noble [nəubl], go [gəu]

**O + ld [əu]**

old [əuld], cold [kəuld], hold [həuld], sold [səuld], told [təuld].

note, cold, go, snow, old, noble, sold, hold, told, bold, post.

**2 Match the pictures and the words.**



1. Snow Maiden
2. A New Year Tree
3. Father Frost
4. Santa Claus
5. Snowman

### 3 Read and answer the questions.

The days are cold in winter. Children don't go to school. They have winter holidays .

They celebrate A New Year on their winter holidays. Everybody decorates a New Year Tree. Father Frost and Snow Maiden come to every family and give presents. Children usually want Father Frost to give them a lot of presents. They always write a New Year holiday list. Father Frost brings the things which their parents can't bring them. During their winter holidays children go and watch wonderful fairy tales. Children see witches, wolves, foxes and the kindest our Father Frost with his Snow Maiden. For that reason children like winter holidays.

1. Are days cold in winter?
2. Who gives presents to children?
3. Who decorates A New Year Tree?
4. Do children like winter holidays?

**New words:**  
cold, decorate,  
holiday, winter,  
present, want,  
come, thing, watch,  
witch, wolf, fox,  
fairy tales,  
wonderful, like

### 4 Write True or False.

1. Children go to school in winter.
2. The days are hot in winter.
3. Children like winter holidays.
4. Witches gives presents to children.
5. Everybody likes to get presents.

### Homework

#### Read and learn the rhyme.

What is Christmas for  
Christmas is a time for gifts -



For giving and for getting.  
Christmas is a time for peace -  
Forgiving and forgetting.

*(Philip Waddell)*

## Revision

### 1 Listen and repeat.

a [ei]	plate	name	face	fable
o [əu]	nose	rose	stone	bone
u [ju:]	pupil	student	mute	cube
e [i:]	he	she	me	tree
i/y [ai]	nice	title	type	typist

### 2 Write.

Pen, rice, man, mug, cat, hen, rose, nut, meet, puppy, kitten, table, he, dog, zippy, ten, rat, stone, not, in, hot, it, ice, nice, jug, student, tame, cube, pupil, race, me, rug, nose, tent.

I. a o u e i, y  
e.g. man dog nut hen in

II. a o u e i, y  
e.g. table rose student me ice

### 3 Read the text and answer the questions.

What is this? It is an apple. Is it a red apple? No, it isn't. It is a green apple. This is a banana. The banana is yellow. The banana and the apple are on the plate. Where is the desk? The desk is at the window. This is a book. This book is thin. That is a book too. That book is thick. This is a dog. Is it big? No, it isn't. Where is the dog? The dog is in his kennel.

1. What colour is the banana?
2. Where are the banana and the apple?
3. Where is the desk?
4. Where is the dog?

#### 4 Continue the series of words:

- 1 I, you ...
- 2 desk, pencil ...
- 3 four, seven ...

pen, five, book, they,  
he, notebook, chalk,  
we, ten, blackboard,  
she, two, six.

#### 5 Match the words and the jugs.



- 1 red 2 green 3 black 4 yellow 5 blue 6 white 7 brown

### QUARTER III UNIT 1

#### LESSON 1 IT IS BIG

##### 1 Play «Simon Says».

Stand up, please. Show me your books, please. Sit down!

##### 2a Listen and read.

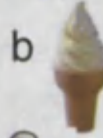

1. a) It is big.  
b) It is small.



2. a) It is new.  
b) It is old.



3. a) It is hot.  
b) It is cold.



4. a) It is fast.  
b) It is slow.



5. a) He is short.  
b) He is tall.



6. a) She is old.  
b) She is young.



## 2b Copy activity 2a.

### 3 Match the adjectives with their antonyms.

big	young
new	short
hot	small
fast	old
tall	slow
old	cold

### 4 Play 10 questions (What's in the box?).

- |                  |                  |
|------------------|------------------|
| - Is it big?     | - Is it long?    |
| - No, it is not. | - No, it is not. |
| - Is it small?   | - Is it round?   |
| - Yes, it is.    | - Yes, it is.    |

Is it a ball?

- Yes, it is.

## Homework

### Insert the missing words.

big, round, white, small, new, short.

1. I have a dog. It is ... . Its tale is ... .
2. Sardor has a ball. It is ... .
3. Mubina has a kitten. It is ... .
4. We have a book. It is ... .

## LESSON 2, 3 MY FAMILY. (I HAVE GOT A ... .)

### 1 Listen and repeat.

**a+r [a:]** - far, farther, car, card, star, start, mark, market.

**o+r/o+re [ɔ:]** - or, for, form, inform, nor, north, short, more, before

Art-part, arm-arc, dark-large, far-for, part-port, car-core,

mark-more, star-sort, market- norm, hard-horn

### Grammar box

I /you/we/they - have got a... .

He/she/it - has got a... .

### 2 Listen and repeat.

Help your mother

Help your mother lay the table,

Put a knife, a fork and a spoon.

Help your mother lay the table

Every afternoon.

Help your mother clean the table.

Take the knife, fork and a spoon.

Help your mother clean the table,

Morning, night and noon.





### 3a Write each word in one line.

Mother, father, sister, brother, twins, granny, grandpa

### 3b Listen and repeat.

A grandmother, a grandfather, a father, a mother, a sister, a brother, twins.

### 4 Chain Drill.

I have got a sister. And you? I have got a brother. And you? ...

### 5 Read the text. Write the people's names in the correct place.

This is my family. My name is Dilbar. I am 8. I am in form 2. I have got a grandmother, a grandfather, a mother, a father and a brother. My grandfather's name is Bahrom. He is old. My grandmother's name is Fotima. She is nice. My father is a doctor. He is tall. His name is Nodir. My mother is a teacher. She is not tall. Her name is Madina. My brother is 12. His name is Javohir.



### 6 Work in pairs.

P1: What is your mother's name?

P2: My mother's name is Sevara.

What is your sister's name?

**New words:**  
family, doctor,  
teacher, photo,  
woman

## Homework

### Read the text and answer the questions.

This is my family. We are five. You see my father, mother, sister and brother. My sister is a student. My elder brother is in form 8. I am not in this photo.

1. Who are these man and woman?
2. Are they young?
3. Who is this girl?
4. Is she a student?
5. Who is this boy?
6. What form is he in?



## LESSON 4 HAS HE GOT AN UNCLE?

### 1 Listen and read.

**i+ld - [ai]** ild - mild, child, wild

**i+nd - [ai]** ind - kind, bind, find

**ign - [ai]** sign, design

**igh - [ai]** high, light, night

### Grammar box

Have I/ you/we/they got a ... ?

Has he/she/it got a ... ?

sing - sign - bring - design - designer

mind - mild - might, find - wild - fight

kind - child - light, right - design

### 2 Read the text and find the new words.

I have got a friend. His name is Shohruh. His family is large. He has got grandparents, parents, two brothers, an uncle and an aunt. His grandparents are at home. His parents



are teachers. His aunt and uncle are doctors. His uncle's name is Durbek. He is his father's brother. His aunt's name is Dinara. She is his father's sister.

### 3 Answer the questions.

1. What is his aunt's name?
2. What is his uncle's name?
3. Have you got an uncle? What is his name?
4. Have you got an aunt? What is her name?

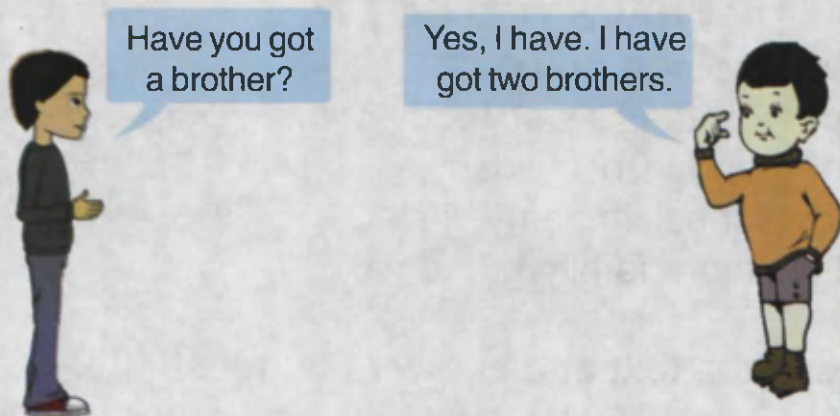
**New words:**  
aunt, uncle,  
large

### 4 Look at the picture and read.

#### 5 Chain Drill.

Have you got a sister? Yes, I have got.

Have you got a brother? ...



#### 6 Make questions.

e.g. I have got a grandmother. Have you got a grandmother?

1 I have got a sister. 2 We have got a garden. 3 They have got a big house. 4 She has got an English book. 5 He has got a horse. 6 You have got a parrot.



## Homework

### 1 Learn the rhyme «My family».

A B C D E F,	This is my family.
G H I J,	I love them very much.
K L M N O,	Mother, father, baby, oh.
P Q R S T,	Brother, sister, you can see.
U V W X Y Z,	All the people in my family.

### 5 Make up questions.

- 1) mother / got / have / you / a / ?
- 2) you / have / got / a / brother / ?
- 3) father / a / have / you / got / ?
- 4) have / sister / you / a / got / ?

## LESSON 5 I HAVEN'T GOT A ... HAVE YOU GOT A ...

### 1 Find the odd one out.

granny, brother, sister, teddy.  
mum, grandpa, book, dad.  
daddy, school, mummy, sister.  
brother, table, family, grandma.

#### Grammar box

I haven't got a ...  
He hasn't got a ...

### 2 Read the text and answer the questions.



I am Sardor. I have got a sister. I have got two friends. Rustam and Aziz. Rustam has got two sisters. He hasn't got a brother. Aziz has got three brothers. He hasn't got a sister. I have got a dog.



I like my dog. Rustam and Aziz like dogs too. But they haven't got dogs.

1. Who hasn't got a sister?
2. Who hasn't got a brother?
3. Who hasn't got a dog?
4. Who likes dogs?

### **6 Make negative form.**

**e.g.** I have got a ball. I haven't got a ball.

1. I have got a grandmother. 2. He has got two brothers.
3. They have got a big garden. 4. You have got a sister.
5. She has got a doll. 6. He has got a new car.

### **4 Insert the missing words. (haven't, hasn't, have, has)**

1. My little brother ... got teeth. He is a baby. 2. I am in form 2. We ... got a big class. 3. This is my dog. It ... got a kennel. 4. It is Aziz's computer. But I ... got a computer. 5. He ... got a bag. It is new. 6. You ... got a red pen. Give me a red pen , please.

### **Homework**

#### **1. Write about your family.**

#### **2. Write question and negative forms.**

1. We have got apples. 2. He has got nuts.

#### **3. Learn the rhyme «Our family».**

Here is my Father,	Father, Mother,
Here is my Mother,	Sister, Brother,
Here is my Sister,	Hand in hand,
Here is my Brother.	Live together!

# LESSON 6, 7 PROFESSIONS

## 1 Listen and repeat.

ar/er/or/ur - [ə] solar, popular, paper, silver, number, doctor, actor, monitor, murmur teacher, waiter, summer, sister, visitor, singer

## 2a Which of these jobs can you see in the pictures:

an actress, a doctor, a teacher, a cook, a businessman, a student, a waiter, a waitress, an actor, a singer.



### Word box


Professions:

a doctor, a teacher, a cook, a waiter, a waitress, a student, a businessman.

## 2b Copy the words.

### 3 Look and answer.

1. This is Nick. What's he?
2. This is Ann. What's she?
3. This is Bob. What's he?
4. This is Dan. What's he?



### 4 Read and write about yourself.

My name is Murod. I live in Karshi. I am Uzbek. I am a pupil. My father is a doctor. My mother is a teacher. I have got two brothers. They are students. I have got a sister. She is a schoolgirl.

### 5 Chain Drill.


My mother is a doctor. What is your mother?

### 6 Look at the photos and answer the question.

What are they?

(What are their jobs?)

e.g. She is a singer.



**7 Write and put articles «a» or «an».**

doctor, teacher, artist, cook,  
businessman, actor, student,  
waiter, waitress, actress, singer.

**Homework**

1. What is your mother?
2. What is your father?
3. What is your brother?
4. What is your sister?

**LESSON 8 I HAVE A BALL. SHE HAS A DOLL**

**1 Listen, repeat and learn.**

Teddy Bear, Teddy Bear turn around,  
Teddy Bear, Teddy Bear touch the ground.  
Teddy Bear, Teddy Bear show your shoes.  
Teddy Bear, Teddy Bear that will do!

**2a Look and match.**



ball, doll, airplane , teddy-bear, a car



## 2b Copy the words and translate them.

- a ball \_\_\_\_\_
- a toy \_\_\_\_\_
- a doll \_\_\_\_\_
- an airplane \_\_\_\_\_
- a teddy-bear \_\_\_\_\_

### Word box

Toys: a ball, a doll, a teddy-bear, an elephant, a car.

## 3 Learn the poem.

One and two, and three, and four  
I am sitting on the floor.  
I am playing with a ball,  
And a pretty little doll.



## 4a Match the pictures and the sentences.



a) Shirina

b) Kate

c) Mahmudbek

1. I like my car. My car is big and black. It is nice.
2. I like teddy-bear . My teddy-bear is brown.
3. I like my doll. My doll's hair is long. She has got a red dress.

## 4b Look at the pictures again and say:

1. Shirina has got a ... .
2. Kate has got a ... .
3. Mahmudbek has got a ... .

## 5 Work in pairs.

I have got a rabbit. My rabbit is grey.

I have got a teddy-bear. My teddy-bear is white.

## Homework

Write and complete:



I like.....

It is.....

## LESSON 9 IS THIS A PEN OR A PENCIL?

### 1 Look at the pictures and answer the questions.

1. Is this a pen or a pencil?
2. Is this a desk or a table?
3. Is the pencil black or green?
4. Is this a book or a copy book?



### 2. Read the text and tell about your toys.



Look at me. I am a young girl. I am not tall. My name is Mumtoza.

I have got a teddy bear. This is my teddy bear. It is white. It is small.

My teddy bear is nice. I have got a sister. She has got a doll. I have got a brother. He has got many toys. He likes cars. Have you got a toy? What is it?

How many toys have you got? Have you got a doll? Have you got a car?

### 3 Answer the questions.

1. Has Mumtoza got a doll or teddy bear?
2. Is a teddy bear yellow or white?
3. Has her sister got a doll or a kitten?
4. Does her brother like a car or a dog?
5. Has her brother got a car or an air plane?
6. How many toys have they got?

### 4 Write alternative questions.

1. The girl has got a teddy bear/ a doll.
2. Her teddy bear is white/brown.
3. The boy has got a car/an air plane.
4. His car is grey/black.
5. You have got an elephant/a robot.
6. He has got a puppy/kitten.

**Grammar box**  
Is it a red pen or a black pen? It is a black pen.

### Homework.

Write about your toys.

### Revision

#### 1 Put am, is, are.

I ... a pupil. I ... in form 2. I ... eight years old. My friend ... Tom. He ... in form 2 too. We ... friends. Books ... our friends. Our school ... big. My family ... big.

#### 2 Put have / has.

I ... got a bicycle. My friend ... got a dog. We ... lessons every day. We ... English on Monday, Wednesday and



Friday. I ... got a lot of homework every day. Our school ... got a big library. The library ... got a lot of books.

### 3 Write in the correct form.

1. (He/ it) is a book.
2. (We/ I) are glad.
3. (He/She) is a schoolboy.
4. (He/ You) are at home.
5. (I/ It) am in the class.
6. (I/She) is a nice girl.

### 4 Write alternative questions.

e. g. He has got a red pen/ a green pen. Has he got a red pen or a green pen?

1. I have got a sister / a brother.
2. She is eight /nine years old.
3. It is a book / a copy book.
4. The pencil is brown / yellow.
5. He has got a plane / a car.
6. The door is white / blue.

## UNIT II

### LESSON 1 OUR SCHOOL

#### 1 Listen and read.

**G + e, i, y - [dʒ]**

gem [dʒem], gill [dʒɪl], gym [dʒɪm], gyve [dʒaɪv],  
gin, gist, gen, gent.

**G+ a, o, u - [g]**

gag [gʌg], game [geɪm], good [gʊd], gun [gʌn]  
golf, got, gulf, gulp, gum.



gate, golf, big, good, gap, gull, gold, bag, gun; gym, gist, gem, age, gyp, agent.

## 1 Listen, repeat and learn.

«Where is my desk?»

Where's my desk? Where's my desk?

Here it is! Here it is!

I can touch the desk, I can touch the desk,

With my hand, with my hand.

Where is my chair? Where is my chair?

Over there! Over there!

Near my desk! Near my desk!

Sitting on my chair.

I can see the outside.

## 2 Match the words with the photos.

a



b



c



d



- a) a gym. b) a school. c) a library. d) a canteen

### **3 Read the text and choose the title.**

- a) Our school b) Our classroom c) Our lesson

I am ten years old. I am a girl. I am at school. I am a schoolgirl. My brother is at school too. He is seven years old. He is a schoolboy. We are schoolchildren. I am in form 3. He is in form 1. Our house is not far from the school. Our school is new. It is big and nice. Our school is a four storied building. There are many classrooms, a library, a canteen and a gym in our school.

### **4 Work with a partner and answer the questions.**

1. How old are you?
2. Are you a schoolboy or a schoolgirl?
3. Are you at school?
4. Which form are you in?
5. Where is your school?
6. Is your school near your house?
7. Is your school new or old?

### **Homework**

#### **Insert «is» and «are».**

This ... our school. It ... not big. It has three windows and a door. The blackboard ... on the wall. There ... four pictures in our classroom. The desks ... white. The table and the chair ... brown. The floor ... brown too. There ... many flowers in it. Our classroom ... nice.

## LESSON 2 THIS IS OUR CLASSROOM.

### 1 Read the text and answer the questions.

This is our classroom. There is a table and a chair in our classroom. There are desks. There is a blackboard on the wall. There is some chalk at the blackboard. There is a time-table on the wall too. There are some flowers at the window. There is one door and three windows in our classroom.

**New words:**  
time-table, flower,  
easy, classroom



1. Is there any chalk at the blackboard?
2. Are there any flowers in the classroom?
3. Are there two or three windows in the classroom?
4. What is there in your classroom?

### 2 Describe the picture.

e.g. A clock is on the wall.





### 3 Tick the correct sentences.

1. Our school is new.  
Our school is old.
2. Are you schoolchildren?  
Are you a teacher?
3. We are happy.  
We are sad.
4. English is easy.  
Uzbek is easy.
5. The school year is long.  
The school year is short.

### Homework

Describe your classroom.

## LESSON 3, 4 I GO TO SCHOOL EVERY DAY

### 1 Read and answer the questions.



My name is Aziz. I am a pupil. I go to school. My parents work. My mother is a doctor. She helps people. She works in a hospital. My father is a businessman. He works in an office. I have got a brother. He

isn't a pupil. He goes to the kindergarten.

1. Is Aziz's mother a doctor?
2. Does she help people ?
3. Does his father work?
4. Does his brother work?
5. Is his brother a pupil?
6. Do I work?

#### New words:

mark, get, newspaper, speak, work, read, play, hospital, office, football



## 2 Write negative forms.

e.g. He goes to school. He doesn't go to school.

1. We go to school every day.
2. We get good marks at school.
3. He watches TV in the evenings.
4. She does shopping every week.
5. My grandfather likes reading newspapers.
6. My brother likes playing football.

## 3 Write question forms.

e.g. He goes to school. Does he go to school?

- |                             |                           |
|-----------------------------|---------------------------|
| 1. She works in a hospital. | 2. He works in an office. |
| 3. They work in a school.   | 5. We speak Uzbek.        |
| 4. We like our school.      | 6. I speak English.       |

## 4 Complete.

a) with **to, in**.

1. I go ... school in Samarkand.
2. He works ... an office in Tashkent.
3. We live ... a big house in Fergana.
4. They go ... school in Navoi.

b) with **live, work**.

1. We ... in a big house in Jizzakh.
2. They ... in a hospital.
3. You ... to school every day.
4. I ... with my parents.

## Homework.

### 1 Answer the question.

Where do your parents work?

### Grammar box

I/you/we/they sleep.

He/she/it sleeps.

**In** She works **in** a hospital.

He works **in** an office.

**To** I go **to** school. He goes **to** work.

## LESSON 5, 6

### WHAT'S YOUR TELEPHONE NUMBER?

#### 1 Chain Drill.

What's your father's job? What's your brother's job?


#### 2a Listen and read the dialogue.

- Hello Saida! How are you?
- Hi Aziza! Im fine. And you?
- I am O.K. What's your phone number, please.
- It's 3472201. And what about yours?
- My phone number is 3214701.
- Bye-bye.
- See you soon.

#### 2b Make your own dialogue.

#### 3 Read the text and answer the questions.

Ravshan Sobirov is a doctor. He is young. He is not old. He is a tall and strong man. He has got black hair and black eyes. His telephone number is 5574839.



He is at work now. His wife Dilbar Sobirova is a teacher. She is young too. She has got fair hair and brown eyes. Her hair is short. Her phone number is 2475948.

They have got three children: Hasan, Husan and Guzal. Hasan and Husan are twins. They are 10. Guzal is a little girl. She is 8. They are at school now. Their address is Samarkand, Navoi street, house 4.

1. What is Ravshan Sobirov's telephone number?

2. What is Dilbar Sobirova's telephone number?

3. What is their address?

**4 Write the answers to these questions.**

The family

1. Where are they from?

Samarkand, Uzbekistan

2. How many people are there in the family?

...

Anvar

3. What is his job?

4. How old is he?

5. What is his phone number?

Dilbar

6. What is her job?

7. How old is she?

8. What is she like?

Children

9. Are Hasan and Husan twins?

10. How old are they?

11. How old is Guzal?

12. Where are they now?

**New words:**

**fair, hair, wife, husband, job**

**5 Write the correct word.**

1. His telephone number is / are 7486023.

2. She is / are at home.

3. He is / am at school.

4. We is / are in the street.

5. They is /are twins.

6. I am / are at the lesson.

**Lexical box**

What is his job?

He is a doctor.

What is he like?

He is strong and tall.

What's his phone number?

His phone number is ... .



## 6 Read and complete.

Dilbar

Surname: Sobirova

Name: Dilbar

Country: Uzbekistan, Navoi

Address: Yoshlik street, 5.

Phone number: 7184361

Hobby: watching videos

Job: student

Age: 10

You

Surname:

First name:

Country:

Address:

Phone number:

Hobby:

Job:

Age:

## Homework

### 1 Match the questions and the answers.

2. What's your name?

a) I'm fine, thanks.

3. What's your phone number?

b) I'm Anvar.

4. How are you?

c) I'm a student.

5. What's your job?

d) It is 7867008.

## Revision

### 1 Read the text and answer the questions.

Sarvar is my friend. He is an Uzbek boy. He is in form two. He is eight. His father is a teacher. His mother is at home. He has got many toys. He is my friend.

1. How old is Sarvar?

2. Is Sarvar an Uzbek boy?

3. Has he got toys?

4. What is his father?

### 2 Tick the correct sentences.

1. Lessons are interesting.

Computer games are interesting.



2. We learn English at school.  
We learn German at school.
3. We live in Uzbekistan.  
We live in America.
4. The school year begins in May.  
The school year begins in September.
5. We are at the lesson now.  
We are in the street now.

**3 Write negative and question forms.**


1. We speak English at the English lessons.
2. They have six lessons every day.
3. He goes to school five days a week.
4. She goes to school by bus.
5. I have got many books at home.

**QUARTER IV  
UNIT I**

**LESSON 1 SEASONS**

**1 Match the words and the pictures.**

1. winter
2. autumn
3. summer
4. spring



## 2 Listen and read. Find new words.

There are four seasons in a year: winter, spring, summer and autumn. There are 12 months in a year. March, April and May are spring months. June, July and August are summer months. September, October and November are autumn months. December, January and February are winter months. There are four weeks in a month. There are seven days in a week. They are: Monday, Tuesday, Wednesday, Thursday, Friday, Saturday and Sunday.

## 3 Complete.

1. Winter months are:
2. Spring months are:
3. Summer months are:
4. Autumn months are:

**New words:**  
**season, month, week,**  
**begin, day, snow, rain,**  
**beautiful**

## 4 Answer the questions.

1. When does spring come to Uzbekistan?
2. When does winter begin in Uzbekistan?
3. Do you like autumn in Uzbekistan? Why?
4. Which season is hot in Uzbekistan?
5. When does it snow in Uzbekistan?
6. When does it rain in Uzbekistan?

## 5 Learn the poem.

30 days has September,  
April, June and November.  
All the others has 31.  
But February is a month,

With 28 and one day more,  
It always has one year in four.

## Homework

### Read and answer the questions.

Autumn is a rainy month. Children go to school in autumn. It is cold in winter. It snows in winter. Spring is a very beautiful season. We can see a lot of flowers in spring. Summer is hot. Schoolchildren have summer holidays.

1. Is winter a cold season?
2. Is summer a hot season?
3. Which season is a beautiful season?

## LESSON 2 THE WEATHER IN UZBEKISTAN

### 1 Read the text and choose the title.

- a) Cold days.    b) Warm days.    c) The weather.

The weather in Uzbekistan is different in four seasons. Winter in Uzbekistan is cold. It snows in December, January and February. Winter months are sometimes very cold. Spring comes after winter. It is warm in spring. It often rains in spring. March, April and the beginning of May are rainy months.



June, July and August are summer months. It is hot in summer. In general it doesn't rain in summer. September, October



and November are autumn months. They are warm months. But the end of November is not warm. It is cool. It often rains in autumn. The wind blows. The wind brings cold days in autumn.

## 2 Complete the sentences with June, September, December, March.

1. Winter begins in ... .
2. Spring begins in ... .
3. Summer begins in ... .
4. Autumn begins in ... .

**New words:**  
weather, warm, bring, blow,  
often, sometimes, end

## 3 Write True or False.

1. Winter months are hot.
2. The sun shines in summer.
3. It often rains in spring.
4. It doesn't snow in winter.
5. The cold wind blows in summer.

## 4 Match the words.

- |          |            |
|----------|------------|
| 1 hot    | a) winter. |
| 2 cold   | b) autumn. |
| 3 green  | c) snow.   |
| 4 white  | d) spring. |
| 5 yellow | e) summer. |

## Homework

### Answer the questions.

1. When is it cold?
2. When is it hot?
3. When is it warm?
4. When are days long?



5. When are nights short?

### **LESSON 3 WHEN IS YOUR BIRTHDAY?**

#### **1 Read and answer the questions.**

My birthday is on the 1st of the January. I like my birthday. Because my father and my mother give me presents. My grandfather and grandmother give me presents too. My friends always come and give me presents. Presents can be: books, pens, pencils, drawings, toys. We eat a birthday cake. We drink juice, eat bananas, apples. We can play snowballs. We can make a snowman. We sing songs, dance, recite poems, play games.



When is my birthday?

1. Is it in spring?
2. Is it in summer?
3. Is it in autumn?
4. Is it in winter?

#### **2 Say in which season are Anvar 's, Lola's and Kamila's birthday.**

1. I am Lola. It is very cold on my birthday. A New Year begins on my birthday. Everybody is happy on my birthday,

because there is no school on my birthday. My birthday is in January 1.

2. I am Anvar. It's very nice on my birthday. The sky is blue on my birthday. The trees are in blossom on my birthday. Navruz comes on my birthday. My birthday is in March.

3. I am Kamila. It is very hot, very hot on my birthday. The sea, the mountains call us. The days are long and the nights are short. Schoolchildren enjoy every day. Because no lessons, no homework on my birthday. My birthday is in June.

1. Lola's birthday is in ... .
2. Anvar's birthday is in ... .
3. Kamila's birthday is in ... .

### **3 Answer the questions.**

1. Is it hot on Lola's birthday?
2. Whose birthday is in «Navruz».
3. Which month is Kamila's birthday?

### **Homework**

1. When is your birthday?
2. When is your brother's birthday?
3. When is your sister's birthday?

## **LESSON 4 DAYS OF A WEEK**

### **1 Listen and repeat.**

Monday for health,  
Tuesday for wealth.

**New words:**  
cake, juice,  
birthday, enjoy,  
mountain,  
night, sing  
songs, recite  
poems, dance

Wednesday for fun.  
Thursday for crosses,  
Friday for losses,  
Saturday not luck at all.  
Sunday the best day of all.

**Word box**  
**Monday, Tuesday,**  
**Wednesday,**  
**Thursday, Friday,**  
**Saturday, Sunday.**

## 2 Listen and read.

Monday

Tuesday

Wednesday

Thursday

Friday

Saturday

Sunday

## 3 Put the words in order.

Tuesday, Thursday, Sunday, Monday, Sunday,  
Wednesday, Friday.

## 4 Listen and read.

What day of the week is it today? It is Tuesday today.  
What day of the week is it tomorrow? It is Wednesday  
tomorrow.

Monday, Tuesday, Wednesday, Thursday and Friday are  
week days. Saturday and Sunday are week-end. The week  
begins with Monday. And it ends with the week end.

## 5 Look and answer the questions.

e. g. My's birthday is in January.

When is my birthday?

My birthday is in January 7.

1. My grandfather's birthday is in July.

When is his birthday?



2. My grandmother's birthday is in December.  
When is her birthday?
3. My father's birthday is in April.  
When is his birthday?
4. My mother's birthday is in October.  
When is her birthday?
5. My brother's birthday is in February.  
When is his birthday?
6. My sister's birthday is in June.  
When is her birthday?
7. My uncle's birthday is in August.  
When is his birthday?

**January**

Mo	Tu	We	Th	Fr	Sa	Su
1	2	3	4	5	6	7
8	9	10	11	12	13	14
15	16	17	18	19	20	21
22	23	24	25	26	27	28
29	30	31				

**February**

Mo	Tu	We	Th	Fr	Sa	Su
				1	2	3
4	5	6	7	8	9	10
11	12	13	14	15	16	17
18	19	20	21	22	23	24
25	26	27	28			

**March**

Mo	Tu	We	Th	Fr	Sa	Su
				1	2	3
4	5	6	7	8	9	10
11	12	13	14	15	16	17
18	19	20	21	22	23	24
25	26	27	28	29	30	31

**April**

Mo	Tu	We	Th	Fr	Sa	Su
						1
2	3	4	5	6	7	8
9	10	11	12	13	14	15
16	17	18	19	20	21	22
23	24	25	26	27	28	29
30						

**May**

Mo	Tu	We	Th	Fr	Sa	Su
						1
2	3	4	5	6	7	8
9	10	11	12	13	14	15
16	17	18	19	20	21	22
23	24	25	26	27	28	29
30	31					

**June**

Mo	Tu	We	Th	Fr	Sa	Su
						1
2	3	4	5	6	7	8
9	10	11	12	13	14	15
16	17	18	19	20	21	22
23	24	25	26	27	28	29
30						

**July**

Mo	Tu	We	Th	Fr	Sa	Su
						1
2	3	4	5	6	7	8
9	10	11	12	13	14	15
16	17	18	19	20	21	22
23	24	25	26	27	28	29
30	31					

**August**

Mo	Tu	We	Th	Fr	Sa	Su
						1
2	3	4	5	6	7	8
9	10	11	12	13	14	15
16	17	18	19	20	21	22
23	24	25	26	27	28	29
30	31					

**September**

Mo	Tu	We	Th	Fr	Sa	Su
						1
2	3	4	5	6	7	8
9	10	11	12	13	14	15
16	17	18	19	20	21	22
23	24	25	26	27	28	29
30						

**October**

Mo	Tu	We	Th	Fr	Sa	Su
1	2	3	4	5	6	7
8	9	10	11	12	13	14
15	16	17	18	19	20	21
22	23	24	25	26	27	28
29	30	31				

**November**

Mo	Tu	We	Th	Fr	Sa	Su
						1
2	3	4	5	6	7	8
9	10	11	12	13	14	15
16	17	18	19	20	21	22
23	24	25	26	27	28	29
30						

**December**

Mo	Tu	We	Th	Fr	Sa	Su
						1
2	3	4	5	6	7	8
9	10	11	12	13	14	15
16	17	18	19	20	21	22
23	24	25	26	27	28	29
30	31					



## 6 Answer the questions.

1. What day of the week is it today?
2. When is your birthday?
3. When is your mother's birthday
4. When is the Independence Day in Uzbekistan?
5. When is A New Year holiday in Uzbekistan?

## Homework

Which days have you English lessons?

## LESSON 5 WE ARE AT HOME ON SUNDAYS

### 1 Write the days of a week.

M \_\_\_\_\_ Th \_\_\_\_\_ S \_\_\_\_\_  
T \_\_\_\_\_ F \_\_\_\_\_  
W \_\_\_\_\_ S \_\_\_\_\_

### 2 Read the text and choose the title.

- a) We are at home.
- b) Hurshid and I.
- c) We are at school.

Hurshid and I are brothers. We go to school every day. But our interests are different. I like

football. On Mondays and Wednesdays I go to the football club. Hurshid goes in for swimming on Mondays and Thursdays. I go to the English club on Thursdays and Saturdays. Hurshid goes in for tennis on Wednesdays and Saturdays. We both like working on the computer. We go to the computer club on Tuesdays and Fridays. We are at home only on Sundays.

### Grammar box

Do - I/you/we/they sleep?  
I/you/we/they - don't sleep.

Does - he/she/is sleep?  
He/she/it - doesn't sleep.

### 3 Copy and complete the table.

	Monday	Tuesday	Wednesday	Thursday	Friday	Saturday	Sunday
Swimming	Hurshid			Hurshid			
Football							
Comp.club							
Tennis							
Eng.club							
school							
At home							

### 4 Write the correct form.

1. We go/goes to school every day.
2. He speak / speaks English.
3. They go / goes to the cinema on Sundays.
4. She help / helps her mother at home.
5. You answer/answers the questions.
6. I do / does my homework in the evenings.

### Homework

#### Listen and learn the rhyme.

Monday's child is nice and slow,  
Tuesday's child is go, go, go.  
Wednesday's child is very funny,  
Thursday's child is happy and sunny.  
Friday's child is like a king.  
Saturday's child can dance and sing.  
Sunday's child can stand on her head.  
And count the ghosts under her bed!

**New words:**  
inrerests  
different, club,  
swimming,  
cinema, answer

## **Revision**

### **1 Put the right word.**

1. This is (I/my) book. 2. Take (you/your) pen! 3. Give him (she/her) pencil! 4. Take (we/our) doll! 5. Give (I/my) doll to (she/her)! 6. This is (we/our) mother. 7. (we/our) mother is here. 8. Go to (you/your) desk!

### **2 Answer the questions.**

1. Is it cold or hot in summer?
2. Does it often rain in summer?
3. Does it often snow in winter?
4. Which month is beautiful in Uzbekistan?
5. Is summer sunny or rainy season in Uzbekistan?
6. Which months are spring months?

### **3 Write negative and interrogative forms.**

1. We go to school six days a week.
2. We have a rest on Sundays.
3. She goes in for tennis after school.
4. He goes to the football club on Sundays.

## **UNIT II**

### **LESSON 1 DOMESTIC ANIMALS**

#### **1 Listen, repeat and learn.**

#### **Mittens for kittens!**

We are going to town,


To get some mittens.

What! Mittens for kittens!

Do kittens wear mittens?

Who ever saw little kittens with mittens?

## 2a Look, match and copy.



1. a cow 2. a donkey 3. a goat 4. a hen 5. a rooster  
6. a sheep 7. a horse.

## 2b Chain Drill.

I have got a hen. And you? I have got a sheep. And you?

## 3 Write the words in plural.

a cat -

a dog -

a donkey -

a horse -

a goat -

a hen -

a chick -

a rooster -

a parrot -

a cow -

### Word box

Domestic animals:


A cow, a dog, a goat,  
a sheep, a horse, a hen,  
a donkey, a rooster.

## 4 Match the texts and the pictures.

1. I have got a kitten. It is white.

It is very little. Its name is ... .

It is very nice.



It is  
Kesha.



2. I have got a parrot. Its name is ...  
It is red, blue, green and white.  
It can speak. When my friends come,  
it says: «Good morning.»



It is Graff.

3. I have got a dog. It is big and brown.  
Its name is ... . It is strong.  
It is very clever.



It is Mosh.

## Homework

Learn the days of a week and domestic animals.

## LESSON 2 WILD ANIMALS

### 1 Play «Five Little Elephants».

Five Little Elephants,  
Standing in a row.  
Five little trunks,  
Waving Hello!  
Oh! Says an elephant,  
It is time to go.  
Four little Elephants

Standing in a row.  
Four little trunks,  
Waving Hello!  
Oh! Says an elephant,  
It's time to go.  
Three little Elephants  
Standing in a row....

### 1 Match the words and animals.

a



b



ñ



d



e



f



g



h



1. a lion 2. a monkey 3. a bear 4. a fox 5. a tiger 6. an elephant 7. a crocodile. 8. a snake.

## 2 Write the words in plural.

a lion - lions

a bear -

a monkey -

a tiger -

a snake -

a crocodile -

an elephant -

### Word box

Wild animals:

A lion, a monkey, a tiger, a fox, bear, an elephant, a snake, a crocodile.

### 3 Read the text and answer the questions.

I like going to the Zoo. We see many animals in the Zoo. They are: lions, bears, snakes, foxes, monkeys, elephants, crocodiles and fish.

Monkeys are very funny. They jump and eat everything. Lions are big and dangerous. They like meat. Bears walk slowly and like honey. Crocodiles live in the water. They are green. They like swimming. It is very interesting to see all animals in the Zoo.

**New words:**  
funny, jump, live,  
water, dangerous,  
fish, honey, meat



1. What animals can we see in the Zoo?
2. Which animals are dangerous?

### 4 Write the names of the domestic and wild animals.

Domestic animals: goat ...

Wild animals: tiger ...

### Homework.

#### 1. Learn the names of wild animals.

#### 2. Write True or False.

1. Green frogs live in the lake.
2. Tigers are weak animals.
3. The fox's tail is short.
4. Cows give eggs.
5. Hens give milk.
6. Bears are domestic animals.



## LESSON 3 WHAT PET HAVE YOU GOT?

### 1 Look and read.



parrot



kitten



squirrel



puppy

### 2. Read the text and answer the questions.

1 Peter has got a pet. It's name is Rex. His pet is white.

It is six months old. It likes meat and bones. It can run.

What pet has he got?

**New words:**  
milk, climb, run, corn,  
fly, grass, eat, ear, tail,  
bark, cheese, guard,  
stranger

2 Ann has got a pet. It's name is Snowy. Her pet is white.

It is one year old. It likes milk. It can climb. What pet has she got?

3 Nick has got a pet. Its name is Kesha. His pet is red. It is two years old. It likes corn. It can fly. What pet has he got?

4 Kate has got a pet. Its name is Polly. It is white, brown and black. It is three years old. It likes nuts. It can jump. What pet has she got?

### 3 Chain Drill.

I have got a cat. And you? I have got a fish. ...

### 4 Listen, repeat and learn.

Hop, hop, hop like a bunny,

Run, run, run like a dog.



Swim, swim, swim like a turtle,  
Jump, jump, jump like a frog.  
Tromp, tromp, tromp like an elephant,  
Fly, fly, fly like a bird.  
Now sit right down and fold your hands,  
Don't say a single word.

### **5 Answer the questions.**

- Have you got a pet?
- What pet have you got?
- What is its name?
- How old is it?
- What colour is it?
- What does it like to eat?

### **6 Guess what animal I am.**

1. I am big. I am grey. I have got two big ears and a small tail. My nose is long. I like eating grass. Who am I?
2. I am small. I am grey too. I have got two small ears and a long tail. I like eating cheese. Who am I?
3. I am big too. I have got four legs and a long tail. I give milk. Who am I?
4. I am a devoted friend to a man. I help people to guard the house. I bark at strangers. Who am I?

### **Homework**

Write about your pet.

## LESSON 4 THE ANIMALS ARE DOING (EATING, RUNNING, JUMPING...).

1 Match the pictures and the sentences.



a



b



c



d

1. The sheep is eating grass. 2. The cat is drinking milk.  
3. The monkey is jumping. 4. The dog is running.

2 Read the text and choose the title.



- a) Domestic animals.
- b) On the farm.
- c) I like animals.

I am Aziz. My father is a farmer. I sometimes come to the farm and help my father. I am on the farm now. I see a lot of domestic animals here. They are: sheep, cows, horses, goats and a big black dog, and a white cat. The sheep and cows are eating grass. The horses are running. The goats are drinking water. The black dog is barking. The cat is drinking milk. I like animals and the farm.

### 3 Answer the questions.

- 1. Whose father is a farmer?
- 2. What are the animals doing?
- 3. What colour is the dog?
- 4. What colour is the cat?
- 5. Who likes animals?

#### Grammar box

I am sleeping.  
He/she/it/is sleeping.  
We/you/they are sleeping.

### 4 Write True or False.

- 1. The sheep and the cows are eating grass.
- 2. The goats are drinking milk.
- 3. The cat is drinking water.
- 4. The dog is barking.
- 5. I am helping my father.

**New words:**  
farm, farmer, dig

### Homework

#### Answer the questions.


- 1. What is your mother doing now?
- 2. What is your brother doing now?



## LESSON 5 WHAT ARE YOU DOING?

I AM DOING... . I AM NOT DOING... .

1 Match the pictures and the sentences.



1. My mother is speaking on the phone.
2. Our cat is drinking milk.
3. My grandfather is reading a newspaper.
4. My father is feeding the dog.
5. My elder brother is digging.
6. My brothers are playing on the sand.

2 Look at the picture again and answer the questions.

1. Is my mother watering the flowers?
2. Is my dog drinking milk?
3. Is my father feeding the dog?
4. Is my boy digging?
5. Are the children playing on the sand?
6. Is my grandmother reading a newspaper?



### 3 Make negative sentences.

1. My grandparents are watching TV.
2. The boy is doing his homework.
3. The girl is reading a book.
4. The boy is opening the door.

### 4 Make interrogative sentences.

1. Your teacher is writing on the blackboard.
2. You are speaking to your friend.
3. The pupils are sitting in the classroom.
4. They are reading.

### Homework

#### Make up sentences.

1. going /we / to /are / school.
2. watching / he / TV / is.
3. reading / a book / she /is ?
4. dog /is /the / running?
5. speaking / not /English /we /are.
6. not /they /writing /are /.

#### Grammar box

Are you sleeping?

Yes, I am. / No, I am not.

## LESSON 6 DO THEY LIVE WITH A MAN?

### 1 Continue the series of words:

1. dog, rooster,
2. snake, lion,
3. four, seven,
4. hand, leg,

five, eye, tiger, hen,  
goat, fox, ten, elephant,  
sheep, horse, nine,  
head, nose

## 2 Read and guess.

a



b



c



d



1. This animal lives in the forest. It likes to eat carrots. It's afraid of a fox and a wolf. This animal runs fast. What is it?

2. This animal is very big. It is grey and sometimes it is white. It has a long nose. It lives in India and Africa. It likes to eat leaves and grass. What is it?

3. This animal lives at home or in the street. It is a man's friend. It is clever and friendly. It likes bones. What is it?

4. This animal lives at home. It likes milk. It is very nice. What is it?

## 3 Answer the questions.

1. Do rabbits like carrots?
2. Do elephants eat meat?
3. Do dogs like bones?
4. Do cats like grass?

## 4 Make interrogative and negative forms.

1. Rabbits run fast.
2. Elephants live in Africa.
3. Cats like mice.
4. Dogs like bones.

## Homework

1. What pet do you like?
2. What pet does your friend like?

## Homework

### Read and write.

What's this? Is it a lion? No, it isn't a lion. It is a tiger.  
What is this? Is it a horse?

No, it isn't a horse. It is a zebra. Is this a monkey? Yes, it is.  
Is this a donkey? No, it isn't.

### 2. Copy and insert the missing letters.

li...n, monk...y, t...ger, b...ar, sn...ke, hor...e, h...n,  
d...nkey, co..., she...p.

## Revision

### 1 Match the seasons and the rhymes.



a



b



c



d

1. This is the season,  
When days are long.  
And the sun is high and strong.



2. This is the season,  
When birds make their nests.  
This is the season,  
We all like most of all.

3. This is the season,  
When fruit is sweet.  
This is the season,  
When school begins.

4. This is the season,  
When children ski.  
And Grandfather Frost,  
Brings a New Year Tree.

## 2 Name the seasons.

e.g. a - autumn

## 3 Find 13 animals.

o	c	o	c	k	c	a	t
j	a	g	u	a	r	a	T
a	c	s	b	n	e	d	i
c	a	h	e	g	d	o	g
k	m	e	a	a	t	n	e
a	a	e	r	r	e	k	r
l	l	p	c	o	w	e	o
e	l	l	i	o	n	y	w

#### 4 Write in the right column.

a mother, a boy, a hen, a tiger, a horse, an uncle, a goat, an elephant, a brother, a rooster, a sister, a lion, a sheep, a monkey, a father, a donkey, a snake, an aunt, a girl.

e.g. family: a mother,  
domestic animals: a horse,  
wild animals: a tiger,

#### 5 Fill in the blanks with letters:

Su...day, M...nday, We...nesday, T...esday, ...riday,  
Satur...ay.

#### 6 Match the adjectives with the nouns.

e.g. 1–g,

- |             |                    |
|-------------|--------------------|
| 1. zebra    | a) big             |
| 2. elephant | b) small           |
| 3. mouse    | c) strong          |
| 4. horse    | d) weak            |
| 5. jackal   | e) long            |
| 6. snake    | f) green           |
| 7. frog     | g) white and black |

---

## GRAMMAR

### ARTIKL

Artikl otlardan oldin ishlatiladi. Ingliz tilida ikki xil artikl bor. Aniq artikl «**the**» va noaniq artikl «**a**» (**an**).

#### **Indefinite article «a / an»**

«A» noaniq artikli «one» soʻzidan kelib chiqqan. Shuning uchun ingliz tilida har bir sanaladigan ot oldidan otning birlikdaligini koʻrsatish uchun albatta «a (an)» noaniq artikli ishlatiladi. Noaniq artikl «Indefinite article» deb tarjima qilinadi.

Agar soʻz undosh tovush bilan boshlansa «a» artikli ishlatiladi:

**A school, a boy, a class, a desk, a young man, a University** va hokazo.

Agar soʻz unli tovush bilan boshlansa unda «an» artikli ishlatiladi:

**An apple, an animal, an engineer, an hour** va hokazo.

Demak, «a (an)» artikli otning bittaligini bildiradi. Masalan:

This is an umbrella. This is a new umbrella. This is a new, beautiful umbrella.

Biz zontikning yangiligi va chiroyliligi haqida gapirdik. Lekin shu zontik stolning ustida yoki bu mening zontigim deydigan boʻlsak:

The umbrella is on the table. Yoki It is an umbrella. The umbrella is mine, deyishimiz kerak.



## **Definite article «The»**

Demak, «the» artikli «this» soʻzidan kelib chiqqan boʻlib, suhbatdoshlar nima haqida gapirilayotganini aniq bilishadi. Aniq articl inglizchaga «Definite article» deb tarjima qilinadi.

«The» artikli sanaladigan va sanalmaydigan otlarning birlik va koʻplik shaklida, gapirilayotgan narsa aniq boʻlganda otlardan oldin ishlatiladi. Masalan:

This is a pen.

The book is new.

This is apple juice.

The apple juice is fresh.

These are boys.

The boys are nice.

## **Present Simple**

Present Simple doimo takrorlanadigan ish-harakatlar uchun ishlatiladi. Present Simpleda gapirish uchun yoki «to be» dan yoki asosiy feʻldan foydalaniladi. Masalan: I go to school every day. Egadan soʻng «to» yuklamasisiz feʻlning oʻzi ishlatiladi. I/you/we/they go to school every day.

Gapning egasi III shaxs birlikda boʻlsa feʻl oxiriga «s» qoʻshiladi.

He/she/(it) goes to school every day.

Gapning boʻlishli va boʻlishsiz shakllari «do, does» yordamida yasaladi.

They don't go to school every day.

Do they go to school every day?

III shaxs birlik uchun esa «does» dan foydalaniladi.

He doesn't go to school every day.

Does he go to school every day?

## **Present Simple «to be» fe'li**

**«To be» fe'lining Present Simpleda birlik va ko'plik shakllari mavjud.**

I am, he /she / it - is, we /you / they - are

**Odatda «to be» fe'li Present Simpleda quyidagi qisqartmalar bilan ishlatiladi:**

I am = I'm

we are = we're

You are = you're

you are = you're

He is = he's

they are = they're

She is = she's

It is = it's

**«To be» fe'li bor bo'lmoq, shu yerda ma'nolarini anglatadi.**

### **Affirmative**

I am

I am at home.

You are

you are at home.

We are

we are at home.

They are

they are at home.

He is

he is at home.

She is

She is at home.

It is

it is at home.

**«To be» fe'lining inkor shaklini yasash uchun «am/is/are» dan so'ng «not» inkor yuklamasi qo'yiladi.**

### **Negative**

I am not

I am not at home.

You are not

You are not at home.

We are not

We are not at home.

They are not  
She is not  
He is not  
It is not

They are not at home.  
She is not at home.  
He is not at home.  
It is not at home.

«To be» fe'lining so'roq shaklini yasash uchun «am/ is/are» yordamchi fe'li egadan oldinga o'tadi.

### Questions

Am I?	Am I at home?	Yes, I am. / No, I am not.
Are you?	Are you at home?	Yes, you are. / No, you are not.
Are we?	Are we at home?	Yes, we are. / No, we are not.
Are they?	Are they at home?	Yes, they are. / No, they are not.
Is she?	Is she at home?	Yes, she is. / No, she is not.
Is he?	Is he at home?	Yes, he is. / No, he is not.
Is it?	Is it at home?	Yes, it is. / No, it is not.

## GRAMMAR

### HAVE (HAS) GOT

«To have» fe'li Present Simplda ikkita shaklga ega. I/ we / you / they uchun «**have**», he /she / it uchun esa «**has**» shakllariga ega.

«To have» fe'li bor, ega bo'lmoq ma'nolarini bildiradi.

1. I have got an English book.

Menda inglizcha kitob bor.

2. She has got an English book.

Unda inglizcha kitob bor.

### Affirmative

I	}	have got	He	}	has got
You			She		
We			It		
They					

**To have fe'lining inkor shaklini yasash uchun have dan so'ng not inkor yuklamasi qo'yiladi.**

1. I have not (haven't) got an English book.

Menda inglizcha kitob yo'q.

2. She hasn't got an English book.

Unda inglizcha kitob yo'q.

### Negative

I	}	haven't got	he	}	hasn't got
You			she		
We			it		
they					

**To have fe'lining so'roq shaklini yasash uchun «have, has» egadan oldinga o'tadi.**

1. Have you got an English book? Yes, I have. / No, I haven't.

Senda inglizcha kitob bormi? Ha, bor./ Yo'q.

2. Has she got an English book? Yes, she has. / No, she hasn't.

Unda inglizcha kitob bormi? Ha, bor. / Yo'q.



## Questions

Have {  
I  
you  
we got...?  
they

Has {  
he  
she got ...?  
it

## OLMOSH

Ot, ravish va sifat o'rnida ishlatiladigan so'z turkumi «olmosh» deb ataladi. Kishilik olmoshlarida ikkita kelishik bor: bosh kelishik (The Nominative Case) va obyekt (The Objective Case) kelishigi. Bosh kelishik «Kim?» va «Nima?» so'roqlariga javob beradi. Kishilik olmoshlari birlik va ko'plikda ishlatiladi va gapda ega vazifasini bajaradi.

I read a book every day.

Who? What?

Person	singular	plural
1 <sup>st</sup> person	I	we
2 <sup>nd</sup> person	you	you
3 <sup>rd</sup> person	he/she/it	they

Obyekt kelishigidagi olmoshlar «kimni?, nimani?» so'roqlariga javob bo'ladi va gapda to'ldiruvchi vazifasini bajaradi.

I saw **him** in the park yesterday.

Whom?, with whom?, for whom?, what?, with?, what va hokazo savollarga javob bo'ladi.

Masalan:

Ask him, tell him, give him, go with him, take from him va hokazo.

## II. Object pronouns

Person	singular	plural
1 <sup>st</sup> person	me	us
2 <sup>nd</sup> person	you	you
3 <sup>rd</sup> person	him/her/it	them

Egalik olmoshlari «kimning» so'rog'iga javob bo'ladi va gapda sifat vazifasini bajaradi.

I gave him **my** book.

III. Possessive pronouns(egalik olmoshlari)      Whose?

Person	singular	plural
1 <sup>st</sup> person	my	our
2 <sup>nd</sup> person	your	your
3 <sup>rd</sup> person	his/her/its	their

---

---

## DARSLIKDAGI IBORALAR

Match the sentences and the pictures.

Match the words and the pictures.

Listen and repeat.

Listen and sing.

Write each letter in two lines.

Learn the rhyme.

Look and match.

Look and say.

Listen and read.

Listen and answer.

Listen and repeat the dialogue.

Write the missing letters.

Put the numbers in order.

Write True or False.

Find the new letters and copy them.

Complete the words with missing letters.

Read the text and answer the questions.

Write the words in plural form.

Gaplar va rasmlarni solishtiring.

So'zlar va rasmlarni solishtiring.

Tinglang va takrorlang.

Tinglang va kuylang.

Har bir harfni ikki qatordan yozing.

She'rni yod oling.

Qarang va solishtiring.

Qarang va ayting.

Tinglang va o'qing.

Tinglang va javob bering.

Tinglang va dialogni qaytaring.

Tushirib qoldirilgan harflarni yozing.

Raqamlarni tartib bilan qo'ying.

To'g'ri yoki noto'g'ri deb yozing.

Yangi harflarni toping va ko'chirib yozing.

So'zlarni tushirib qoldirilgan harflar bilan to'lg'azing.

Matnni o'qing va savollarga javob bering.

So'zlarning ko'plik shaklini yozing.



Listen and do.	Tinglang va bajaring.
Insert the missing words.	Tushirib qoldirilgan soʻzlarni yozing.
Make question and negative forms.	Gaplarning soʻroq va inkor shakllarini yozing.
Work in pairs.	Juftlikda ishlang.
Read the text and find the new words.	Matnni oʻqing va yangi soʻzlarni toping.
Find the odd one out.	Ortiqcha soʻzni toping.
Read the text and choose the title.	Matnni oʻqing va sarlavha tanlang.
Describe the picture.	Rasmni tasvirlab bering.
Tick the correct sentences.	Toʻgʻri gaplarni belgilang.
Put the words in order.	Soʻzlarni tartib bilan joylashtiring.
Guess what animal I am.	Mening qanday hayvon ekanligimni toping.
Write in the right column.	Toʻgʻri ustunlarga ajratib yozing.

## SINFDA ISHLATILADIGAN IBORA VA GAPLAR

Can I talk to you for a minute?	Siz bilan bir daqiqa gaplashib olsam boʻladimi?
Do you have a minute?	Bir daqiqa gaplasha olasizmi?
I don't get it.	Tushunmadim.
(I'm sorry.) I don't understand.	Kechirasiz, tushunmadim.
What do you mean?	Nimani nazarda tutyapsiz?
Good morning, everybody.	Hammaga salom.
How are you today, Anvar?	Bugun yaxshimisan, Anvar?
Are you feeling better?	Bugun oʻzingni yaxshiroq his qilyapsanmi, Anvar?



Are you ready?  
Open your books page ...  
Turn to page ...  
We are page 23-  
Do exercise 6 on p. 2  
Look at the activity five.  
Read the directions to  
exercise 3.  
Listen to this tape.  
Say after me.  
(Anvar), will you repeat it?  
Once more please.  
Say it again, please.  
Everybody ...  
You have five minutes  
to do it.  
Who's next?  
Like this, not like that.

Are you with me?  
Do you understand?  
What did you say?  
I don't understand.  
Come to the front of the class.  
Make groups of four.  
Move your desks to make  
groups of four people.  
Work together with your  
partner.  
Find a partner.  
Work in pairs/threes/fours/  
fives.

Darsga tayyormisiz?  
Kitobingizning ... betini oching.  
... betni oching.  
Biz 23 - betdamiz.  
2- betdagi 6-mashqni bajaring.  
5-mashqqa qarang.  
3-mashqning qanday bajarilishi  
shini o'qing.  
Magnitofonni tinglang.  
Mendan so'ng qaytaring.  
(Anvar), takrorlaysanmi?  
Yana bir marta, iltimos.  
Yana boshqatdan ayt.  
Hamma ...  
Buni bajarish uchun 5 minut  
vaqtingiz bor.  
Endi kimning navbati?  
Mana bunday qilib bajar,  
bunday emas.  
Meni eshityapsizlarmi?  
Tushudingizmi?  
Nima degan eding?  
Men tushunmadim.  
Oldingi qatorga o't.  
To'rttadan guruh bo'ling.  
To'rttadan guruh bo'lish uchun  
partalaringizni birlashtiring.  
Sherigingiz bilan ishlang.

Sherigingizni toping.  
2/3/4/5 bo'lib ishlang.

Work in groups of two/three/four.	Guruhlarda 2 , 3, 4 tadan bo'lib ishlang.
I want you to form groups.	Guruhlarga bo'linib ishlashingizni xohlayman.
There are too many in this group.	Bu guruh uchun juda ko'psiz.
Can you join the other group?	Boshqa guruhga qo'shiling.
I asked for four people to a group.	4 tadan bo'lib ishlashingizni so'ragan edim.
Everybody works individually.	Hamma alohida ishlasin.
Work by yourselves.	O'zingiz ishlang.
Work independently.	Mustaqil ishlang.
Have you finished?	Tugatdingizmi?
That's very good.	Bu juda yaxshi.
Well done.	Yaxshi bajarilgan.
You did well.	Juda yaxshi bajaribsiz.
Do the next activity.	Keyingi mashqni bajaring.

## POEMS AND RHYMES

### THE ABC

A was an apple pie.  
B bit it  
C cut it,  
D dealt it,  
E eat it,  
F fought for it,  
G got it,  
H had it,  
I inspectes it,  
J jumped for it,  
K kept it,  
L longed for it,

M mourned for it,  
N nodded at it,  
O opened it,  
P peeped in it,  
Q quartered it,  
R ran for it,  
S stole it,  
T took it,  
U upset it,  
V viewed it,  
W wanted it,  
X, Y, Z and end of the ABC!

### A B C D E F G

come on out and play with me.  
H I J  
come and play.  
K L M  
come with them.  
N O P  
near the tree.  
Q R S T U V  
Oh, how happy we will be.  
W X Y Z  
Lot's of fun for you and me.

### My family

A B C D E F  
This is my family.  
G H I J  
I love them every day.  
K L M N O  
Mother, father, baby, oh  
P Q R S T  
Brother, sister, you can see  
U V W X Y Z  
All the people in my family.

## **Pussy-cat**

Pussy-cat, pussy-cat,  
Where have you been?  
I've been to London  
To look at the Queen.  
Pussy-cat, pussy-cat,  
What did you there?  
I frightened a little mouse  
Under her chair.

## **Week days**

Monday's child is nice and slow  
Tuesday's child is go, go, go  
Wednesday's child is very funny  
Thursday's child is happy and sunny  
Friday's child is like a king  
Saturday's child can dance and sing  
Sunday's child can stand on her head  
And count the ghosts under her bed!

## **My House**

Let's go to my house.  
Let's go today.  
I'll show you all the rooms  
Where we work and play.  
Here is the kitchen  
Where Mother cooks for me.  
Here is the living room  
Where I watch TV.



Here is the dining room.  
We eat here every day.  
And this room is my room  
Where I sleep and play.

### Coloures

-Mr. Brown! Mr. Brown!  
What colour is your gown?  
My gown is Brown.

-Mr. Black! Mr. Black!  
What colour is your hat?  
My hat is black

-Mrs. Rose! Mrs. Rose!  
What colour is your rose  
My rose is rose

-Mr. Yellow! Mr. Yellow!  
What colour is your pillow?  
my pillow is yellow.

-Mr. Red! Mr. Red!  
What colour is your hat?  
- My hat is red.

-Mr. Green! Mr. Green!  
What colour is your ring?  
- My ring is green.

-Mr. White! Mr. White!  
What colour is your kite?  
-My kite is white

-Mr. Blue! Mr. Blue!  
What colour are you?  
- I am BLUE!!!

-Mr. Grey! Mr. Grey!  
What colour are they?  
-They are grey.

-Mr. Orange! Mr. Orange!  
What colour is your orange?  
-My orange is orange!

### **Blue is the sea.**

Blue is the sea.  
Green is the grass.  
White are the clouds  
as they slowly pass.

Black are the crows.  
Brown are the trees.  
Red are the sails of a ship in the breeze.

### **A year**

Time for Another Year  
January, February, March  
April, May and June  
July and August, goodbye summer  
Autumn's coming soon  
Hey September, October, November  
It's December, winter's here

Goodbye Christmas, that's the end  
Time for another year  
January, February, March  
April, May and June  
July and August, goodbye summer  
Autumn's coming soon  
Hey September, October, November  
It's December, winter's here  
Goodbye Christmas, that's the end  
Time for another year  
Goodbye Christmas, that's the end  
Time for another year

### **Days of a week**

Monday for health  
Tuesday for wealth  
Wednesday the best day for all  
Thursday for crosses  
Friday for losses  
Saturday not luck at all.

### **Solomon Grundy**

Solomon Grundy,  
Born on Monday,  
Christened on Tuesday,  
Married on Wednesday,  
Got ill on Thursday,  
Worse on Friday,  
Died on Saturday,

Buried on Sunday.  
This is the end of Solomon Grundy

### **Months**

Thirty days has September, (óṛṃàð. has)  
April, June and November;  
February has twenty-eight alone.  
All the rest have thirty-one,  
But a leap year coming once in four  
Gives February one day more.

### **One, two, three.**

One,two,three, four, five,  
Once I caught a fish alive,  
Six, seven, eight, nine, ten,  
Then I let it go again.  
Why did you let it go?  
Because it bit my finger so.  
Which finger did it bite?  
The litle finger on the right.

### **Sally, Sally**

Sally, Sally, tell me true,  
Sally, Sally, who are you?  
I am a little girl.

Billy, Billy, tell me true,  
Billy, Billy, who are you?  
I am a little boy.



## **Duck and ducklings**

Father Duck goes for a swim  
And Mother Duck comes out with him,  
And behind them clean and trim  
Seven ducklings swim.

Seven little yellow ducks:  
«Quack, quack, quack» the mother calls.  
What a pretty sight they make  
Swimming on a sunny lake.

## **When I am ten**

When I am ten  
I'll get a pen,  
Then I shall write  
Like brother Ben.

## **I am a girl**

I am a girl  
A little one.  
I like to play,  
I like to run.

## **One one one**

One, one, one  
Little dogs run.  
Two, two, two  
Cat sees you.  
Three, three, three  
Birds in a tree.

Four, four, four  
Rats on the floor.

### **One, two...**

One, two  
What must I do?  
Three, four  
Shut the door.  
Five, six  
Pick up sticks.  
Seven, eight  
Take the plate.  
Nine, ten  
A red pen.

### **Father, Mother, Sister, Brother**

Here is my Father,  
Here is my Mother,  
Here is my Sister,  
Here is my Brother.

Father, Mother,  
Sister, Brother  
Hand in hand  
Live together!

### **When my sister goes away**

When my sister goes away,  
Says she: «Little brother,  
You must take my place today.  
Take a good care of Mother.»

## **My Mother**

I love my mother  
She's kind and she's gay,  
She reads me the books  
And helps me to play.

## **Mother and Father**

Mother is the dearest  
Off all the friends I know,  
She helps me work and helps me play  
That's why I love her so.

Father is the kindest  
Off all the friends I know,  
He likes to take me out with him  
That's why I love him so.

## **A Happy Family**

I love my Mother, she loves me,  
We love Daddy, yes sure.  
He loves us and so you see,  
We are a happy family.

I love Sister, she loves me,  
We love Brother, yes sure.  
He loves us and so you see

## **Зарядки**

Up'n down, up'n down.  
Which is the way to London?

Where? Where?  
Up in the air?  
Close your eyes -  
And you are there!

### **Sports**

Sport is fun for girls and boys,  
It's much better than the toys.  
You can sledge and ski, and skate  
And play snowballs with Kate.

You can swim and play football,  
Hockey, tennis, basketball.  
You can jump and you can run,  
You can have a lot of fun.

### **What colour are they?**

Please, tell me  
What is green?  
Grass is green,  
So long and clean.  
What is red?  
Asks little Fred.  
The ball is red,  
Says his brother Ted.  
What is grey?  
Can you say?  
Yes, I can.  
The mouse is grey.  
What is white?



I want to know  
Milk is white,  
And so is snow.

### **Only one heart**

I've got two legs  
With which I walk.  
I've got a tongue  
With which I talk.  
I've got two eyes  
With which I see.  
I've got one heart  
To live and be.

### **Two little birds**

Two little birds,  
Sitting on a wall.  
One called Peter,  
One called Paul.  
Fly away Peter,  
Fly away Paul.  
Come back Peter,  
Come back Paul.

### **I love my Mummy**

One, one, one  
I love the Sun.  
Two, two, two  
I love my Mummy too.  
Tree, tree, three

My Mummy loves me.  
Four, four, four  
I love my Mummy more.

### **Happy Mother's day**

I like the way you look  
I like the way you cook.  
Now what I really want to say is:  
Happy Mother's Day!

### **Help your mother**

Help your mother lay the table  
Put a knife, fork, and a spoon.  
Help your mother laid the table  
Every afternoon.  
Help your mother clear the table  
Take the knife, fork, and a spoon.  
Help your mother clear the table  
Morning, night and noon.

### **My mother's face**

I know a face, a lovely face,  
As full of beauty as of grace,  
A face of pleasure and of smile.  
In darkness it gives light.

A face that is itself like joy.  
To see it I'm a happy boy;  
And I have a joy that have no other  
This lovely woman is my mother.

## **My mother**

Who said «Goodnight»

When I was a child?

My mother.

Who dressed my dolls in clothes so gay

And showed me often how to play?

My mother.

Who ran to help me when I fell

And who could funny stories tell?

My mother.

Who sits at my head when I am in bed?

My mother.

## **Goodnight**

Goodnight, Father!

Goodnight, Mother!

Kiss your little son!

Goodnight, sister!

Goodnight, brother!

Goodnight, everyone!

## **Seasons**

Winter brings us snowflakes,

Spring- buds and shoots,

Summer brings us berries,

Autumn-golden fruits.

## **Seasons**

Spring is green

Summer is bright

Autumn is yellow  
Winter is white

### **Winter**

It's winter now, so bundle up tight!  
Warm mittens and caps will be just right.  
Ice on the lake, snow on the ground,  
Time to ski and skate all around.  
Winter, spring, summer, fall –  
I like winter best of all.

### **Spring**

Spring is here,  
Summer is near.  
Grass is green,  
So nice and clean.  
Winter, spring, summer, fall-  
I like spring best of all.

### **Spring**

It's lovely, lovely spring  
And birds begin to sing.  
The sun is very high,  
It's smiling in the sky.  
It's lovely, lovely spring  
And all the children sing,  
They sing a merry song.  
They sing ding, ding, dong.



## **Summer**

The summer sun shines hot and high  
Baby birds now learn to fly.  
Green, green leaves and tasty fruit  
All the things are so good!  
Winter, spring, summer, fall –  
I like summer best of all.

This is the season  
When fruit is sweet.  
This is the season  
When school-friends meet.  
What season is it? ( It is the fall.)

## **Fall (Autumn)**

Put on your jacket and jeans for fall,  
Now it is cold to play football!  
Leaves turn orange, red and brown,  
And they all are falling down.  
Winter, spring, summer, fall-  
I like autumn best of all!

## **Rain, rain...**

Rain, rain, go away,  
Come again, another day:  
Mary and I like to play.  
Rain, rain, go away,  
Come on Mother's  
Washing day:  
Mary and I want to play.

## **World weather**

In the North it's snowing,  
And in the South it's hot.  
In the East the wind is blowing,  
And in the West it's not.  
In the South the sun is shining,  
And in the West the sky is blue.  
In the East it's raining,  
And in the North it's raining too.

## **The cat and the mouse**

Cat: Little mouse, little Mouse,  
Where is your house?

Mouse: Little Cat, little Cat,  
I have no flat.  
I am a poor mouse,  
I have no house.

Cat: Little Mouse, little Mouse,  
Come into my house.

Mouse: Little Cat, little Cat,  
I cannot do that,  
You want to eat me.

## **The Kittens' clothes**

Jeans and trousers,  
Sweaters and shirts,  
Socks and tights,  
And jackets and skirts.

T-shirts and shoes,  
High boots and mittens,  
These are the clothes  
Of the kittens.

Mittens for kittens!  
We are going to town  
To get us some mittens.  
What! Mittens for kittens!  
Do kittens wear mittens?  
Who ever saw little kittens with mittens?

The duty of the strong  
You who are the oldest,  
You who are the tallest.  
Don't you think you ought to help  
The youngest and the smallest.

You who are the strongest,  
You who are the quickest,  
Don't you think you ought to help  
The weakest and the sickest?

Never mind the trouble,  
Help them all you can;  
Be a little woman!  
Be a little man!

## **Halloween**

Hello, Hello, Halloween,  
Join together and come in.  
Hello, Hello, Hello, Hi,  
Witches are flying in the sky.

Hello, Hello, Halloween  
All the devil's secrets win.  
Hello, Hello, Hello, Hi  
Ghosts and witches never die.

Hello, Hello, Halloween,  
Let our greatest fun begin.  
Everybody crosses kick  
Someone's a witch and someone's a fear.

Hello, Hello, Halloween,  
There are candles in the wind.  
Trick or treating saying kids,  
Candles cookies and some sweets.

Hello, Hello, Halloween,  
It was a day of crazy things,  
Let's play this game again  
In a year in such a day.

## **At the New Year Day Party**

New Year Day, happy day,  
We are all glad and very gay!  
We all dance and sing and say,  
«Welcome! Welcome! New Year Day!»



## **Happy New Year**

We wish you a Happy New Year  
We wish you a Happy New Year  
So many smiles everywhere  
We wish you a Happy New Year.

Be happy we wish forever  
Be happy we wish forever.  
So many smiles everywhere  
Be happy we wish forever.

We wish you a Happy New Year  
We wish you a Happy New Year  
So many smiles everywhere  
We wish you a Happy New Year.

## **Hello, Hi**

Hello, Hello, Hello, Hi  
You are so smart today.  
Hello, Hello, Hello, Hi  
There are no clouds in the sky.  
Hello, Hello, Hello, Hi  
Everything will be OK!  
Hello, Hello, Hello, Hi  
It's just time to say 'Goodbye'.

## **GOOD BYE**

Good bye, good bye  
Good bye my doll.  
Good bye, good bye  
Good bye you all.

## English-Uzbek-Russian Vocabulary

A (an) [ə, (ə)n, ən] not usu. translated

it's a pen bu – ruchka эта ручка

address	[ə'dres]	adres	адрес
actor	[ˈektə] n.	aktyor	актёр
after	[ˈɑ:ftə]	keyin	после
age	[eidʒ]	yosh	возраст
air	[eə(r)]	havo	воздух
airplane	[ˈeəpleɪn]	samolyot	самолёт
all	[ɔ:l]	hammasi	всё
and	[ænd]	va	и
angry	[ˈæŋɡrɪ] adj.	badjahl	злой
animal	[ˈæniməl] n.	hayvon	животное
anthem	[ˈænthəm]	madhiya	гимн
answer	[ˈɑ:nsə(r)]	javob bermoq	отвечать
apartment	[əˈpɑ:tmənt]	uy (ko'p qavatli)	апартамент
apple	[æpl]	olma	яблоко
are	[ɑ:]	to be fe'lining hozirgi zamon ko'plik shakli	мн. число «to be»
are	[ɑ:]	bor	есть
armchair	[ˈɑ:mtʃeə]	kreslo	кресло
around	[əˈraʊnd]	atrofga, atrofda	вокруг
ask	[ɑ:sk]	so'ramoq	спрашивать
at	[æt]	... yonida	около
aunt	[ɑ:nt]	amma, xola	тётя
autumn	[ˈɔ:təm]	kuz	осень

### В

baby	[ˈbeɪbɪ]	bolakay	малыш
back	[ˈbæk]	bel	спина
bad	[bæd]	yomon	плохой
bag	[bæg]	sumka	сумка

ball	[bɔ:l]	koptok	мяч
bank	[bæŋk]	bank	банк
bark	[bɑ:k]	vovillamoq	ляять
basketball	[ˈbɑ:skitbɔ:l]	basketbol	баскетбол
be	[bi:]	bo'lmoq	быть
bear	[ˈbeə]	ayiq	медведь
beautiful	[bju:tɪfʊl]	chiroyli	красивый
bed	[bed]	karavot	кровать
before	[bɪ'fɔ:]	oldin	перед
begin	[bɛɡɪn]	boshlamoq	начинать
best	[best]	eng yaxshi	самый лучший
bicycle	[ˈbaɪsɪkl]	velosiped	велосипед
big	[bɪɡ]	katta	большой
bird	[bɜ:d]	qush	птица
birthday	[ˈbɜ:θdi]	tug'ilgan kun	день рождения
black	[ˈblæk]	qora	чёрный
blackboard	[ˈblækbɔ:d]	doska	доска
block of flats	[blɒk əf flæts]	ko'p qavatli uylar	много- этажный дом
blow	[bləʊ]	shamol esishi	дуть
blue	[blu:]	ko'k	синий
boat	[bəʊt]	qayiq	лодка
board	[bɔ:d]	taxta	доска
body	[ˈbɒdi]	badan	тело
book	[buk]	kitob	книга
bookcase	[ˈbʊkeɪs]	kitob javoni	книжный шкаф
bone	[bəʊn]	suyak	кость
boots	[ˈbu:ts]	botinka	ботинки
boring	[ˈbɔ:riŋ]	zerikarli	скучно
boy	[bɔɪ]	o'g'il bola	мальчик
box	[bɒks]	quticha	коробка

break	[breɪk]	tanaffus	перемена
breakfast	['brekfəst]	nonushta	завтрак
bring	[brɪŋ]	olib kelmoq	приносить
brush one's teeth	[brʌʃ ti:θ]	tish tozalash	чистить зубы
brother	['brʌðə]	aka	брат
brown	['braʊn]	jigarrang	коричневый
but	[bʌt]	ammo, lekin	но
building	['bɪldɪŋ]	bino	здание
bus	[bʌs]	avtobus	автобус
businessman	['biznesmen]	tadbirkor	бизнесмен
by	[baɪ]	gacha	до

### С

cafe	['kæfeɪ]	kafe	кафе
camel	['kæməɪ]	tuya	верблюды
can	['kæn]	bajara olish	уметь
cap	[kæp]	shapka	шапка
capital	['kæpɪtəl]	poʻtaxt	столица
car	[kɑ:r]	mashina	машина
cat	[kæt]	mushuk	кошка
celebrate	['selɪ'breɪt]	nishonlamoq	праздновать
chair	['tʃeə]	stul	стул
chalk	[tʃɔ:k]	bo'r	мел
change	['tʃeɪndʒ]	almashtirmoq	менять
cheap	[tʃi:p]	arzon	дёшево
chese	[tʃi:z]	pishloq	сыр
chess	['tʃes]	shaxmat	шахматы
chest	['tʃest]	ko'krak qafasi	грудная клетка
chick	['tʃɪk]	jo'ja	цыплёнок
children	['tʃɪldrən]	bolalar	дети
cinema	['sɪnəmə]	kinoteatr	кинотеатр
city	['sɪtɪ]	shahar	город



class	[kla:s]	sinf	класс
classmate	[ˈkla:smeit]	sinfdosh	однокласник
classroom	[ˈkla:srum]	sinf xonasi	классная комната
clean	[kli:n]	toza, tozalamoq	ЧИСТЫЙ, ЧИСТИТЬ
climb	[klaɪm]	tirmashib chiqish	лазить
clock	[klɒk]	soat	часы
close	[kləʊz] v.	yopmoq	закрывать
cloud	[klaʊd]	bulut	облака
cloudy	[ˈklaʊdɪ]	bulutli	облачно
club	[klʌb]	klub	клуб
coat	[kəʊt]	palto	пальто
cold	[kəʊld]	sovuq	холодно
colour	[ˈkʌlə]	rang	цвет
come	[kʌm]	kelmoq	приходить
come here	[kʌm hɪə]	bu yoqqa kel	иди сюда
computer	[kʌmpju:tə]	kompyuter	компьютер
cook	[kuk]	oshpaz	повар
cool	[ku:l]	sovuq	холодно
copy-book	[ˈkɒpɪbuk]	daftar	тетрадь
corn	[kɔ:n]	don	зерно
cotton	[ˈkɒt(ə)n]	paxta	хлопок
country	[ˈkʌntri]	mamlakat	страна
cow	[ˈkau]	sigir	корова
crocodile	[ˈkrɒkədəɪl]	timsoh	крокодил
cup	[kʌp]	finjon	кружка
curly	[ˈkɜ:li]	jingalak	кудрявые (волосы)
cut	[kʌt]	kesmoq	резать

## D

dad	[dæd]	dada	папа
dance	[dɑ:ns]	raqs tushmoq	танцевать
dangerous	[ˈdeɪndʒərəs]	adj. xavfli	опасный

day	[deɪ]	kun	день
decorate	['dekəreɪt]	yasatmoq	украшать
desk	[desk]	parta	парта
different	['dɪfərənt]	har xil	различный
dig	[dɪg]	qazimoq	копать
dinner	['dɪnə]	kechki ovqat	ужин
dirty	['dɜ:ti]	iflos	грязно
do	[du:]	bajarmoq	делать
do you have...	[du: ju: hæv]	senda ... bormi?	у тебя есть...?
doctor	['dɔktə]	doctor	врач
doll	['dɔl]	qo'g'irchoq	кукла
dog	[dɔg]	it	собака
door	[dɔ:] n.	eshik	дверь
dress	[dres]	ko'ylak	платье
drive	[draɪv]	haydamoq (mashinani)	водить
duck	[dʌk]	o'rdak	утка

## E

each	[i:tʃ]	har qaysi	каждый
egg	[eg]	tuxum	яйцо
ear	[ɪə]	quloq	ухо
early	['ɜ:lɪ]	erta	рано
earth	[ɜ:θ]	yer	земля
eat	[i:t]	yemoq	есть
elephant	['elɪfənt]	fil	слон
England	['ɪŋɡlənd]	Angliya	Англия
end	[end]	tugadi	конец
enjoy	[ɪn'dʒɔɪ]	rohatlanmoq	наслаждаться
everybody	['evrɪbədɪ]	hamma	все
eye	[aɪ]	ko'z	глаз(а)

face	[feɪs]
fair	[feə(r)]
fairytale	[ˈfeəri teɪl]
fall	[fɔ:l]
family	[ˈfæməli]
famous	[ˈfeɪməs]
far from	[fɑ: frɒm]
farm	[fɑ:m]
farmer	[ˈfɑ:mə]
fast	[fɑ:st]
father	[ˈfɑ:ðə]
few	[fju:]
photo	[ˈfəʊtəʊ]
file	[faɪl]
fine	[faɪn]
fish	[fɪʃ]
flag	[flæɡ]
floor	[flɔ:]
fly	[flaɪ] v.
fog	[fɒɡ]
foggy	[ˈfɒɡɪ]
for	[fɔ:]
forest	[ˈfɒrɪst]
form	[fɔ:m]
foot	[fʊt]
football	[ˈfʊtbɔ:l]
fox	[fɒks]
friend	[frend]
from	[frɒm]
frog	[frɒɡ]
funny	[ˈfʌni]

## F

yuz	лицо
sariq soch	светлый
ertak	сказка
kuz	осень
oila	семья
atoqli, mashhur	известный
uzoq	далеко
ferma	ферма
fermer	фермер
tez	быстро
ota	отец
kam	мало
foto, rasm	фото
fayl papka	файл
ajoyib	прекрасный
baliq	рыба
bayroq	флаг
pol	пол
uchmoq	летать
tuman	туман
tumanli	туманно
uchun	для
o'rmon	лес
sinf	класс
oyoq	нога
futbol	футбол
tulki	лиса
do'st	друг
dan	из
qurbaqa	лягушка
kulgili	смешной, забавный

## G

game	[gaim]	o'yin	игра
garden	['gɑ:dən]	bog'	сад
get	[get]	olmoq	получать
giraffe	['dʒɪrɑ:f, -ræf]	jirafa	жираф
girl	[gɜ:l]	qiz bola	девочка
give	[gɪv]	bermoq	дать
glad	[glæd]	xursand	довольный
gloves	[glʌvz]	qo'lqop	перчатки
go	[gəu] v.	bormoq	идти
goat	[gəut]	echki	коза
golf	[gɔlf]	golf	гольф
good	[gud]	yaxshi	хорошо
good morning	[gud, 'mɔ:nɪŋ]	xayrli tong	доброе утро
good evening	[gud 'i:vniŋ]	xayrli	добрый
		oqshom	вечер
good night	[gud nait]	xayrli tun	доброй ночи
goodbye	[gud'baɪ]	ko'rush-	досви-
		guncha	дания
goose	[gu:s]	g'oz	гусь
grandfather	['grændfɑ:ðə]	buva	дедушка
grandmother	['grændmʌðə]	buvi	бабушка
granny	['græni]	buvijon	бабуля
grass	[grɑ:s]	o't, maysa	трава
great	[greɪt]	buyuk	великий
green	[gri:n]	yashil	зелёный
greeting	[gri:tiŋ]	salomlashuv	приветствие
grey	[greɪ]	kul rang	серый
guard	[gɑ:d]	qo'riqlamoq	охранять

## H

hair	[heə]	soch	волосы
hand	[hænd]	qo'l	рука
happy	['hæpi]	baxtli	счастливый



hat	[hæt]	shlapa	шляпа
have	[hæv]	ega bo'lmoq	иметь
he	[hi:]	u ( o'g'il bola)	он
head	[hed]	bosh	голова
health	[helθ]	sog'lik	здоровье
helicopter	['helɪkɒptə]	vertolyot	вертолёт
hello/hi	[helou, haɪ]	salom	здравст- вуйте, привет
hen	[hen]	tovuq	курица
hill	[hɪl]	tepalik	холм
his	[hɪz]	uning	его
holiday	['hɒlɪdɪ]	bayram	праздник
home	[həʊm]	uy	дом
homework	[həʊmwək]	uy vazifasi	домашняя задания
honey	['hʌni]	asal	мёд
horse	[hɔ:s]	ot	лошадь
hospital	['hɒspɪtəl]	kasalxona	госпиталь
hour	[aʊə]	vaqt	время
house	[haus]	uy	дом
hot	[hɒt]	issiq	жарко
how	[hau]	qanday	как
how many	[hau, 'meni]	qancha	сколько
how much	[hau mʌtʃ]	qancha	сколько
how much	[hau mʌtʃ]		
hungry	['hʌŋri]	(qorni) och	голодный
husband	['hʌzbænd]	er	муж

### I

I	[aɪ]	men	я
ice-cream	[aɪs kri:m]	morojniy	мороженое
if	[ɪf]	agar	если
in	[ɪn]	ichida	в
Independence Day	['ɪndɪ'pendəns deɪ]	Mustaqillik kuni	День Независимости

interesting	[ˈɪntrestɪŋ]	qiziqarli	интересный
is	[ɪz]	bor	есть
island	[ˈaɪlənd]	orol	остров
it	[ɪt]	u	он, она, оно
it is...	[ɪt ɪz]	bu	это, этот

## J

jackal	[ˈdʒækəl]	chiyabo'ri	шакал
job	[jɒb]	ish	работа
juice	[juːs]	sharbat	сок
jug	[jʌg]	ko'zacha	кувшин
jungle	[ˈdʒʌŋɡl]	jungli	джунгли
jump	[jʌmp]	sakramoq	прыгать

## K

kangaroo	[ˈkæŋɡəˈruː]	kenguru	кенгуру
king	[kɪŋ]	shoh	король
kitchen	[kɪtʃɪn]	oshxona	кухня
kitten	[ˈkɪtɪn]	mushukcha	котёнок

## L

lake	[leɪk]	ko'l	озеро
lamp	[læmp]	lampa	лампа
land	[lənd]	yer, quruqlik	земля
large	[lɑːdʒ]	katta	большой
late	[leɪt]	kech	поздно
later	[ˈleɪtə]	kechroq	позднее
leg	[leg]	oyoq	нога
letter	[ˈletə] n.	(alfavit) harf	буква
library	[ˈlaɪbrəri]	kutubxona	библиотека
light	[laɪt]	yorug'	светлый
like	[laɪk]	yoqtirmoq	нравиться
lion	[laɪən]	sher	лев
listen	[lɪsn]	eshitmoq	слушать

little	[ˈlɪt(ə)l]n.	kam	мало, немного
little	[ˈlɪt(ə)l] adj.	kichkina	маленький
live	[lɪv] v.	yashamoq	жить
long	[lɔŋ]	uzun	длинный
look(at)	[lʊk]	qaramoq	посмотреть
love	[lʌv]	sevmoq	любить
lunch	[lʌntʃ]	kechki ovqat	ужин

## M

man	[mæn]	erkak	мужчина
must	[mʌst]	shart, zarur	должен
many	[ˈmeni]	ko'p, ancha	много
mark	[ma:k]	baho	оценка
marker	[ˈma:kə]	marker	маркер
market	[ˈma:kɪt]	bozor	базар
me	[mi:]	menga, mendan	мне, от меня
meat	[mi:t]	go'sht	мясо
midnight	[ˈmɪdnaɪt]	yarim kecha	полночь
milk	[mɪlk]	sut	молоко
minute	[ˈmɪnɪt]	daqiqqa	минута
mirror	[ˈmɪrə]	ko'zgu	зеркало
mom	[mɒm]	oyi	мама
money	[ˈmʌni]	pul	деньги
monkey	[ˈmʌŋki]	maymun	обезьяна
month	[mʌnθ]	oy	месяц
more	[mɔ:]	ko'proq	больше
mother	[ˈmʌðə]	ona	мама
mountain	[ˈmaʊntɪn]	tog'	гора
mouse	[maʊs]	sichqon	мышь
much	[mʌtʃ]	ko'p	много
mummy	[ˈmʌmi]	onajon	мамочка
my	[ma:]	mening	мой, моё, моя

my day	[maɪ deɪ]	mening kunim	мой день
--------	-----------	-----------------	----------

## N

name	[neɪm]	ism	имя
nature	['neɪtʃə]	tabiat	природа
near	[niə]	yonida,	рядом
neck	[nek]	bo'yin	шея
new	[nju:]	yangi	новый
newspaper	['nju:spetʃə]	gazeta	газета
New Year	['nju:jə]	Yangi yil	Новый Год
next to	[nekst tu:]	yoniga(da)	рядом
nice	[naɪs]	yaxshi	хорошо
no	[nəʊ]	yo'q	нет
neighbo(u)r	['neɪbə]	qo'shni	сосед
night	[naɪt]	tun	ночь
nose	[nəʊz]	burun	нос
not	[nɒt]	yo'q	нет
note-book	['nəʊtbʊk]	daftar	тетрадь
now	[naʊ]	hozir	сейчас
number	['nʌmbər]	raqam	номер
nurse	[nɜ:s]	hamshira	медсестра
nut	[nʌt]	yong'oq	орех

## O

office	['ɒfɪs]	ishxona	офис
often	['ɒfn]	tez-tez	часто
O.K.	[əʊ'keɪ]	yaxshi	хорошо
old	[əʊld] adj.	1.qari, 2. eski	старый
older	[əʊldə]	kattaroq	старше
on	[ɒn]	ustida	над
on foot	[ɒn fut]	piyoda	пешком
one	[wʌn]	bir	один
open	['əʊpən] v.	ochmoq	открыть



or	[ɔ:]	yoki	или
orange	['ɔrɪndʒ] adj.	sabzi rang	оранжевый
orange	['ɔrɪndʒ] n.	apelsin	апельсин
our	[aʊə]	bizning	наш, наша
oval	[əʊvl]	ovalniy	овальный
oven	['ʌvən]	gaz duxovkasi	духовка
o'clock	[ə'klɒk]	soat	часы

## Р

paper	['peɪpə]	qog'oz	лист бумаги
park	[pɑ:k]	park	парк
parrot	['pærət]	to'tiqush	попугай
partner	['pɑ:tnə]	sherik	напарник
pen	[pen]	ruchka	ручка
pencil	['pensl]	qalam	карандаш
piano	[pi'ænəʊ]	pianino	рояль
picture	['pɪktʃə]	rasm	картинка
pink	[pɪŋk]	pushti	розовый
place	[pleɪs]	joy	место
plant	[plɑ:nt]	o'simlik	растение
play	[pleɪ] v.	o'ynamoq	играть
please	[pli:z]	iltimos	пожалуйста
popular	[pɒpjʊ:lə]	mashhur	знаменитый
poem	['pəʊɪm]	she'r	стихотворение
present	['prez(ə)nt]	sovg'a	подарок
president	['prezɪdənt]	prezident	президент
price	[praɪs]	narx	цена
pumpkin	['pʌmpkɪn]	qovoq	тыква
put	[put]	qo'ymoq	класть
pupil	['pju:pɪl]	o'quvchi	ученик
puppy	['pʌpi]	kuchukcha	щенок
purple	['pɜ:pl,	siyoh rang	фиолетовый
(violet)	'vaɪələt]		

question ['kwestʃən]  
quiet ['kwaɪət]

rain [reɪn]  
rainy ['reɪni]  
rat [ræt]  
read [ri:d]  
red [red]  
repeat [ri'pi:t]  
rhyme [raɪm]  
ride [raɪd]

recite [ri'saɪt]

river ['rɪvə]  
road [rəʊd]  
robot ['rɒbt]  
room [ru:m, rum]  
rooster ['ru:stə]  
rose [rəʊz]  
round [raʊnd]  
rubber ['rʌbə(r)]  
ruler ['ru:lə] n.  
run [rʌn] v.

sad [sæd]  
said [sed]  
sand [sænd]  
school [sku:l]  
season ['si:zən]

## Q

savol  
jim, tinch

вопрос  
тихо

## R

yomg'ir  
yomg'irli  
kalamush  
o'qimoq  
qizil  
takrorlamoq  
she'r  
minmoq

дождь  
дождливо  
крыса  
читать  
красный  
повторение  
стих(и)  
прогулка  
верхом  
деклами-

she'r aytmoq

ровать

daryo, anhor  
yo'l  
robot  
xona  
xo'roz  
atirgul  
dumaloq  
o'chirg'ich  
chizg'ich  
chopmoq

река  
дорога  
робот  
комната  
петух  
роза  
круглый  
резинка  
линейка  
бегать

## S

g'amgin  
aytdi  
qum  
maktab  
fasl

грустный,  
печальный  
сказал  
песок  
школа  
сезон

she	[ʃi:]	u (qiz bola)	она
sheep	[ʃi:p]	qo'y	баран
short	[ʃɔ:t]	past bo'yli	короткий, низкий
show	[ʃəʊ] v.	ko'rsatmoq	показать
sing	[sɪŋ]	kuylamoq	петь
singer	[sɪŋə(r)]	qo'shiqchi	певец
sister	[ˈsɪstə(r)]	opa (singil)	сестра
sit	[sɪt]	o'tirmoq	сидеть
sky	[skɑ:t]	osmon	небо
sleep	[sli:p]	uxlamoq	спать
slow	[sləʊ]	sekin	медленно
small	[smɔ:l]	kichkina	маленький
snake	[sneɪk]	ilon	змея
snow	[snəʊ]	qor	снег
snowball	[ˈsnəʊbɔ:l]	qorbo'ron	снежок
snowman	[ˈsnəʊmæn]	qor odam	снежная баба
some	[sʌm]	bir qancha	несколько
sometimes	[ˈsʌmtaɪmz]	ba'zan	иногда
song	[sɔŋ]	qo'shiq, ashula	песня
speak	[spi:k]	gaplashmoq	говорить
spoon	[spuæn]	qoshiq	ложка
sport	[spɔ:t]	sport	спорт
spring	[sprɪŋ]	bahor	весна
squirrel	[ˈskwɪr(e)l]	olmaxon	белка
stone	[stəʊn]	tosh	камень
straight (hair)	[streɪt]	to'g'ri, tekis soch	прямые волосы
stranger	[streɪndʒə(r)]	begona	незнакомец
street	[stri:t]	ko'cha	улица
strong	[strɔŋ]	kuchli	сильный
student	[ˈstju:d(ə)nt]	talaba	студент
study	[ˈstʌdi]	o'qimoq	учиться
summer	[ˈsʌmə]	yoz	лето
sun	[sʌn]	quyosh	солнце

sunny	[ˈsʌni]	quyoshli	солнечно
surname	[ˈsəːneim]	familiya	фамилия
surprise	[səˈpraɪz]	hayron boʻlmoq	удивление
swim	[swim]	suzmoq	плавать

## Т

table	[ˈteɪbl]	stol	стол
take	[teɪk]	olmoq	взять
take a	[teɪk ə	dush qabul	принимать
shower	ʃaʊvə]	qilmoq	душ
tall	[tɔːl]	baland	высокий
tail	[teɪl]	dum	хвост
teacher	[ˈtiːtʃə]	oʻqituvchi	учитель
teddy bear	[ˈtedɪ beə]	ayiqcha	медвежонок
teeth	[ˈtiːθ]	tishlar	зубы
telephone	[ˈtelɪfəʊn]	telefon	телефон
television	[ˈtelɪvɪzən]	televizor	телевизор
temperature	[ˈtempərətʃə]	isitma	температура
tent	[tent]	palatka	палатка
thank	[ˈθæŋk]	rahmat aytmoq	спасибо
that	[ðæt]	u, ana, oʻsha, anavi	тот
theater	[ˈθiətə]	teatr	театр
their	[ðeə]	ularning	их
there	[ðeə]	u yoqda	там
they	[ðeɪ]	ular	они
thing	[θɪŋ]	narsa	вещь
this	[ðɪs]	bu, shu, mana bu	эта, это, этот
tiger	[ˈtaɪgə]	yoʻlbars	тигр
time	[taɪm]	vaqt	время
time-table	[ˈtaɪmteɪbl]	jadval	расписание
tired	[taɪəd]	charchamoq	усталость
tooth	[tuːθ]	tish	зуб(ы)



toy	[tɔɪ]	o'yinchoq	игрушка
train	[treɪn]	poyezd	поезд
tree	[tri:]	daraxt	дерево
turtle (tortoise)	['tɜ:tɪl, 'tɔ:təs]	toshbaqa	черепаха
to	[tu, tu:]	... ga	в ...
town	[taun]	shahar	город

## U

uncle	['ʌŋk(ə)l]	tog'a, amaki	дядя
under	['ʌndə]	tagida	под
uniform	['ju:nifɔ:m]	forma	форма
use	[ju:s]	foydalanmoq	пользоваться
usually	['ju:zuəli]	odatda	обычно

## V

vase	[va:z]	vaza	ваза
video	['vidiəu]	video	видео
village	['vilidʒ]	qishloq	деревня
volleyball	['volibɔ:l]	voleybol	волейбол

## W

waiter	['weɪtə]	ofitsiant	официант
waitress	['weɪtəres]	ofitsiant ayol	официантка
wake up	['weɪk ʌp]	uyg'onmoq	проснуться
walk	[wɔ:k]	yayov yurish	пешая прогулка
wall	[wɔ:l]	devor	стена
warm	[wɔ:m]	iliq	тёплый
was	[wɔz]	bo'lgan	был
watch	[wɔtʃ]	soat	часы
water	['wɔ:tə]	suv	вода
we	[wi:]	biz	мы
week	[wi:k]	hafta	неделя
weak	[wi:k]	kuchsiz	слабый
weather	['weðə]	ob-havo	погода

were	[wɜ:]	bo'lgan edi	было
what	[wɒt]	nima	что
what time	[wɒt taɪm]	soat necha bo'ldi?	Который час?
is it?	ɪz ɪt]		
when	[wen]	qachon	когда
where	[weə]	qayerda	где
which	[wɪtʃ]	qaysi	который
white	[waɪt]	oq	белый
who	[hu:]	kim	кто
why	[waɪ]	nima uchun	почему
wide	[waɪd]	keng	широкий
wife	[waɪf]	xotin	жена
wild	[waɪld]	yovvoyi	дикий
wind	[wɪnd] n.	shamol	ветер
window	['wɪndəʊ]	oyna	окно
windy	['wɪndɪ] adj.	shamolli	ветрено
winter	['wɪntə]	qish	зима
wise	[waɪz] adj.	aqli, dono	мудрый
with	[wɪð]	bilan	с
witch	[wɪtʃ]	jodugar	ведьма
wonderful	['wʌndəfʊl]	ajoyib	удивительный
wolf	[wʊlf]	bo'ri	волк
woman	['wʊmən]	ayol	женщина
word	['wɜ:d]	so'z	слова
work	[wɜ:k] n.	ish	работа
work	[wɜ:k] v.	ishlamoq	работать
worker	['wɜ:kə]	ishchi	рабочий
writer	[raɪtə]	yoʻzuvchi	писатель
write	[raɪt]	yoʻzmoq	писать

## Y

yellow	['jeləʊ]	sariq	жёлтый
you	[ju:]	sen, siz	ты, вы

young	[jʌŋ]	yosh	молодой
younger	[jʌŋə]	yoshroq	младше
your	[jɔ:]	sening	твой, твоё, твоя

## Z

Zoo	[zu:]	hayvonot bog'i	зоопарк
Zebra	['zebre, -zi:]	zebra	зебра

---

## CONTENTS

Quarter I, Unit I .....	3
Lesson 1 Hello, I'm Nodir .....	3
Lesson 2 What is your name? .....	5
Lesson 3 I'm from Uzbekistan .....	7
Lesson 4 How are you? .....	9
Lesson 5 Colours .....	10
Lesson 6 Numbers .....	12
Lesson 7, 8 He is a king .....	14
Revision .....	16
Unit II .....	18
Lesson 1 It is a cup .....	18
Lesson 2 This is a desk. That is a window .....	20
Lesson 3 Nouns in Plural .....	22
Lesson 4 Take your pen and give me it .....	23
Lesson 5 Shohruh, go to the blackboard! .....	25
Revision .....	27
Quarter II Unit I .....	28
Lesson 1 I am..., he/she/it is... ..	28
Lesson 2 How old are you? .....	30
Lesson 3 My bag is black. His pencil is red .....	31
Lesson 4 Whose pen is it? It's my pen .....	33
Lesson 5, 6 The piano is in the room .....	34
Lesson 7 What is in the box? .....	37
Revision .....	39
Unit II .....	40
Lesson 1 Two + two is four .....	40
Lesson 2 This - these, that - those .....	42
Lesson 3 A New Year .....	43
Revision .....	45
Quarter III Unit I .....	46



Lesson 1 It is big. ....	46
Lesson 2, 3 My family. (I have got a ... .) .....	48
Lesson 4 Has he got an uncle? .....	50
Lesson 5 I haven't got a ... . Have you got a .....	52
Lesson 6, 7 Professions .....	54
Lesson 8 I have a ball. She has a doll .....	56
Lesson 9 Is this a pen or a pencil? .....	58
Revision .....	59
Unit II .....	60
Lesson 1 Our school .....	60
Lesson 2 This is our classroom .....	63
Lesson 3, 4 I go to school every day .....	64
Lesson 5, 6 What's your telephone number? .....	66
Revision .....	68
Quarter IV Unit I .....	69
Lesson 1 Seasons .....	69
Lesson 2 The weather in Uzbekistan .....	71
Lesson 3 When is your birthday? .....	73
Lesson 4 Days of a week .....	74
Lesson 5 We are at home on Sundays .....	77
Revision .....	79
Unit II .....	79
Lesson 1 Domestic animals .....	79
Lesson 2 Wild animals .....	81
Lesson 3 What pet have you got? .....	84
Lesson 4 The animals are doing (eating, running, jumping...) .....	86
Lesson 5 What are you doing? ? I am doing... . I am not doing... .	88
Lesson 6 Do they live with a man? .....	89
Revision .....	91
Grammar .....	94
Darslikdagi iboralar .....	101
Poems and rhymes .....	105
Lugat .....	124

6.000 copy

KLARA INOGAMOVA

## STARTING ENGLISH

Xorijiy tillarga ixtisoslashtirilgan Davlat umumta'lim  
maktablarining 2-sinfi uchun darslik

Muharrirlar: *M.Ahmedova, M.Yo'ldosheva*  
Badiiy muharrir *Sh.Mirfayozov*  
Tex. muharrir *T.Smirnova*  
Sahifalovchilar: *Sh.Allayorov, A.Sulaymonov*

Nash. lits. №154 14.08.2009. Bosishga 12.11.2012-y.da ruxsat etildi.  
Bichimi 70×100<sup>1/16</sup>. Kegli 16 shponli. Tayms garniturası. Ofset bosma usulida bosildi.  
11,6 shartli b. t. 6,5 nashr. t. Adadi 3695 nusxa. Buyurtma № 474  
Bahosi shartnoma asosida.

O'zbekiston Matbuot va axborot agentligining  
G'afur G'ulom nomidagi nashriyot-matbaa ijodiy uyida chop etildi.  
Toshkent, 100128, Shayxontohur ko'chasi, 86-uy.

Telefon: (371) 241-25-24, 241-48-62, 241-83-29

Fax: (371) 241-82-69

www.gglit.uz, e-mail: iptdgulom@sarkor.uz, info@gglit.uz