

# Kids' English

2

*O'zbekiston Respublikasi Xalq ta'limi vazirligi tomonidan  
umumiy o'rta ta'lim maktablarining 2-sinf o'quvchilari  
uchun darslik sifatida tasdiqlangan*

*Qayta ishlangan ikkinchi nashri*



TOSHKENT  
«O'ZBEKISTON»  
2016

UO'K: 811.111(075)  
KBK 81.2Ingl  
K 40

Mualliflar ushbu o'quv-metodik majmuaning yaratilishida ko'rsatgan beminnat yordamlari va bergan qimmatli maslahatlari uchun Britaniya Kengashi direktori S. Maknaltiga hamda Respublika ta'lim markazi mutaxassislariga o'z minnatdorchiliklarini izhor etadilar.

O'quv-metodik majmuani sinovdan o'tkazishda ishtirok etgan respublikamizning barcha maktab o'qituvchilari va o'quvchilariga hamda mazkur majmua bo'yicha 1–2-sinflar o'qituvchilarini tayyorlashda ishtirok etgan trenerlarga, shuningdek, Buyuk Britaniya Norvidj til o'rgatish instituti akademik direktori Rod Bolaytoga, IATEFL vakili Les Kirkxemga, Britaniya Kengashi loyiha bosh menejeri Natalya Sarikovaga, ingliz tili ta'limi bo'yicha xalqaro maslahatchilar Uendi Arnold va Bern Bryuerton hamda boshqa taqrizchilarga alohida tashakkur bildiradilar.

Mualliflar guruhi:

**S.S. Xan, L.H. Jo'rayev, K.A. Inogamova, O.N. Maxsudova**

Ilmiy maslahatchi:

**M.T. Irisqulov**

*O'zbekiston Davlat jahon tillari universiteti qoshidagi  
Chet tillarini o'qitishning innovatsion metodikalarini rivojlantirish  
Respublika ilmiy-amaliy markazi bo'lim boshlig'i, professor*

### Shartli belgilar:



– tinglab tushunish yoki video mashqlarni bajarish;



– o'yin tarzidagi mashqlarni bajarish;



– kuchli o'quvchilar yoki sinflar uchun qo'shimcha topshiriq;



– o'quvchilarni faollashtirishga mo'ljallangan jismoniy mashqlar;



– ish daftari yozish, rasmlarni chizish, bo'yash va h.k.lar uchun mo'ljallangan topshiriqlar;



– gapirish amaliyoti uchun dialogik nutq.

**Respublika maqsadli kitob jamg'armasi mablag'lari  
hisobidan chop etildi.**

ISBN 978-9943-28-043-4

© S.Xan va boshq., 2014, 2016  
© «O'ZBEKISTON» NMIU, 2014, 2016

## **Aziz o'qituvchilar va ota-onalar!**

**Kids' English 2** o'quv-metodik majmuasi O'zbekiston Respublikasi Prezidentining 2012-yil 10-dekabrda „Chet tillarni o'rganish tizimini yanada takomillashtirish chora-tadbirlari to'g'risida“gi PQ-1875-sonli qarorida belgilangan talablar va vazifalardan kelib chiqqan holda ingliz tilini o'rgatishning eng zamonaviy va ilg'or pedagogik texnologiyalar hamda metodlar tamoyillari asosida yaratildi.

O'quv-metodik majmua Darslik, Ish daftari, Multimedia resursi hamda O'qituvchi uchun metodik qo'llanmalardan iborat bo'lib, ular yaxlit bir holda 2-sinfga endigina qadam qo'ygan jazzi bolajonlarning ingliz tilida ilk saboq olishlariga baholi qudrat yordam beradigan ko'pdan ko'p qiziq va ajoyib mashqlar, o'yinlar, she'rlar, qo'shiqlar va sh.k.larni o'z ichiga olgan. Ularni bolajonlarimizga maqsadga muvofiq ravishda yetkazishda, albatta, Siz aziz o'qituvchilar va muhtaram ota-onalarning hissasi beqiyosdir.

2-sinfdan boshlab o'qish, yozuv, tinglab tushunish va gapirish asosida ingliz tilini o'rgatishga mo'ljallangan ushbu o'quv-metodik majmua ayrim kamchiliklardan xoli emasligi tabiiy. Shu bois o'quv-metodik majmua yuzasidan bildiradigan fikrlaringiz biz mualliflar uchun qimmatlidir.

O'quv-metodik majmua bolajonlarni zeriktirib qo'ymaydi, aksincha, ingliz tilini o'rganishga ishtiyoq uyg'otish bilan bir qatorda olam-olam quvonch ham bag'ishlaydi degan umiddamiz.

*Mualliflar*

<b>Units and Lessons</b>		<b>Pages</b>
<b>Unit 1 All around me</b>		
Lesson 1	A – apricot, B – bee	6
Lesson 2	I have ...	8
Lesson 3	This is my friend.	10
Lesson 4	Let's play!	12
<b>Unit 2 Days of the week</b>		
Lesson 1	I can ...	14
Lesson 2	What's your favourite day?	16
Lesson 3	Sunday, Monday ...	18
Lesson 4	Let's play!	20
	<b>Revision 1</b>	21
<b>Unit 3 My free time</b>		
Lesson 1	I like ...	22
Lesson 2	On Sunday we ...	24
Lesson 3	What's that?	26
Lesson 4	Let's play!	28
<b>Unit 4 My hobby</b>		
Lesson 1	I collect trains.	30
Lesson 2	What's your hobby?	32
Lesson 3	I have eight planes.	34
Lesson 4	Let's play!	36
	<b>Revision 2</b>	37
<b>Unit 5 My day off</b>		
Lesson 1	We like playing tag.	38
Lesson 2	Do you like ...?	39
Lesson 3	I don't like ...	40
Lesson 4	Let's play!	41
<b>Unit 6 School things</b>		
Lesson 1	Eleven, twelve ...	42
Lesson 2	We have ...	43
Lesson 3	Can I have a pen, please?	44
Lesson 4	Let's play!	45
	<b>Revision 3</b>	46
	<b>I can ...</b>	46
<b>Unit 7 My school</b>		
Lesson 1	Our school is big.	47
Lesson 2	The door is brown.	48
Lesson 3	Is this ...?	49
Lesson 4	Let's play!	50
	<b>Revision 4</b>	51
	<b>I can ...</b>	52
<b>Unit 8 Time</b>		
Lesson 1	In the morning	53
Lesson 2	It's 2 o'clock.	54
Lesson 3	What's the time, Mr Wolf?	55

<b>Units and Lessons</b>		<b>Pages</b>
Lesson 4	Let's play!	56
	<b>Revision 5</b>	57
<b>Unit 9 School subjects</b>		
Lesson 1	My favourite subject	58
Lesson 2	Sevara likes maths.	59
Lesson 3	Sevara doesn't like ...	60
Lesson 4	Let's play!	61
	<b>Revision 6</b>	62
	<b>I can ...</b>	63
<b>Unit 10 Months</b>		
Lesson 1	January, February ...	64
Lesson 2	There are 30 days in ...	65
Lesson 3	What's your favourite ...?	66
Lesson 4	Let's play!	67
	<b>Revision 7</b>	68
<b>Unit 11 Holidays</b>		
Lesson 1	I like presents.	69
Lesson 2	It's in September.	70
Lesson 3	Happy Navruz!	71
Lesson 4	Let's play!	72
	<b>Revision 8</b>	73
	<b>I can ...</b>	74
<b>Unit 12 My day</b>		
Lesson 1	I make my bed.	75
Lesson 2	It's time ...	76
Lesson 3	You are late!	77
Lesson 4	Let's play!	78
	<b>Revision 9</b>	79
<b>Unit 13 Clothes</b>		
Lesson 1	She has a pink dress.	80
Lesson 2	Where are my shorts?	81
Lesson 3	Do you like your uniform?	82
Lesson 4	Let's play!	83
	<b>Revision 10</b>	84
	<b>I can ...</b>	84
<b>Unit 14 The world of fairy tales</b>		
Lesson 1	I like cartoons.	86
Lesson 2	On the farm	87
Lesson 3	Let's go to Susambil!	88
Lesson 4	Let's play!	89
	<b>Revision 11</b>	90
	<b>Revision 12</b>	91


## Unit 1 All around me


### Lesson 1 A – apricot, B – bee

**1**  **Listen and sing.**  
Tinglang va kuylang.

**2a**  **Look, listen and point.**  
Rasmga qarang, tinglang va ko'rsating.



**2b**  **Play “I can say ...”.**  
„Men ayta olaman ...“ o'ynini o'ynang.  
**e.g. A:** a cat.  
**B:** I can say “Meow”.

**3**  **Play “1, 2, 3 – hop! 1, 2, 3 – stop!”**  
„1, 2, 3 – hop! 1, 2, 3 – stop!“ o'ynini o'ynang.





4   **Write the letters.**  
Harflarni yozing.

**Aa**



**Bb**

5a   **Look at (A). Count and match.**

(A) rasmga qarang. Hayvonlarni sanang va mos rasm va raqamni belgilang.



5b   **Look at (B). Listen and repeat.**

(B) rasmga qarang. Tinglang va takrorlang.

## Unit 1 All around me

### Lesson 2 I have ...

1



**Listen and sing.**

Tinglang va kuylang.

2



**Look and say.**

Rasmga qarang va ayting.



3



**Play "I have two granddads".**

„Mening ikkita buvam bor“ o‘yinini o‘ynang.





4



**Write the letters.**

Harflarni yozing.



Cc

Dd




5



**Work in pairs. Play "Look and guess".**

Juftlikda bajaring. „Qarang va toping“ o‘yinini o‘ynang.




**Unit 1 All around me**

**Lesson 3 This is my friend.**

**1**  **Listen and sing.**  
Tinglang va kuylang.

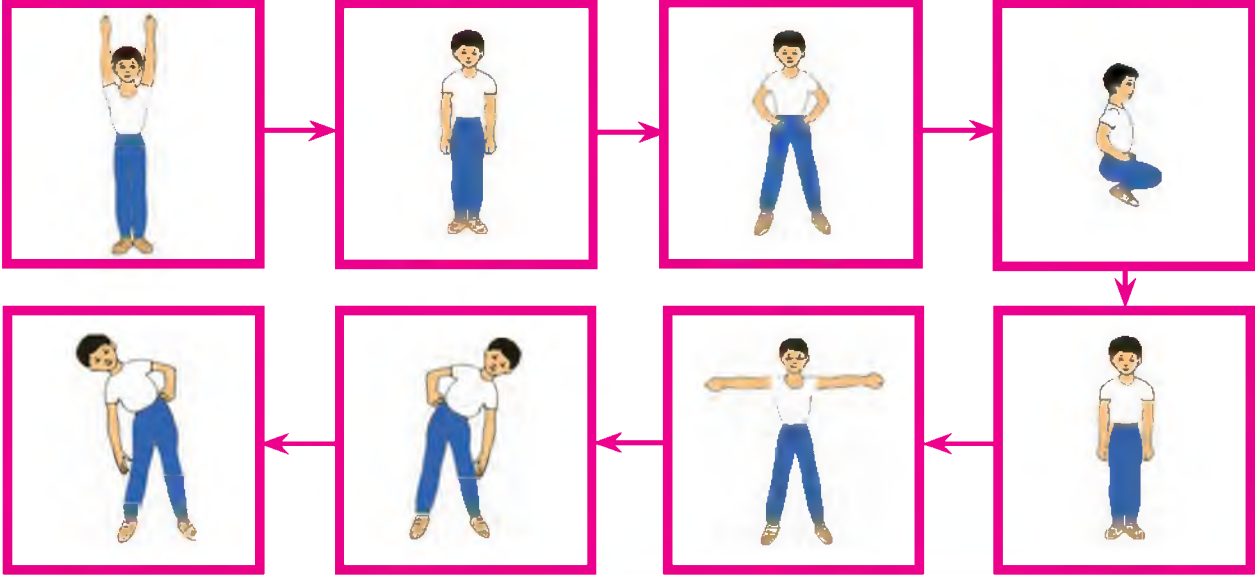
His name's Aziz.  
My name's Sevara.

**2**  **Play "Snowball".**  
„Qor to'pi" o'yinini o'ynang.



**3**  **Play "This is my friend. His name's ...".**  
„Bu mening do'stim. Uning ismi ..." o'yinini o'ynang.

**4**  **Look and do.**  
Rasmga qarang va bajaring.



His name's Aziz. =  
His name is Aziz.



5



**Write the letters.**  
Harflarni yozing.

**Ee**




**Ff**



6



**Play "Letters".**  
„Harflar“ o‘yinini o‘ynang.

































Unit 1 All around me

Lesson 4 Let's play!

1  **Listen and sing.**  
Tinglang va kuylang.

2  **Work in pairs. Play "Revision game".**  
Juftlikda bajaring. „Takrorlash o'yini“ni o'ynang.



	A	B	C	D	E	F
1						
2						
3						
4						
5						

It's a cat. = It is a cat.



**3** Write the letters.  
Harflarni yozing.



**Gg**



**Hh**



**4** Play "Bingo".  
„Bingo“ o‘yinini o‘ynang.



Colour Bingo		
		
		

Toy Bingo		
		
		

## Unit 2 Days of the week

### Lesson 1 I can ...

1



**Listen and repeat.**

Tinglang va takrorlang.



2a



**Play "Jump".**

„Sakrang“ o‘yinini o‘ynang.



**e.g. A:** Jump.

**B:** I can jump.



2b

**Work in pairs. Point and say.**

Juftlikda ishleng. Ko‘rsating va ayting.

2c



**Work in pairs. Mime and say.**

Juftlikda ishleng. Imo-ishora bilan ko‘rsating va ayting.





3



**Write the letters.**

Harflarni yozing.



in



Ii



Jj




4



**Play "Letters".**



„Harflar“ o‘yinini o‘ynang.



## Unit 2 Days of the week

### Lesson 2 What's your favourite day?

- 1  **Listen and sing.**  
Tinglang va kuylang.

- 2  **Play "Ball".**  
„Koptok“ o'yinini o'ynang.  
 e.g. **A:** (throws a ball) Sunday.



- 3  **Listen and repeat.**  
Tinglang va takrorlang.

What's = What is





4



**Write the letters.**

Harflarni yozing.



LI



Kk



5



**Play "Interview".**

„Intervyu“ o‘yinini o‘ynang.

What's your favourite day?



Sunday.

6



**Write, draw and colour.**

Yozing, chizing va bo‘yang.

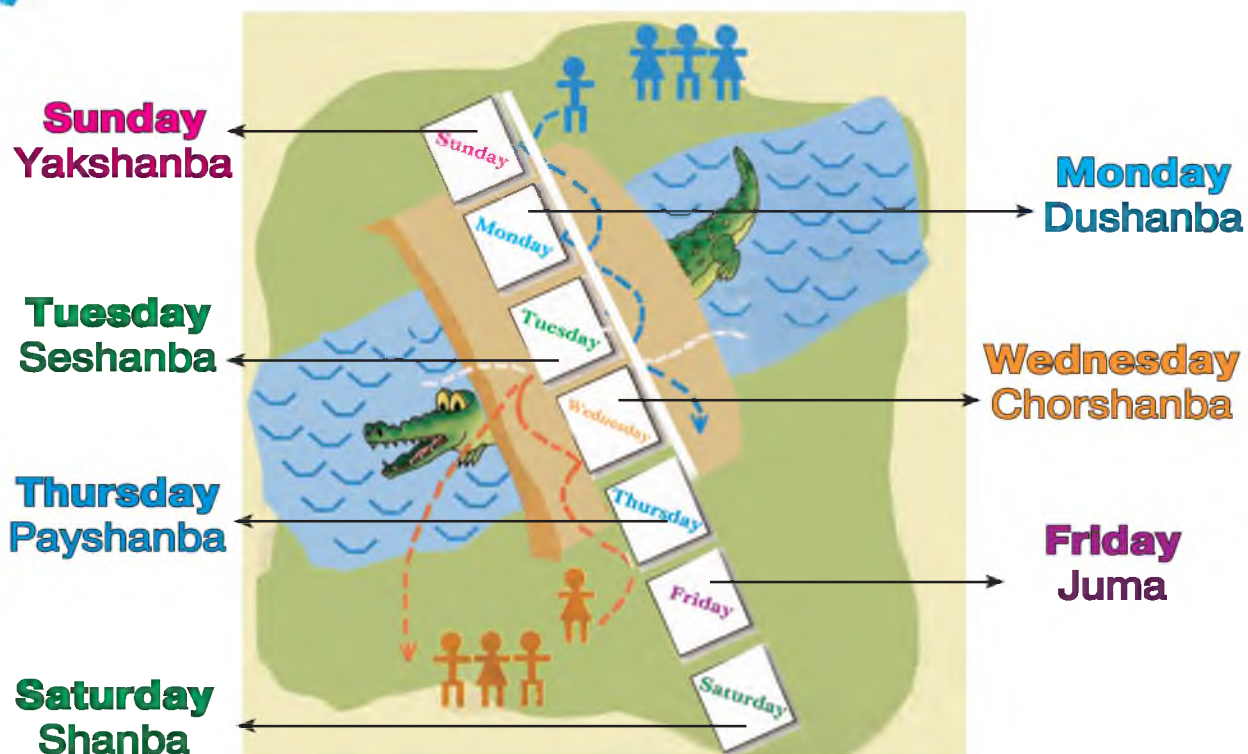
## Unit 2 Days of the week

### Lesson 3 Sunday, Monday ...

- 1  **Listen and sing.**  
Tinglang va kuylang.



- 2  **Play "Cross the river".**  
„Daryodan o‘ting“ o‘yinini o‘ynang.





3



**Write the letters.**

Harflarni yozing.

Nn



Mm

4



**Play "Do sums".**

„Misollar yeching“ o‘yinini o‘ynang.

10  
 $9+1$   
 $8+2$

$9+1=10$

$14+6=20$





20  
 $14+6$   
 $7+13$



$9+1=10$   
 Nine plus one is ten.

## Unit 2 Days of the week

### Lesson 4 Let's play!

-  **1 Listen and sing.**  
Tinglang va kuylang.
-  **2 Play "Run and take".**  
„Yugur va ol“ o'yinini o'ynang.
-  **3 Read and match.**  
O'qing va mos kelgan so'zni belgilang.
-  **4 Work in pairs. Play "Make a word".**  
Juftlikda ishleng. „So'z yasang“ o'yinini o'ynang.



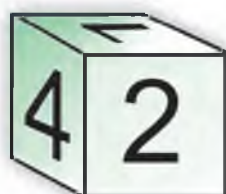
## Revision 1



**1** Play "ABC".  
„ABC“ o‘yinini o‘ynang.



**2** Play "Snakes and Ladders".  
„Ilonlar va narvonlar“ o‘yinini o‘ynang.



**Move up!** ↑  
Yuqoriga harakat qiling.

**Move down!** ↓  
Pastga harakat qiling.

25 	26	27 19+1=	28 10, 9, ..., 1	29	30 Yakshanba
24 	23 20, ..., 25	22 	21	20	19 3+5=
13 7+12=	14 Juma	15	16 Shanba	17 	18
12 3+6=	11 Payshanba	10 	9 Chorshanba	8 11+7=	7
1	2 Dushanba	3	4 5+4=	5 Seshanba	6  10, ..., 15

## Unit 3 My free time



### Lesson 1 I like ...

- 1**  **Listen and repeat.**  
Tinglang va takrorlang.



- 2a**  **Look, listen and tick.**  
Qarang, tinglang va belgilang.

- 2b**   **Play “What colour do you like?”.**  
„Qanday rangni yoqtirasiz?“ o‘yinini o‘ynang.

- 3**   **Work in pairs. Play “I like lemons”.**  
Juftlikda ishleng. „Limonlarni yaxshi ko‘raman“ o‘yinini o‘ynang.





4



**Write the letters.**

Harflarni yozing.



Oo



Pp

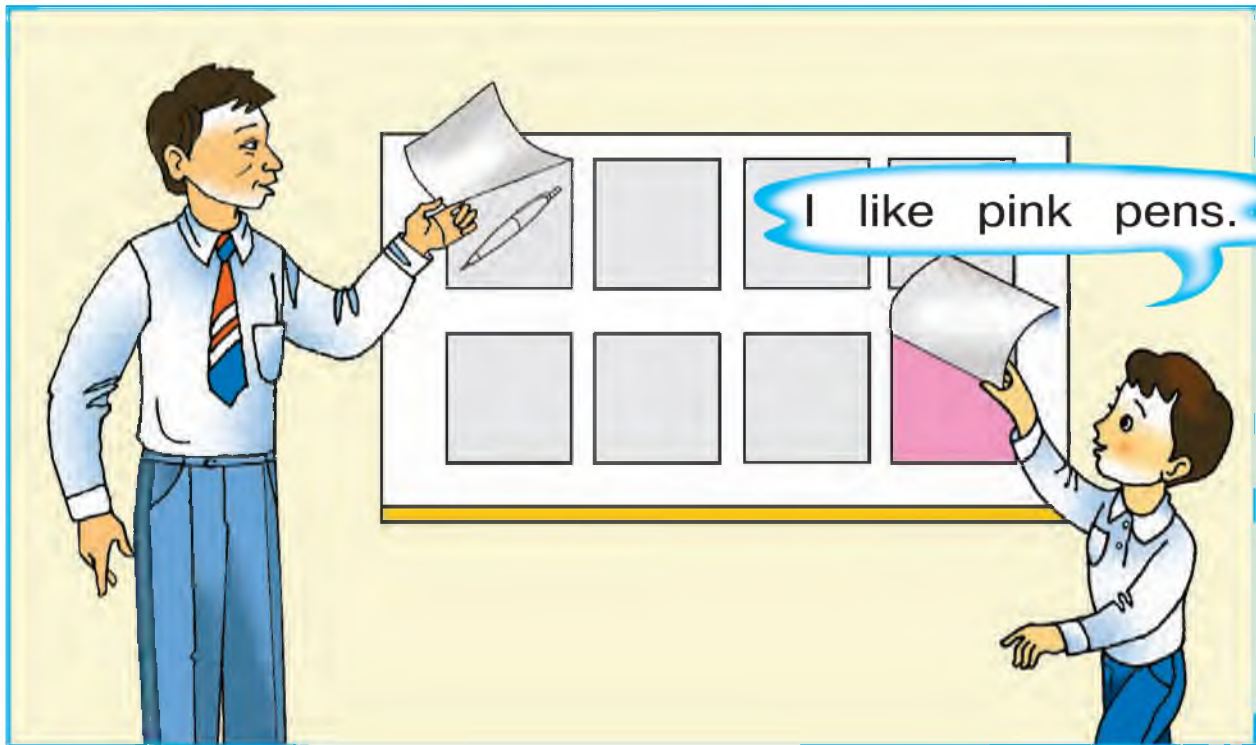


5



**Play “I like ...”.**

„Men ... ni yoqtiraman“ o‘yinini o‘ynang.




## Unit 3 My free time

### Lesson 2 On Sunday we ...

1  **Play “What’s your favourite game?”**  
„Sevimli o‘yining nima?” o‘yinini o‘ynang.

2a **Look, listen and repeat.**  
Qarang, tinglang va takrorlang.



2b  **Play “On Monday we play ...”.**  
„Dushanba kuni biz ... o‘ynaymiz“ o‘yinini o‘ynang.





3



**Write the letters.**


Harflarni yozing.



Qq

?

Rr



4



**Listen and say the chant.**

Chantni tinglang va ayting.



Monday



Tuesday



Wednesday



Thursday



Friday



Saturday,

one, two, three.

Sunday



come with me.

Monday  
on Monday

## Unit 3 My free time

### Lesson 3 What's that?

- 1a**  **Look, listen and repeat.**  
Qarang, tinglang va takrorlang.



Look! That's a lion.

And that's a tiger.



- 1b** **Point and say.**  
Ko'rsating va ayting.  
e.g. That's a ...

- 1c** **Work in pairs. Ask and answer.**  
Juftlikda ishlang. So'rang va javob bering.

**A:** (points) What's that?

**B:** That's a crocodile.

- 2**  **Play "Listen and guess".**  
„Tinglang va toping“ o'ynini o'ynang.



**A:** It's big. It can swim.

**B:** That's a crocodile.



3



**Write the letters.**

Harflarni yozing.



Tt



Ss



4



**Look and say.**

Qarang va ayting.



This is a dog.  
That's a cow.

That's a kite. =  
That is a kite.

## Unit 3 My free time

### Lesson 4 Let's play!



1

**Listen and sing.**

Tinglang va kuylang.



2

**Play "Find your pair".**

„Juftingni top“ o‘yinini o‘ynang.



4a



**Work in pairs. Make sentences.**

Juftlikda ishang. Gaplar yasang.



4b



**Play "Running dictation".**

„Yugurish diktanti“ o‘yinini o‘ynang.





3



**Write the letters.**

Harflarni yozing.



Uu



Vv

5



**Play "Look and say".**

„Qarang va ayting“ o‘yinini o‘ynang.



6



**Play "ABC".**

„Alifbo“ o‘yinini o‘ynang.


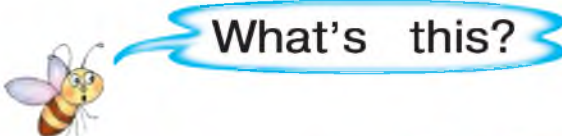



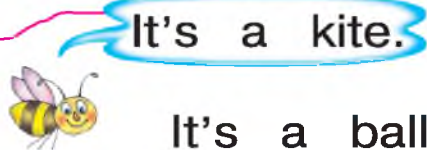
## Unit 4 My hobby



### Lesson 1 I collect trains.



**1**  **Listen and repeat.**  
Tinglang va takrorlang.



**2a** **Look, read and match.**  
Qarang, o'qing va rasmga mos gapni toping.



  What's this?



  It's a kite.

  It's a ball.

  It's a doll.

  It's a plane.

  It's a car.

  It's a train.

**2b**  **Read, draw and write.**  
O'qing, chizing va yozing.

**2c**  **Play "I collect trains".**  
„Poyezdlar to'playman“ o'yinini o'ynang.



3



**Write the letters.**

Harflarni yozing.

Xx



taxi



box

Ww



4



**Read and match.**

O'qing va matnga mos keluvchi rasmni toping.

- 1 Hi. My name's Ben. I like books.
- 2 Hello. My name's Ann. I like films.
- 3 Hello. My name's Kate. I like computer games. I have 20 computer games.



## Unit 4 My hobby




### Lesson 2 What's your hobby?

1  **Listen and sing.**  
Tinglang va kuylang.

2  **Play "What's your hobby?"**  
„Sevimli mashg'ulotingiz nima?“ o'yinini o'ynang.

e.g. **A:** What's your hobby?

**B:** My hobby's planes.



3  **Work in groups. Play "Let's play games".**  
Guruhlarda ishleng. „Keling, o'ynaymiz“ o'yinini o'ynang.







4



**Write the letters.**

Harflarni yozing.

Zz

Do you like yellow?

Yy



5



**Look, listen and read.**

Qarang, tinglang va o'qing.



Tigers and lions  
In the zoo.

Kangaroos, crocodiles,  
Zebras too.

Count the monkeys  
Two by two.

All the animals  
In the zoo.



## Unit 4 My hobby

### Lesson 3 I have eight planes.



1

**Listen and sing.**

Tinglang va kuylang.



2a

**Look, listen and write.**

Qarang, tinglang va yozing.



The illustration shows six children and their respective hobbies. Zumrad is collecting planes, Jasur is collecting kites, Lucy is collecting dolls, Zarina is collecting teddy bears, Harry is collecting toy trains and cars, and Umid is collecting toy cars. A speech bubble from Zumrad says "I collect planes." The hobbies are connected to the children by lines.

Zumrad: I collect planes.

Jasur

Lucy

Zarina

Harry

Umid



2b

**Work in pairs. Point and say.**

Guruhlarda ishleng. Ko'rsating va ayting.

e.g. **A:** (points)

**B:** My name's Zumrad. I collect planes.  
I have eight planes.



2c



**Complete the sentences.**

Gaplarni to'ldiring.



**3a** Play “Are you a parrot?”

„Siz to‘tiqushmisiz?” o‘yinini o‘ynang.

I have two legs  
and two wings.



Are you a parrot?



**3b** Play “How many legs do you have?”

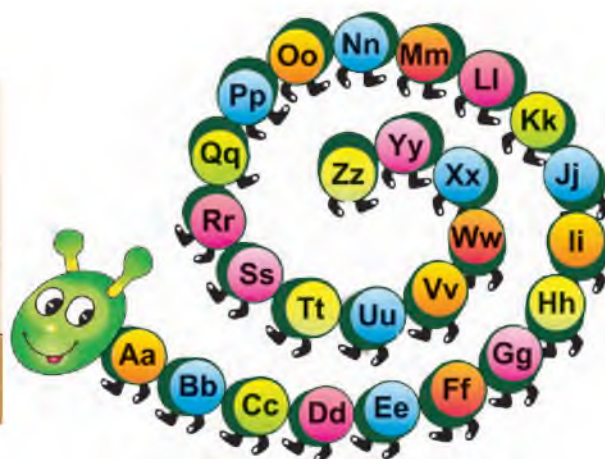
„Nechta oyog‘ingiz bor?” o‘yinini o‘ynang.

## Unit 4 My hobby

### Lesson 4 Let's play!

**1**  **Listen and sing.**  
Tinglang va kuylang.


**2a**  **Look, listen and repeat.**  
Qarang, tinglang va takrorlang.




**2b**   **Sing "ABC song".**  
„ABC qo'shig'i"ni kuylang.

**2c**   **Look and complete.**  
Qarang va tugallang.



**3**  **Play "ABC".**  
„Alifbo" o'ynini o'ynang.



**4**  **Play "Name Line".**  
„Ismingiz tartibi bo'yicha saflaning" o'ynini o'ynang.



## Revision 2

**1**  **Work in pairs. Play “Make a word”.**  
Juftlikda ishleng. „So‘z yasang“ o‘yinini o‘ynang.

**2**  **Listen, repeat and do.**  
Tinglang takrorlang va bajaring.






**3**  **Work in pairs. Play “Questions”.** **Choose a colour and a category.**  
Juftlikda ishleng. „Savollar“ o‘yinini o‘ynang. Mos kelgan rang va toifani tanlang.

e.g. **A:** Name, pink.

**B:** What’s his name?



His name is ...

Points	Name	Favourite	Hobby
5	What’s your name?	What’s your favourite colour? 	What’s your hobby?
10	What’s his name? 	What’s your favourite day?	What’s his hobby? 
15	What’s her name? 	What’s your favourite season?	What’s her hobby? 

## Unit 5 My day off

### Lesson 1 We like playing tag.

1a  Look, listen and repeat.



watching TV



playing see-saw



Bingo!

playing games



playing tag

playing hopscotch



1b  Work in pairs. Point and say.

e.g. A: (points).

B: Playing hopscotch.

2 Listen and repeat.

Playing hopscotch,

Playing games,

Playing see-saw,

Playing tag.

3a  Play "I like playing tag".

3b  Work in groups of 4. Play "You like ...".

e.g. A: (mimes).

B: You like playing hopscotch.

4  Write the sentences.

I like playing  
I like running

Unit 5 My day off

Lesson 2 Do you like ...?

1  Sing the song.


2a  Look, listen and repeat.

Do you like jumping a rope?

Do you like swimming?



Yes, we do.



No, I don't.

2b  Work in pairs. Play "Ask and answer".

A: Do you like jumping?



B: No, I don't. (Yes, I do.)

Do you like climbing?



No, I don't.

3a  Listen and tick.

3b  Complete the sentences.

Do you like ...?

Yes, I do. / No, I don't.

Unit 5 My day off

Lesson 3 I don't like ...

1  Listen and sing.

2a  Look, listen and repeat.



1 Hello! My name's Beeny.

2 Granny, do you like flowers?  
Yes, I do. I like flowers! My favourite season is spring.

3 I like sunny days. I don't like rainy days.

4 Grandad, do you like playing tag?  
No, I don't. I like honey and counting. And I don't like lazy boys!

2b   Look, read and match.

3a  Listen and repeat.  
grass water corn carrot cabbage

3b  Read and match.

3c  Play "They like/ don't like ...".

I like sunny days.  
I don't like rainy days.



Unit 5 My day off

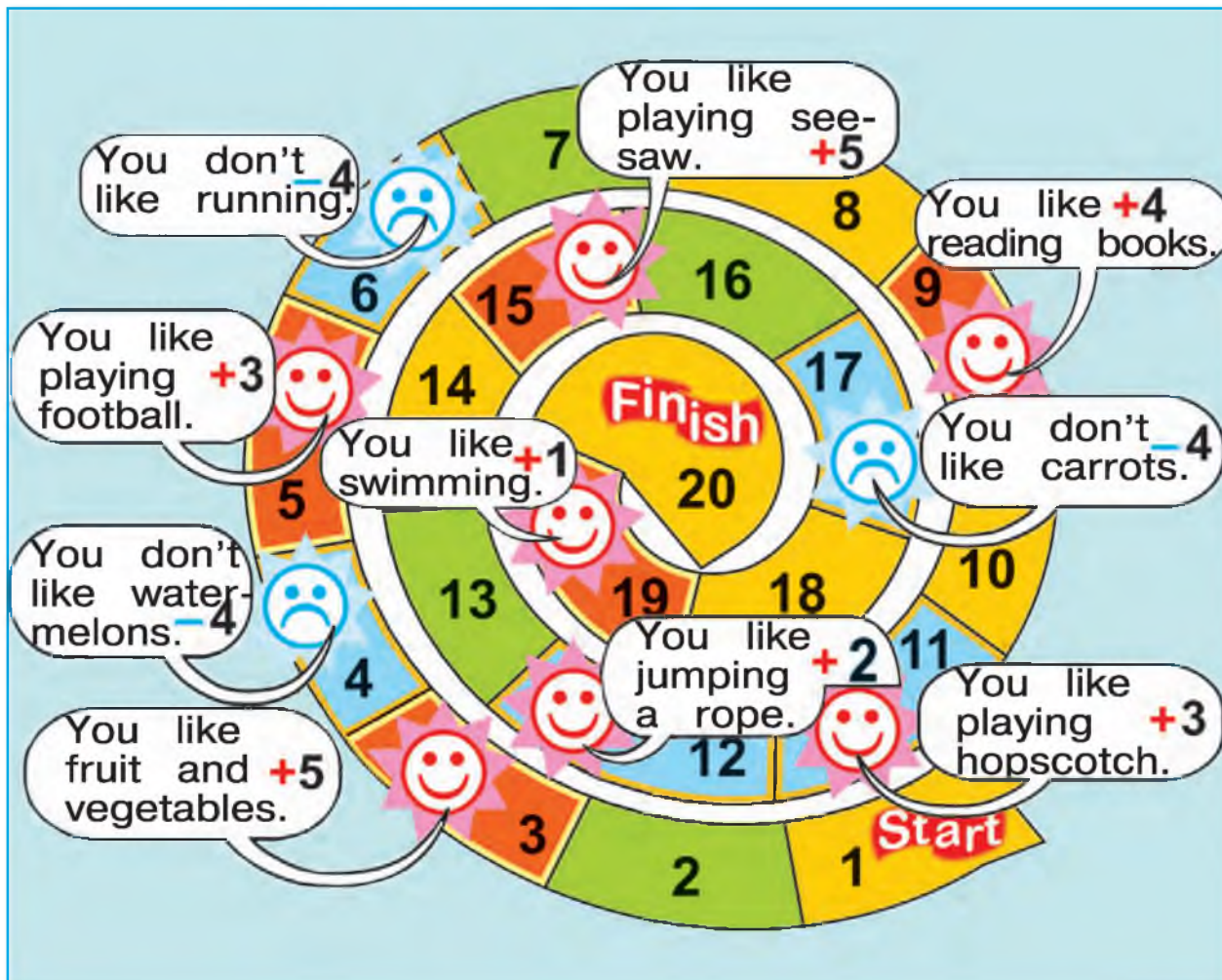
Lesson 4 Let's play!

1a  Look, listen and repeat.



1b  Sing and play.

2  Play "You like / don't like ...".



## Unit 6 School things

### Lesson 1 Eleven, twelve ...

1  Listen and sing.

2a  Look, listen and repeat.

one	eleven
two	twelve
<b>three</b>	<b>thirteen</b>
four	fourteen
<b>five</b>	<b>fifteen</b>
six	sixteen
seven	seventeen
<b>eight</b>	<b>eighteen</b>
nine	nineteen
ten	twenty



2b   Write the numbers.

3   Play “Numbers”.

4   Play “More. Less”.

5  Play “How old is your sister?”

## Unit 6 School things

### Lesson 2 We have ...

1  Listen and sing.

2  Look, listen and repeat.



an album



a pencil case



a sharpener

3  Play "Memory game".

an eraser

4   Play "Numbers".

5a  Work in groups of 4.  
Play "We have ...".

colour pencils

We have five pink pens.



5b  Play "Reporting".



A: We have ten blue pencils.

B: We have seven blue pencils.

6   Play "Run and tap".



## Unit 6 School things

### Lesson 3 Can I have a pen, please?



**1 Listen and sing.**



**2 Write the words in the right column.**



**3a Look, listen and repeat.**

Can I have a somsa, please?

Thank you.

Here you are.



**3b**



**Look and complete.**



**3c Work in pairs. Play "Can I have ... ?"**

**A:** Can I have a ...?

**B:** Yes, here you are.

**A:** Can I have a ...?

**B:** No, sorry.



**4 Look and do.**



**5 Work in groups of 4/5. Play "Please".**

**A:** Can I have a pen?

**B:** No, sorry.

**A:** Can I have a pen, please?

**B:** Yes. Here you are.

## Unit 6 School things

### Lesson 4 Let's play!

1  Listen and sing.

2  Look, listen and repeat.

What's in your bag?



I have pens,  
books, pencils,  
a hot dog ...



It's not a hot  
dog. It's a  
"hot cat!"



Oh, no!

Meow ...



3   Play "What's in your bag?"

4   Play "Five questions".

5   Play "Bingo".

6  Silent picture dictation.

## Revision 3

1 Play "Memory game".



2 Play "I like .../don't like ...".

e.g. I like bananas. I don't like apples.

3 Play "Numbers".



4 Work in pairs. Ask and answer.

1 3 5 10 12 15 16 17 18 20

e.g. Pupil 1: Blue.

Pupil 2: One.



5    Play "Make a word".




## I can ...

6 Work in pairs. Do the quiz "I can ...".

1) I can say the ABC.

Alifboni ayta olaman.



2) I can speak and write about my family.

Oilam haqida gapirib, yoza olaman.

e.g. I have ...

3) I can say the days of the week.

Hafta kunlarini ayta olaman.

e.g. Monday ...

4) I can speak about my hobby.

Sevimli mashg'ulotim haqida gapira olaman.

e.g. My hobby's ...

5) I can count, read and write from 1 to 20.

1 dan 20 gacha sanay, o'qiy va yoza olaman.

## Unit 7 My school

### Lesson 1 Our school is big.

1  Listen and repeat.

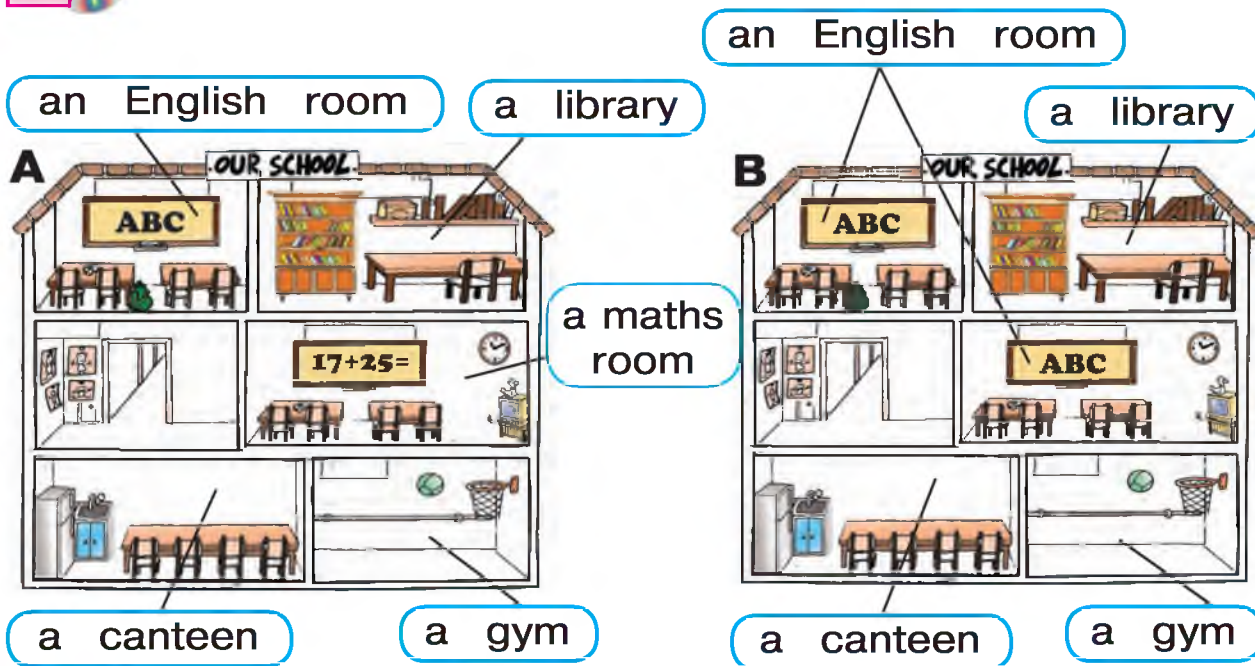
2a Look, listen and repeat.

our school classroom  
library gym canteen

2b Work in pairs. Point and say.

3 Look, listen and do.

4a  Look, listen and guess.



4b  Work in pairs. Look and write.

4c  Work in pairs. Show and say.

e.g. This is our school.

It's ... .

We have ... .

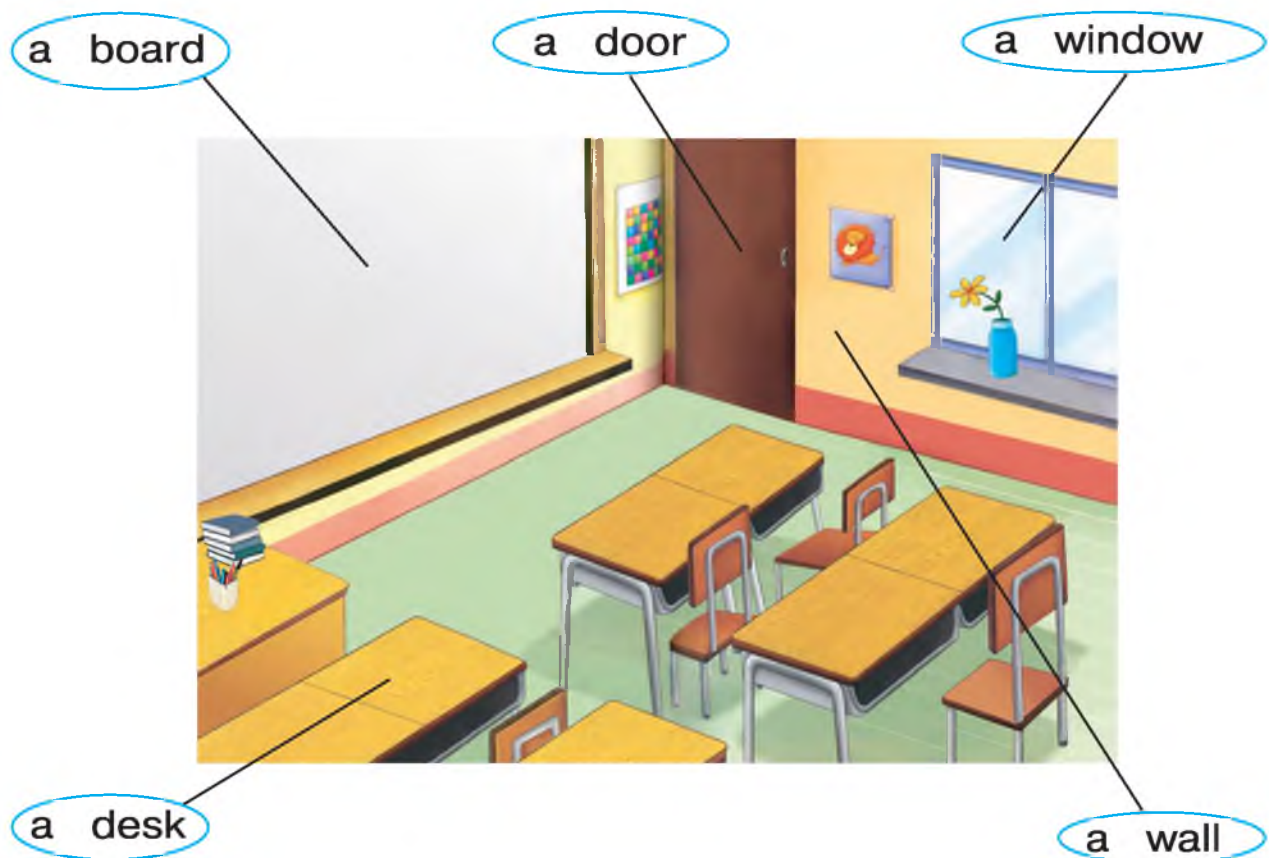
## Unit 7 My school

### Lesson 2 The door is brown.

1  Listen and repeat.

2 Listen and complete.

3a  Look, listen and repeat.



3b  Play "Run and tap".

4  Read and stick.

5  Look and complete.

6  Look and write.



Unit 7 My school

Lesson 3 Is this ...?

1a Look and say.

Good morning, Mr Brown.

This is my teacher, Mr Brown.

Good morning.

This is my teacher, Mrs Green.

Good morning.

Good morning, Mrs Green.

1b Work in threes. Play "Teachers".


2 Look, listen and point.

3 Look and read.

Is this a library?



Is this a library?



Where's the library?

Oh, no! This is a gym.

No, it's an English room.



Is that a library?



No, it's a canteen.

Is this a library?



Hm...

Yes. Do you like reading books?







4   Look and complete.



## Revision 4

1  Play "Make a word".

2 Work in two teams. Choose and Say.

Points	Classroom	School	Read and answer	Read and do
1	<p>This is ... .</p> 	<p>That is a ... .</p> 	<p>What colour is the door?</p>	<p>Stand up, go to the board and say: "This is my teacher Mrs/Mr ...".</p>
2	<p>The books are ... .</p> 	<p>Is this ...?</p> 	<p>What's this?</p> 	<p>Look and say the time.</p> 
3	<p>Complete. Desk, board, ..., ... and ... .</p>	<p>Say five school rooms.</p>	<p>What's on the table?</p>	<p>Go to the door. Open it. Say "Good bye".</p>
4	<p>Our class-room is ... .</p>	<p>Our library is ... .</p>	<p>What's in your class-room?</p>	<p>Say seven days of the week.</p>

## I can ...

### 3 Work in pairs. Do the quiz "I can ...".

#### 1) I can speak about school things.

O'quv qurollari haqida ayta olaman.

e.g. I have ... It's ...



#### 2) I can say and write about my free time.

Bo'sh vaqtim haqida aytib, yoza olaman.

e.g. I like ...

#### 3) I can say and write about my Sunday.

Dam olish kunim haqida gapirib, yoza olaman.

e.g. On Sunday I ...

#### 4) I can use "This is ..." and "That is ..." in sentences.

"This is ..." va "That is ..." iboralarini gaplarda ishlata olaman.

e.g. This is a book. That is a door.

#### 5) I can ask questions using "Is this ...?/Is that ...?" and answer them.

"Is this ...?/Is that ...?" iboralarini yordamida savollar bera olaman va ularga javob bera olaman.

Is this a dog?



Is that a kite?



## Unit 8 Time

### Lesson 1 In the morning

1 Sing the song.

2  Look and say.



morning

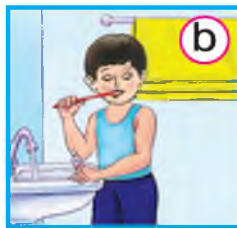


afternoon



evening

3a  Read and complete the table.



1 get up 2 brush teeth 3 have breakfast 4 go to school 5 play games 6 watch TV

3b Play “Point and say”.

3c Work in pairs. Play “Miming”.

e.g. A: Brush teeth. B: (mimes).

4 Work in pairs. Listen and say.

e.g. A: I get up ... . B: ... in the morning.

5   Write three sentences.

e.g. I brush teeth in the morning.

## Unit 8 Time

### Lesson 2 It's 2 o'clock.

1  Look, listen and say.



It's 2 o'clock.



It's 2.30.

2  Look and do.




3   Listen, repeat and write the time.

4  Play "My favourite time".

e.g. A: What's your favourite time?

B: It's three o'clock. (I play games.)

5   Play "Clock".




6   Play "Time Bingo".

## Unit 8 Time

### Lesson 3 What's the time, Mr Wolf?

1  **Work in pairs. Listen and repeat.**



2   **Work in pairs. Ask and complete.**

3  **Play "What's the time, Mr Wolf?"**

4a **Look and say.**

at  = at eight o'clock

at  = at twelve thirty

4b  **Play "I get up at 7 o'clock".**

e.g. **A:** Get up.

**B:** I get up at 7 o'clock. Have breakfast.

**C:** I have breakfast at ... .

5   **Write three sentences.**

e.g. I have breakfast at 7.30.






## Revision 5

1   Play “Backdrawing”.

2   Play “What’s the time?”



3 **Work in pairs. Do the quiz “I can ...”.**  
Juftlikda „Men qila olaman“ viktorinasini bajaring.

1) **I can ask about and say the time.**

Vaqt haqida so‘rab, ayta olaman.

**e.g.** – What’s the time? – It’s eight o’clock.



2) **I can use the prepositions of time: in, at, on.** *In, at, on* payt predloglarini ishlata olaman.

**e.g.** in the evening, at 7 o’clock, on Wednesday.

3) **I can make sentences with time.**

Men vaqtlar bilan gaplar yasay olaman.


**e.g.** I have breakfast at 7 o’clock.

## Unit 9 School subjects

### Lesson 1 My favourite subject

1  Listen and repeat.

2a  Look, read and match.



2b  Listen and repeat.

3  Play “What’s your favourite subject?”

A: What’s your favourite subject?

B: English. What’s your favourite subject?

4a  Look and write.

4b Work in group of 4. Listen and guess.








PE = Physical education

## Unit 9 School subjects

### Lesson 2 Sevara likes maths.

#### 1 Look, say and write.

gets up, has breakfast, plays games, goes to school, reads books, watches TV

 6.00	 6.30	 4.00	 5.30
 7.00	 7.30	 9.00	

e.g. Sevara gets up at 6 o'clock.  
Sevara brushes her teeth at 6.30.

#### 2 Play "She likes music. I like maths".

#### 3a Work in groups of 4. Ask and write.

#### 3b Play "Reporting".

e.g. Rustam gets up at 6. Madina gets up ... .

#### 4 Read and say about Diana.

e.g. Her name's Diana. She lives in London.

My name's Diana. I live in London. I get up at 6.30. I have breakfast at 7. I go to school "Green". I like my school. We have reading, writing, maths, music, PE and art.

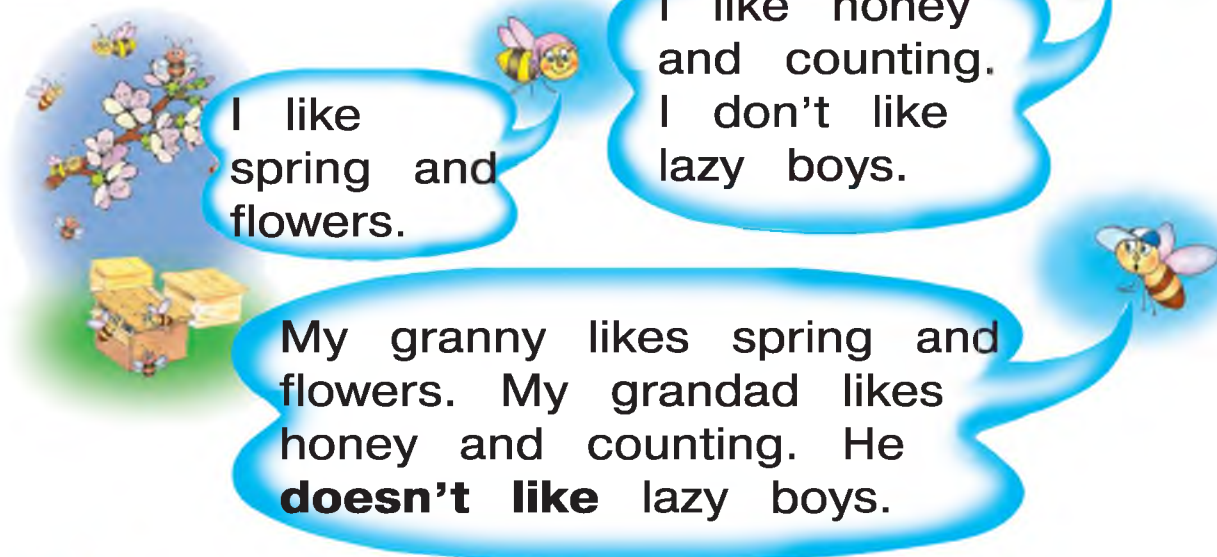
read	—	reads
watch	—	watches
have	—	has

## Unit 9 School subjects

### Lesson 3 Sevara doesn't like ...

1  Listen and sing.

2 Look and read.



3  Play "I don't like ...".

e.g. A: I don't like singing.

B: He doesn't like singing.

4a  Work in groups. Play "Do you like ...?"

e.g. A: Do you like English?

B: Yes. Do you like music?

A: No, I don't.

4b Report to the class.

e.g. Amir likes English. He doesn't like music.

5  Play "Listen and guess".

e.g. A: She likes English and music.

She doesn't like maths.

B: Kate?

I don't like ...  
He / She doesn't like ...

## Unit 9 School subjects

### Lesson 4 Let's play!

1  Sing the song.



2  Play "When do you have music?"

e.g. **A:** (throws a ball). When do you have art?

**B:** On Friday.

music, English, PE, maths, reading,  
art, Uzbek, Russian

3  Play "Tic Tac Toe".

## Revision 6

- 1** Work in pairs. Look, match and say.  
e.g. We count at maths lessons.



- 1 We count ...
- 2 We read, write and speak English ...
- 3 We play football ...
- 4 We sing songs ...



- a) at music lessons.
- b) at PE lessons.
- c) at maths lessons.
- d) at English lessons.

- 2** Work in teams. Choose and say.

e.g. Days of the week, 10 points.

Days of the week	School things	School subjects	Time	Like playing/doing
10	10	10	10	10
20	20	20	20	20
30	30	30	30	30
40	40	40	40	40

- 3** Work in pairs. Play "Make a word".

## I can ...

### 4 Work in pairs. Do the quiz "I can ...".

- 1) **I can say sentences with parts of the day.**  
Kun qismlari bilan gaplar ayta olaman.  
**e.g.** I go to school in the morning. I watch TV in the afternoon.



- 2) **I can read and draw clocks.**  
Men soatlarni aytib, chiza olaman.  
**e.g.** It's 8 o'clock.

- 3) **I can speak about school subjects.**  
Men maktabdagi fanlar haqida gapira olaman.  
**e.g.** My favourite subjects ... .

- 4) **I can speak about my day.**  
Men kun tartibim haqida gapira olaman.  
**e.g.** I get up at ... .



- 5) **I can say what I do at the lessons.**  
Darslarda nima qilishim haqida gapira olaman.  
**e.g.** I read and write ... .
- 6) **I can say what my friend likes and doesn't like.** Men do'stimning nimalarni yoqtirishi va yoqtirmasligi haqida gapira olaman.  
**e.g.** My friend likes ... . He doesn't ... .
- 7) **I can ask and say when we have lessons.**  
Darslarimiz qachon bo'lishi haqida so'rab, ayta olaman.  
**e.g.** — When do you have English?  
— On Tuesday and Thursday.

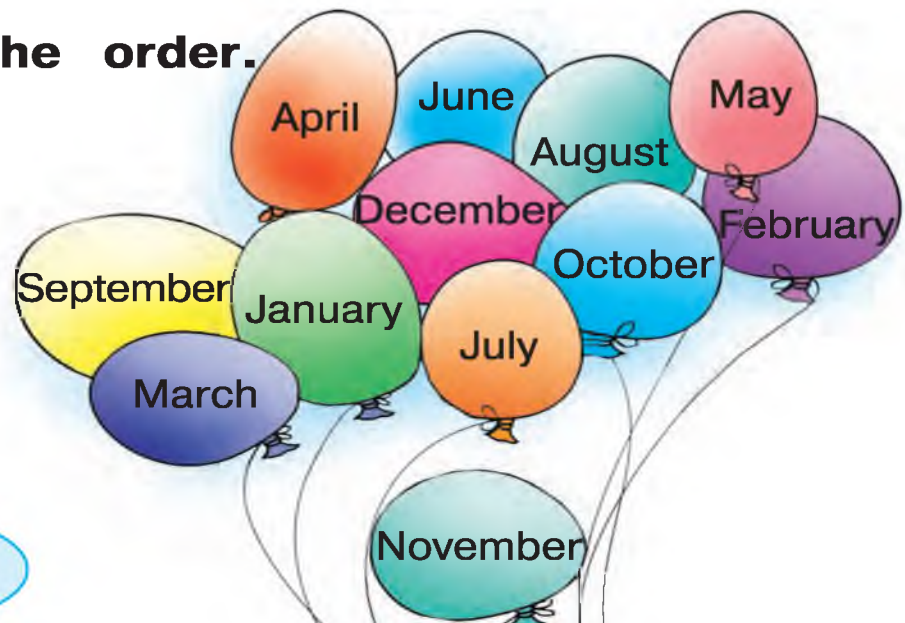
## Unit 10 Months

### Lesson 1 January, February ...

**1a** Look and say in your mother tongue.

**1b** Write the order.

**1c** Check.



**2** Play "Say in order".

A: September.

B: October.

**3a** Look and guess.

Dec	Sep	Mar	Jun	Aug	Oct
Jul	May	Apr	Jan	Nov	Feb

**3b** Work in groups. Play "Write a month".

**4** Play "Bingo".

**5** Put the months in alphabetical order.

e.g. 1 April 2 ...



## Unit 10 Months

### Lesson 2 There are 30 days in ...

**1**  Listen and repeat.

There is one calendar.

**2a**  Look, listen and repeat.

There are four pictures.



**2b**  Play "There is ... There are ...".

e.g. **A:** There is a door.

**B:** There are doors.

**A:** There is a ...

**3a** Look and say.

four weeks	in	a month
twelve months		a year
four seasons		
30 days		January
31 days	February	
28 days	March	

There are four weeks in a month.



**3b**  Look and complete.

**4a**  Play "There are 30 days in ...".

**4b**  Write three sentences.

e.g. There are thirty days in September.



21 = twenty-one

## Unit 10 Months

### Lesson 3 What's your favourite ...?

1  Listen and repeat.

cold hot  
warm cool

2a  Play "Listen and point".

2b  Look and say.

rainy snowy sunny  
windy cloudy



It's cold in winter.  
It's snowy in winter.

3  Work in pairs. Play "Spring. It's warm in spring".

e.g. A: Spring. B: It's warm in spring.

4a  Play "Seasons".

4b  Play "Our favourite season".

Our favourite  
season is summer.

It's hot in  
summer.

There are  
three months  
in summer.

We can  
jump a  
rope.



## Unit 10 Months

### Lesson 4 Let's play!

- 1  Listen and repeat.

My birthday  
is in July.

- 2  Play "Months quiz".

My birthday is  
in November.

- 3  Look, read and complete.

- 4a Look, read and translate.

- 4b Listen and repeat.

When's your  
birthday?

It's in November.

- 5  Play "Birthday line".

A: When's your birthday?

B: It's in September.

- 6  Play "Backdrawing".



When's your birthday? =  
When is your birthday?  
It's in September. =  
It is in September.

## Revision 7

### 1 Read and complete the table.

**Ali:** My birthday month starts with 'A'. It has five letters.

**Zarina:** My birthday month has two "o" letters.

**Amir:** Summer starts in this month. I have my birthday.

**Muslima:** My birthday month starts with 'J'. It has seven letters.

**Soliha:** My birthday and Navruz are in this month.

**Botir:** My birthday month has 28 or 29 days.

### 2 Play "My birthday month".

### 3 Play "Do sums".

### 4 Listen and find the odd one out.



## Unit 11 Holidays

### Lesson 1 I like presents.

1  Listen and sing.

2a   Look, listen and match.



2b Look, read and match.



My birthday month has two "u" letters.

August.



3  Play "My birthday month".

4a  Work in pairs. Play "I like my present".

e.g. A: I like my present. It's black and white.  
B: A ball.



4b   Draw and write.

## Unit 11 Holidays

### Lesson 2 It's in September.

1  Listen and sing.

2a  Listen, read and match.



① It's my birthday! My birthday is in June. We sing, dance, play games, and eat cakes.



② We live in Mexico. We have Independence Day. It's in September.



③ I live in Korea. We have Earth Day in April. We plant flowers and trees.

2b  Read and match.

3  Work in pairs. Play "Listen and say".

e.g. A: Independence Day.

B: It's in September.

4  Work in groups. Play "Look and guess".

e.g. Group 1: Good morning, granny.  
Happy holiday!

5   Complete the sentences.

## Unit 11 Holidays

### Lesson 3 Happy Navruz!

**1a** Look and say what holiday it is.



**1b** Complete the flower diagram for Navruz.

**2a** Read the texts and find the words.

special food parade



They live in Mexico. December is their favourite month. They have a special holiday. They sing songs and eat special food. They play games. It's a lot of fun!

They live in Korea. May is their favourite month. They have a special holiday for children. They play games, go to parades and eat special food. Children get presents. It's a lot of fun!



**2b**  Listen and repeat.

**3a**  Complete and read your story.

**3b**  Play "Listen and guess".

## Unit 11 Holidays

### Lesson 4 Let's play!

1  Listen and sing.

2  Play "Put in order".



Navruz      Women's Day      Independence Day  
New Year's Day      Teachers' Day      birthday



3  Play "Bingo".

4  Play "Find your partner".



## Revision 8

1  Work in groups of 4. Play “Months and holidays”.



**Move up!** ↑  
Yuqoriga harakat qiling.

**Move down!** ↓  
Pastga harakat qiling.

24 New Year's Day	23 Dec, 8	22 Dekabr	21 Kuzgi ta'tillar	20	19 Oct, 1
13 Oktabr	14 Sep, 1	15	16 Sentabr	17 Avgust	18
12 Iyul	11 Yozgi ta'tillar	10 Iyun	9	8 May	7 Aprel
1 Yanvar	2	3 Fevral	4 Mart	5 March, 8	6 Navro'z

2  Play “Make a word”.

## I can ...

### 3 Work in pairs. Do the quiz "I can ...".

1) **I can write and say the months in order.**  
Oylarni tartib bo'yicha yozib, ayta olaman.  
**e.g.** January, ...

2) **I can use the short forms of months.**  
Oylarning qisqa shaklini ishlata olaman.  
**e.g.** Feb – February, ...

3) **I can count from 1 to 31.**  
1 dan 31 gacha sanay olaman.



4) **I can use "There is .../There are ...".**  
"There is .../There are ..." ishlata olaman.  
**e.g.** There is a calendar on the wall.  
There are thirty days in April.

5) **I can name the holidays in Uzbekistan.**  
O'zbekiston bayramlarini ayta olaman.  
**e.g.** Navruz, ... .

6) **I can say when my birthday is.**  
Tug'ilgan kunim oyini ayta olaman.  
**e.g.** My birthday's in ... .

7) **I can say when the holidays are.**  
Bayramlar qachon nishonlanishini ayta olaman.  
**e.g.** Navruz is in March.





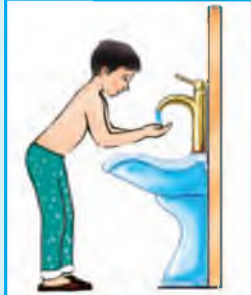




8) **I can ask a question about birthday.**  
Tug'ilgan kun haqida savol bera olaman.  
**e.g.** "When ...?"

## Unit 12 My day

### Lesson 1 I make my bed.

**1a**  Look, listen and repeat.

**1b** Work in pairs. Point and say.

 <p>make (my) bed</p>	 <p>do morning exercises</p>	 <p>wash (my) face and hands</p>	
 <p>get dressed</p>	 <p>comb (my) hair</p>	 <p>have lunch</p>	 <p>do homework</p>

**1c**  Play "Find your partner".

**2**  Work in pairs. Play "Robot".

e.g. **A:** Make your bed.  
**B:** (mimes).

**3**  Work in pairs. Play "My day".

**4**  Look and write.



I make my bed.  
You make your bed.

## Unit 12 My day

### Lesson 2 It's time ...

**1a** Look, listen and repeat.

**1b**  Look, read and match.



**2a**  Play "Listen and say".

e.g. **A:** Get dressed.

**B:** It's time to get dressed.

**2b**  Work in groups. Play "It's time ...".

e.g. **Gr A:** Have breakfast.

**Gr B:** It's time to have breakfast.

**3a**   Listen and draw the time.

**3b**   Play "What's the time?"

**4**   Write the sentences.

## Unit 12 My day

### Lesson 3 You are late!

#### 1a Read and match.

I'm sad.

I'm happy.

I'm tired.

I'm hungry.

I'm late.

I'm busy.

Men baxtliman.

Men kech goldim.

Men charchadim.

Men g'amginman.


Men bandman.

Mening qornim och.

#### 1b Look and write.

#### 2 Look, read and find the correct sentence.

a) Tom is a lazy boy.      b) Tom is a busy boy.



#### 3a Sing the song.

#### 3b Read the poem.

I am happy.

You are happy.

He is happy.

She is happy.

We are happy.

You are happy.

They are happy too!

#### 3c Work in pairs. Write your poem.

## Unit 12 My day

### Lesson 4 Let's play!

1  Sing the song.

2a  Work in groups. Play "Time".



2b  Work in groups. Play "Make a clock line".

2c  Work in groups. Play "Clock salad".

## Revision 9

1   Play "What's the time?"

2  Work in pairs. Play "Ask and answer".

e.g. A: What's the time?

B: It's six o'clock.

It's time to get up.




## Unit 13 Clothes

### Lesson 1 She has a pink dress.

1  Listen and sing.

2a Look, listen and repeat.



2b  Play "Look and say".

3a Look, read and find Malika.

**Malika:** Look ... I like this T-shirt. Do you like it?

**Ziyoda:** Yes, it's nice. I like the colour. It's my favourite. I like orange.

**Malika:** I don't like orange. My favourite colours are blue and pink.

3b  Work in pairs. Play "Listen and point".

4a  Look and make sentences.

He	has	a blue	dress.
She		a pink	T-shirt.
		a yellow	cap.
		an orange	hat.

4b   Write three sentences.



## Unit 13 Clothes

### Lesson 2 Where are my shorts?

1  Listen and sing.


2a Look and match.

1 trousers      3 jeans  
2 shorts        4 trainers



2b Look, listen and repeat.

3a Look, read and point.



3b  Work in pairs. Play "Where are my shorts?"

A: Where is/are my ... ?

B: It's/They are ...

4  Play "Picture dictation".

5  Look and write.

## Unit 13 Clothes

### Lesson 3 Do you like your uniform?

1  Listen and sing.

2a Look, listen and repeat.

wear a uniform a doctor  
a pilot a jacket  
a cook cooking



2b Work in pairs. Point and say.

A: (points)

B: She is a doctor. She wears a uniform. Her uniform is ...

2c  Look, listen and point.

3a Look, read and find.





I like my school. This is our school uniform. Girls wear red skirts, white shirts and red jackets. Boys wear red trousers, white shirts and red jackets.

3b  Choose and complete.

4   Write the words in the right box.

## Unit 13 Clothes

### Lesson 4 Let's play!

- 1 Listen and sing.
- 2  Play "Simon says".
- 3  Play "Describe and guess".

e.g. She has ...



- 4  Work in pairs.  
 Find five differences.

**A:** Look at this picture.

**B:** Look at page 85.

**A:** The girl has a white hat.

**B:** The girl has a red hat.



## Revision 10

1  Play "Listen and run."

e.g. A: I have blue jeans.

B: I have a purple cap.

2  Play "I have a T-shirt".

3  Play "Running dictation".



## I can ...

4 Work in pairs. Do the quiz "I can ...".

1) I can describe clothes.

Men kiyimlarni tasvirlay olaman.

e.g. He has a white T-shirt.

2) I can write what clothes I have.

Men qanday kiyimlarim bor ekanligini ayta olaman.

e.g. I have a yellow cap.

3) I can write about school uniform.

Men maktab formasini tasvirlab yoza olaman.

e.g. I like our school uniform. Girls wear ...

- 4) **I can describe uniforms of doctors, cooks and pilots.** Men shifokorlar, oshpazlar va uchuvchilar formalarini tasvirlay olaman.  
e.g. Pilots wear a uniform. They wear ...
- 5) **I can use words (happy, sad, tired, busy, hungry).** (Happy, sad, tired, busy, hungry) so'zlarini ishlata olaman.  
e.g. I am happy.



- 6) **I can say where the clothes are ('on', 'in', 'under').**  
Men 'on', 'in', 'under' va h.k. predloglar yordamida kiyimlar qayerda joylashganini ayta olaman.  
e.g. The cap is on the table. The jeans are under the chair.
- 7) **I can ask where the clothes are.**  
Men kiyimlar qayerda ekanligini so'ray olaman.  
e.g. Where is my shirt? Where are my jeans?
- 8) **I can say about my daily routine.**  
Men kun tartibim haqida ayta olaman.  
e.g. I get up at ... .
- 9) **I can use "It's time ...".**  
e.g. It's time to get up.

## Lesson 4 Let's play!

4



**Work in pairs.**  
**Find five differences.**

- B:** Look at this picture.  
**A:** The girl has a white hat.  
**B:** The girl has a red hat.



**Unit 14 The world of fairy tales**

**Lesson 1 I like cartoons.**

**1 Answer the questions.**

Do you like cartoons?

What cartoons do you know?

Do you know Little Red Riding Hood?

**2a Look, listen and repeat.**

**2b Find the words in the wordlist.**

Hello, Mr Wolf.

Hello, Little Red Riding Hood.

tasty little meet eat up cartoon

Granny, what big eyes you have!

Granny, what a big nose you have!

**2c Look and read.**

Hello, granny.

Hello, Little Red Riding Hood.

Granny, what long ears you have!

Granny, what big teeth you have!

**2d Look and match.**

**3 Answer the question.**

What is the end of the cartoon?

**4 Work in pairs. Act out.**

Yes! I like little girls. Yum, yum, yum. They are tasty.

## Unit 14 The world of fairy tales

### Lesson 2 On the farm

1  Listen and sing.

2a Answer the questions.

- 1 Where are the animals?
- 2 What animals can you see?
- 3 What can they do?



2b  Look in the wordlist.

donkey mouse tail

3a Read and say what horses can do.

Horses are big animals.  
They are white, black and brown.  
They can run, jump and swim.  
They like eating grass.



3b  Choose an animal and write.

4  Work in pairs. Play “What animal am I?”

e.g. **A:** I live on the farm. I can run and jump.  
I like eating grass. I have four legs and  
a long tail. I am brown.

**B:** Are you a horse?

**A:** Yes!

**Unit 14 The world of fairy tales**

**Lesson 3 Let's go to Susambil!**

**1 Answer the questions.**

Do you know the story "Susambil"?  
Where do the animals want to go? Why?

**2a Find the words in the Wordlist.**

fresh air      clean water      bull



**2b Listen, look and say.**

Where do you go?



What is Susambil?

I want to go to Susambil, too.

I want to go to Susambil.

Let's go to Susambil!



There's a lot of grass, fresh air, and clean water there.



Where do you go?

We want to go to Susambil, too.

Where do you go?

We want to go to Susambil. There's a lot of grass, fresh air, and clean water there.

Let's go to Susambil!



Where do you go?

I want to go to Susambil, too.

We want to go to Susambil. There's a lot of grass, fresh air, and clean water there.

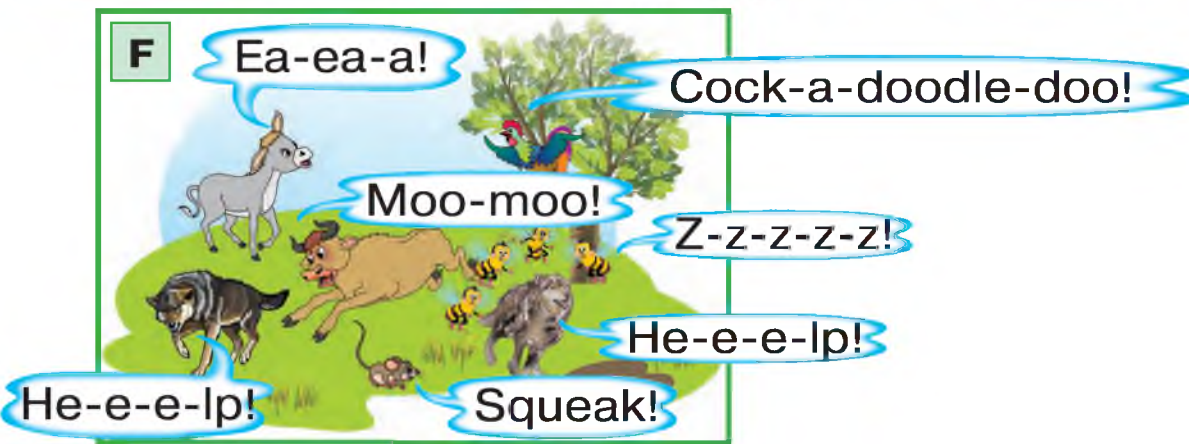

Let's go to Susambil!





Unit 14 The world of fairy tales

Lesson 3 Let's go to Susambil!



3 Work in groups. Discuss and say the end of the story.

Lesson 4 Let's play!

1 Play "Simon says".

2 Work in teams. Choose and say.

Sing a song	Likes and dislikes	The days of the week	The months	The seasons
10	10	10	10	10
20	20	20	20	20
30	30	30	30	30

## Revision 11

- 1**  **Work in groups of 3. Play “Look and say”.**

classroom things	school subjects	animals
e.g. eraser	English	elephant

- 2** **Work in pairs. Ask and write.**

**A:** What's your favourite game?

**B:** ... .

		me	my partner
1	favourite game		
2	favourite season		
3	favourite day		
4	favourite subject		

- 3a** **Read and match.**

- |                |                       |
|----------------|-----------------------|
| 1 Do you watch | a) Russian on Friday? |
| 2 Do you play  | b) reading books?     |
| 3 Do you like  | c) English?           |
| 4 Do you have  | d) computer games?    |
| 5 Do you speak | e) cartoons on TV?    |

- 3b** **Work in pairs. Ask and answer the questions.**

- 4** **Work in pairs. Ask and write.**

**A:** When do you get up?

**B:** At 7 o'clock.


	me	
get up	7.00	
have breakfast		
come home		
do (your) homework		
go to bed		

## Revision 12

**Work in pairs. Do the quiz “I can ...”.**

- 1) **I can sing the “ABC” song.**

Men „Alifbo“ ashulasini kuylay olaman.



- 2) **I can speak about my friend.**

Men do'stim haqida gapira olaman.

- 3) **I can do sums.**

Men misollar bajara olaman.



- 4) **I can speak about my free time.**

Men bo'sh vaqtim haqida gapira olaman.



- 5) **I can speak about my day off.**

Men dam olish kunim haqida gapira olaman.

- 6) **I can speak about classroom things.**

Sindagi narsalar haqida gapira olaman.

- 7) **I can say the time.**

Soatni ayta olaman.



- 8) **I can speak about my school.**

Maktabim haqida gapira olaman.

- 9) **I can speak about my favourite subject.**

Sevimli fanim haqida gapira olaman.

- 10) **I can say what I like/don't like.**

Yoqtiradigan va yoqtirmaydigan narsalarim haqida gapira olaman.

- 11) **I can say the months.**

Oylarni ayta olaman.



- 12) **I can speak about holidays.**

Bayramlar haqida gapira olaman.

- 13) **I can speak about my day.**

Men kun tartibimni ayta olaman.

Let's  
go to  
Susambil!

- 14) **I can speak about clothes.**

Kiyimlar haqida gapira olaman.

- 15) **I can speak about fairy tales.**

Ertaklarni ayta olaman.



## Parent's corner

### Hurmatli ota-onalar!

1-sinf davomida kichikintoylarimiz o'qish va yozuvsiz, o'yinlar asosida, tinglash va gapirish orqali ingliz tilidan saboq olishgan, Siz esa ularning sinfda o'rgangan bilimlarini uyda mustahkamlashlariga, uy vazifalarni bajarishlariga beminnat yordamingizni ayamagan edingiz. 2-sinf davomida ham Siz ular bilan shug'ullanishga vaqt topib, ularning ingliz tilidan bilim darajalarini yanada ko'tarishga hissangizni qo'shishni davom ettirasiz, degan umiddamiz.

Siz uchun alohida taqdim etilayotgan quyidagi sahifalarda berilgan rasmi so'z va iboralarni, odatdagidek, savol va javoblarda ishlatishingiz va bu orqali bolajonlar bilan ingliz tilida ko'proq mashq qilishingiz mumkin.

Berilgan inglizcha gap, so'z va iboralarning transkripsiyasini o'qishdan oldin quyida keltirilgan qoidalar, fonetik ma'lumotlar bilan yaxshilab tanishib chiqishingiz, ingliz tiliga xos ayrim tovushlarni (ayniqsa, [θ], [ð], [v], [w], [i:], [ɔ:], [ɑ:], [u:], [ɜ:], [æ], [eə], [ʊə]) talaffuz qilishda qiyinchilik sezsangiz, ular haqida o'qituvchidan yordam so'rashingiz maqsadga muvofiqdir.

### Ingliz tilining unli hamda undosh tovushlari

Ingliz tili alifbosi 26 harfdan iborat bo'lib, ulardan 20 tasi undosh (b, c, d, f, g, h, j, k, l, m, n, p, q, r, s, t, v, w, x, z), 6 tasi esa unli (a, e, i, o, u, y) harflar hisoblanadi. Bu unli va undosh harflar jami bo'lib 44 ta (24 ta undosh va 20 ta unli) tovush beradi.

Bu tovushlarni quyidagi qiyosiy jadvallar orqali o'zbek tilida mavjud tovushlar bilan taqqoslab, osongina o'rganib olishingiz va mazkur kitobdagi inglizcha so'zlarning transkripsiyasini o'qiy olish hamda inglizcha talaffuzni to'g'ri amalga oshirish imkoniyatiga ega bo'lishingiz mumkin.

So'zlarning transkripsiyasi o'rta [ ] qavslar ichida berilgan. Transkripsiyada asosiy urg'u [ ' ] (masalan: cabbage ['kæbɪdʒ]), ikkilamchi, ya'ni kuchsizroq urg'u esa [ , ] belgisi bilan ifodalangan (masalan: engineer [ˌendʒɪnɪə]).

### Ingliz va o'zbek tillari undosh tovushlarining qiyosiy jadvali

Ingliz tili undosh tovushlari	O'zbek tilidagi o'xshash tovushlar	Ingliz tili undosh tovushlari	O'zbek tilidagi o'xshash tovushlar
[p] <b>p</b> lum [pɫʌm]	<b>p</b> arda	[s] <b>s</b> un [sʌn]	<b>s</b> alom
[b] <b>b</b> ath [bɑ:θ]	<b>b</b> ahor	[z] <b>z</b> oo [zu:]	<b>z</b> ar
[t] <b>t</b> ell [tel]	<b>t</b> ol	[ʃ] <b>sh</b> i p [ʃɪp]	<b>sh</b> amol
[d] <b>d</b> rop [drɒp]	<b>d</b> araxt	[ʒ] <b>treas</b> ure [ˈtreʒə]	<b>j</b> urnal
[k] <b>k</b> ing [kɪŋ]	<b>k</b> itob	[h] <b>h</b> ot [hɒt]	<b>h</b> akam
[g] <b>g</b> et [get]	<b>g</b> ul	[m] <b>m</b> y [maɪ]	<b>m</b> asal
[tʃ] <b>ch</b> i p [tʃɪp]	<b>ch</b> inor	[n] <b>n</b> ew [nju:]	<b>n</b> arvon
[dʒ] <b>j</b> ump [dʒʌmp]	<b>j</b> anub	[ŋ] <b>sing</b> [sɪŋ]	<b>z</b> ang
[f] <b>f</b> un [fʌn]	<b>f</b> asl	[l] <b>l</b> ake [leɪk]	<b>l</b> ola
[v] <b>v</b> ase [vɑ:z]	<b>v</b> araq	[r] <b>r</b> ole [rəʊl]	<b>r</b> asm*** <sup>3</sup>
[θ] <b>th</b> ink [θɪŋk]	*** <sup>1</sup>	[j] <b>y</b> ear [jɪə]	<b>y</b> o'l
[ð] <b>th</b> at [ðæt]	*** <sup>2</sup>	[w] <b>w</b> ing [wɪŋ]	<b>quv</b> vat*** <sup>4</sup>

**\*\*\*Izoh:**

1) Ingliz tilida “th” harflar birikmasi ba’zan [θ] tovushi, ba’zan esa [ð] tovushini beradi. [θ] tovushi o’zbek tilidagi “s” tovushiga o’xshasa-da, u biroz boshqacharoq talaffuz etiladi. U tish oralig’i tovushi hisoblanadi. Demak, [θ] tovushini talaffuz qilish uchun til uchi tishlar orasiga keltirilib, havo jarangsiz chiqariladi. [θ] tovushini qoidaga binoan to’g’ri talaffuz etish va uni o’zbek tilidagi “s” tovushidek talaffuz etmaslik lozim. Aks holda, butunlay boshqacha ma’noga ega so’z anglashilishi mumkin. Taqqoslang: **think** (o’ylamoq) – **sink** (cho’kmoq); **thin** (yupqa,ingichka) – **sin** (gunoh);

2) [ð] tovushi esa o’zbek tilidagi “z” tovushiga o’xshasa-da, undan biroz farq qiladi. U ham tish oralig’i tovushi hisoblanadi. Shuning uchun, [ð] tovushini talaffuz qilishda til uchi tish oralig’igakeltiriladi vahavo jarangli qilib chiqariladi;

3) Ingliz tilidagi [r] tovushi o’zbek tilidagi “r” titroq tovushidan o’zgacha talaffuz etiladi. Ingliz tilidagi [r] tovushi tanglay yumshoq tovushi hisoblanadi, ya’ni u til uchini tanglaygako’tarib,uni titratmasdan talaffuz etiladi;

4) Ingliz tilidagi [w] tovushi ham o’zbek tilidagi “v” tovushidan o’zgacha talaffuz etiladi. Inglizcha [w] tovushi o’zbekcha “v” tovushidan farqli o’laroq lablanmagan. U lablarni cho’zib, aylana hosil qilish orqali talaffuz qilinadi. [w] tovushini qoidaga binoan to’g’ri talaffuz etish va uni o’zbek tilidagi “v” tovushidek talaffuz etmaslik lozim. Aks holda, butunlay boshqacha ma’noga ega so’z talaffuz etilgan bo’ladi. Taqqoslang: **west** (g’arb) – **vest** (mayka; nimcha).

**Ingliz va o’zbek tillari unli tovushlarining qiyosiy jadvali**

Ingliz tili unli tovushlari	O’zbek tilidagi o’xshash tovushlar	Ingliz tili unli tovushlari	O’zbek tilidagi o’xshash tovushlar
[i:] <b>each</b> [i:tʃ]	*** <sup>1</sup>	[ɜ:] <b>learn</b> [lɜ:n]	*** <sup>1</sup>
[ɪ] <b>its</b> [ɪts]	<b>igna</b>	[ə] <b>river</b> [ˈrɪvə]	<b>olti</b>
[e] <b>leg</b> [leg]	<b>ellik</b>	[eɪ] <b>say</b> [seɪ]	<b>ey!</b> ( <i>chaqiriq</i> )
[æ] <b>bag</b> [bæg]	*** <sup>2a</sup>	[əʊ] <b>go</b> [gəʊ]	<b>teleshou</b>
[ɑ:] <b>car</b> [kɑ:]	*** <sup>1</sup>	[aɪ] <b>fine</b> [faɪn]	<b>nay</b>
[ɒ] <b>top</b> [tɒp]	<b>qop</b>	[aʊ] <b>cloud</b> [klaʊd]	<b>pauza</b>
[ɔ:] <b>forty</b> [ˈfɔ:ti]	*** <sup>1</sup>	[ɔɪ] <b>coin</b> [kɔɪn]	<b>loy</b>
[ʊ] <b>good</b> [gʊd]	<b>kun</b>	[ɪə] <b>here</b> [hɪə]	<b>iy!</b> ( <i>ajablanish</i> )
[u:] <b>rule</b> [ru:l]	*** <sup>1</sup>	[eə] <b>chair</b> [tʃeə]	*** <sup>2b</sup>
[ʌ] <b>cut</b> [kʌt]	<b>qand</b>	[ʊə] <b>usual</b> [ˈju:ʒʊəl]	*** <sup>2d</sup>

**\*\*\*Izoh:**

1) Ingliz tilida cho’ziq tovushlar [ : ] transkripsiya belgisi bilan ifodalanadi. O’zbek tilida[i:], [ɔ:], [ɑ:], [u:] va[ɜ:] kabi cho’ziq tovushlar mavjud emas. Biroq quyidagi tovushlar cho’zib o’qilsa,ularning talaffuzini o’xshatish mumkin: **nina**[ɪ] — **niina**[i:]; **sholg’om** [ɒ] — **sholg’oom** [ɔ:]; **fan** [ʌ] — **faan** [ɑ:]; **bu** [ʊ] — **buu** [u:]; **oltin** [ə] — **oltiin** [ɜ:];

2) o’zbek tilida [æ], [eə] va [ʊə] kabi tovushlar ham mavjud emas. Shuning uchun ularni talaffuz qilish o’zbek o’quvchilari uchun biroz qiyinchilik tug’dirishi tabiiy. Bu tovushlarga quyidagicha ta’rif berish mumkin:

a) [æ] tovushi [a] va [e] tovushlari uyg’unligidan tashkil topadi. U o’zbek tilidagi “e” tovushiga o’xshash, lekin [æ] tovushini talaffuz qilish uchun og’iz “e” ning talaffuziga qaraganda kattaroq ochiladi;

b) [eə] tovushi [e] va [ə] tovushlari uyg’unligidan tashkil topadi. [eə] tovushini talaffuz qilish uchun talaffuz [e] tovushidan boshlanib, [ə] tovushi bilan yakunlanishi kerak;

d) [ʊə] tovushi [ʊ] va [ə] tovushlari uyg’unligidan tashkil topadi. [ʊə] tovushini talaffuz qilish uchun talaffuz [ʊ] tovushidan boshlanib, [ə] tovushi bilan yakunlanishi lozim.

## Unit 1 All around me

## A a [eɪ]



**apple**  
[ˈæpl]  
olma

**apricot**  
[ˈeɪprɪkɒt]  
o'rik



## B b [bi:]

**bee**  
[bi:]  
asalari



**balloon**  
[bə'lʊ:n]  
pufak



**banana**  
[bə'nɑ:nə]  
banan



## C c [si:]

**cat**  
[kæt]  
mushuk



**cow**  
[kaʊ]  
sigir



## D d [di:]

**doll**  
[dɒl]  
qo'g'irchoq



**duck**  
[dʌk]  
o'rdak



## E e [i:]

**elephant**  
[ˈelɪfənt]  
fil



**eggplant**  
[ˈegplɑ:nt]  
baqlajon



**English**  
[ˈɪŋɡlɪʃ]  
ingliz tili



## F f [ef]

**fish**  
[fɪʃ]  
baliq



**frog**  
[frɒɡ]  
qurbaqa



## G g [dʒi:]

**grape**  
[ɡreɪp]  
uzum



**goat**  
[ɡəʊt]  
echki



## H h [eɪtʃ]

**head**  
[hed]  
bosh



**hair**  
[heə]  
soch



**horse**  
[hɔ:s]  
ot



## Unit 2 Days of the week

I i [aɪ]

**ice-cream**  
[aɪs'kri:m]  
muzqaymoq



**in**  
[ɪn]  
ichida



**pink**  
[pɪŋk]  
pushti rang



## J j [dʒeɪ]

**jump**  
[dʒʌmp]  
sakramoq



**jam**  
[dʒæm]  
murabbo



## K k [keɪ]

**kite**  
[kaɪt]  
varrak



**kangaroo**  
[kæŋgə'ru:]  
kenguru



## L l [el]

**lemon**  
['lemən]  
limon



**lion**  
['laɪən]  
sher, arslon



## M m [em]

**mother**  
['mʌðə]  
ona



**mouse**  
[maʊs]  
sichqon



## N n [en]

**nine**  
[naɪn]  
to'qqiz



**nose**  
[nəʊz]  
burun



## Unit 3 Days of the week

O o [əʊ]

**orange**  
['ɒrɪndʒ]  
apelsin



**open**  
['əʊpən]  
ochmoq, ochiq



## P p [pi:]

**plane**  
[pleɪn]  
samolyot



**parrot**  
['pærət]  
to'tiqush



**peach**  
[pi:tʃ]  
shaftoli



## Q q [kju:]

**queen**  
[kwi:n]  
qirolicha



**question**  
[ˈkwɛstʃn]  
savol, so'roq



## R r [ɑ:]

**robot**  
[ˈrəʊbɒt]  
robot



**car**  
[kɑ:]  
avtomobil



**rain**  
[rem]  
yomg'ir



## S s [es]

**spring**  
[ˈsprɪŋ]  
bahor



**summer**  
[ˈsʌmə]  
yoz



**seven**  
[ˈsevn]  
yetti



## T t [ti:]

**teddy**  
[ˈtedi]  
ayiq (o'yinchoq)



**tiger**  
[ˈtaɪgə]  
yo'lbars



**train**  
[treɪn]  
poyezd



## U u [ju:]

**under**  
[ˈʌndə]  
tagida



**cucumber**  
[ˈkju:kʌmbə]  
bodring



## V v [vi:]


**vase**  
[vɑ:z]  
vaza, guidon



## Unit 4 M y hobby

### W w [ˈdʌblju:]

**winter**  
[ˈwɪntə]  
qish



**windy**  
[ˈwɪndi]  
shamolli



**watermelon**  
[ˈwɔ:təmelən]  
tarvuz



### X x [eks]

**taxi**  
[ˈtæksi]  
taksi



**box**  
[bɒks]  
quti





## Y y [waɪ]

**yellow**

[ˈjeləʊ]  
sariq



**monkey**

[ˈmʌŋki]  
maymun



**fly**

[flaɪ]  
uchmoq



## Z z [zed]

**zebra**

[ˈziːbrə]  
zebra



**zoo**

[zuː]  
hayvonot bog'i



## Unit 5 My day off

**I like watching TV.**

[aɪ ˈlaɪk ˈwɒtʃɪŋ ˌtiːviː]  
Men televizor ko'rishni  
yoqtiraman.

**I don't like playing tag.**

[aɪ ˈdəʊnt ˌlaɪk ˈpleɪŋ ˈtæg]  
Men quvlashmashoq o'ynashni  
yoqtirmayman.

**Do you like  
swimming?**

[duː juː ˈlaɪk ˈswɪmɪŋ]  
Siz suzishni  
yoqtirasizmi?

**Yes, I do.**

[jes aɪ ˈduː]  
Ha.

**No, I don't**

[nəʊ aɪ ˈdəʊnt]  
Yo'q.



**playing hopscotch**

[ˈpleɪŋ ˈhɒpskɒtʃ]  
sopolak o'ynash



**watching TV**

[ˈwɒtʃɪŋ ˌtiːviː]  
televizor tomosha  
qilish



**playing games**

[ˈpleɪŋ ˈɡeɪmz]  
o'yin o'ynash



**playing see-saw**

[ˈpleɪŋ ˈsiːsɔː]  
innanada uchish



**jumping a rope**

[ˈdʒʌmpɪŋ ə ˈreɪp]  
arqonda sakrash



**running**  
[ˈrʌnɪŋ]  
yugurish



**playing tag**  
[ˈpleɪŋ ˈtæg]  
quvlashmachoq  
o'ynash



**climbing**  
[ˈklaɪmɪŋ]  
tirmashib chiqish



**swimming**  
[ˈswɪmɪŋ]  
suzish



## Unit 6 School things

**How old are you?**  
[ˈhəʊ ˈəʊld ˈɑː juː]  
Yoshingiz nechada?



**I'm eight.**  
[aɪm ˈeɪt]  
Men sakkiz  
yoshdaman.

**How old is your sister/  
brother?**  
[ˈhəʊ ˈəʊld ɪz jɔː ˈsɪstə / ˈbrʌðə]  
Sizing singlingiz/  
akangiz necha yoshda?



**She/he is  
fifteen.**  
[ʃiː / hiː ɪz fɪftiːn]  
U o'n besh  
yoshda.

**eleven**  
[ɪˈlevn]  
o'n bir



**twelve**  
[ˈtwelv]  
o'n ikki



**thirteen**  
[ˈθɜːtiːn]  
o'n uch



**fourteen**  
[ˈfɔːtiːn]  
o'n to'rt



**fifteen**  
[fɪftiːn]  
o'n besh



**sixteen**  
[sɪks'tiːn]  
o'n olti



**seventeen**  
[ˈsevntiːn]  
o'n yetti



**eighteen**  
[eɪtiːn]  
o'n sakkiz



**nineteen**  
[ˌnaɪntiːn]  
o'n to'qqiz



**twenty**  
[ˈtwenti]  
yigirma



**What's in your bag?**  
[ˈwɒts ɪn jɔː ˈbæg]  
Sumkangizda nima bor?

**I've got ... in my bag.**  
[aɪ ˈhæv ... ɪn maɪ ˈbæg]  
Sumkamda ... bor.

**pencil case** [ˈpensl keɪs] qalamdon, **sharpener** [ˈʃɑːpnə] qalam ochqich, **eraser** [ɪ'reɪzə] o'chirg'ich, **album** [ˈælbəm] albom, **ruler** [ˈruːlə] chizg'ich, **colour pencils** [ˈkɒlə ˌpenslz] rangli qalamlar.

**Can I have ... please?**

[kən ai 'hæv ... 'pli:z]  
Iltimos, ... ni olsam  
bo'ladimi?

**Yes, here you are.**

[jes 'hiə jʊ'a:]  
Ha, mana marhamat.

**Thank you.**

['θæŋk ju:]  
Rahmat.

**No, sorry.**

['nəʊ 'sɒri]  
Yo'q, kechirasiz.

## Unit 7 My school

**Is this your teacher?**

['ɪz ðis jɔ: 'ti:tʃə]  
Bu sizning  
o'qituvchingizmi?



**Yes. This is my teacher Mrs Brown.**

['jes. 'ðɪsɪz maɪ 'ti:tʃə 'mɪsɪz  
'braʊn]  
Ha, bu mening  
o'qituvchim, Braun  
xonim.



**Is that a library?**

['ɪz ðæt ə 'laɪbrəri]  
Ana u  
kutubxonami?



**No, it's a canteen.**

['nəʊ, ɪts ə kæn'ti:n]  
Yo'q, u oshxona

**Is this a library?**

['ɪz ðɪs ə  
'laɪbrəri]  
Bu  
kutubxonami?



**Yes.**

[jes]  
Ha.

**desk**

[desk]  
parta

**floor**

[flɔ:]  
qavat

**door**

[dɔ:]  
eshik

**window**

['wɪndəʊ]  
deraza

**board**

[bɔ:d]  
doska

**table**

['teɪbl]  
stol

**chair**

[tʃeə]  
stul

**classroom** [ˈklɑːsrəm] sinfxona

**an English room**

**a library**

**Our school is big.** [aʊə 'sku:l ɪz 'bɪg] Bizning maktabimiz katta.

**library** [ˈlaɪbrəri] kutubxona

**gym** [dʒɪm] sport zali

**a maths room**

**canteen** [kæntiːn] oshxona

**a canteen**

**a gym**

**school rooms** ['sku:l 'ru:mz] maktab xonalari

## Unit 8 Time



**morning** [ˈmɔːnɪŋ] ertalabki payt

**in the morning** [ɪn ðə 'mɔːnɪŋ] ertalab, ertalabki paytda



**afternoon** [ˌɑːftəˈnuːn] tushdan keyingi payt

**in the afternoon** [ɪn ðə ,ɑːftəˈnuːn] tushdan keyin



**evening** [ˈiːvniŋ] kechki payt, oqshom

**in the evening** [ɪn ðə 'iːvniŋ] kechqurun, oqshomda

**What's the time?** ['wɒts ðə 'taɪm] Soat necha bo'ldi?



**It's one o'clock.** [ɪts 'wʌn ə'klɒk] Soat bir bo'ldi.



**It's one thirty.** [ɪts 'wʌn θɜːti] Soat bir yarim bo'ldi.



**It's 3 o'clock.** [ɪts θriː ə'klɒk] Soat uch.

**What's your favourite time?** ['wɒts jɔː 'feɪvərɪt 'taɪm] Sevimli vaqtingiz qachon?

**I play games.** [aɪ 'pleɪ 'ɡeɪmz] Men o'yin o'ynayman.

**get up** [ˈɡet ʌp] o'rnidan turmoq, **go to school** [ˈɡəʊ tə 'sku:l] maktabga bormoq, **play games** [ˈpleɪ 'ɡeɪmz] o'yin o'ynamoq, **brush teeth** [ˈbrʌʃ 'tiːθ] tish yuvmoq, **at eight o'clock** [ət 'eɪt ə'klɒk] soat sakkizda, **watch TV** ['wɒtʃ ,tiː'viː] televizor ko'rmoq

## Unit 9 School subjects

**My favourite subject is English.**

[maɪ 'feɪvərɪt 'sʌbdʒɪkt ɪz 'ɪŋɡlɪʃ]

Mening sevimli fanim ingliz tili.

**Amir likes Maths, English and PE.**

[ˈɑːmɪr 'laɪks 'mæθs, 'ɪŋɡlɪʃ ənd 'pi: 'i:]

Amir matematika, ingliz tili va jismoniy tarbiyani yoqtiradi.

**He doesn't like music.**

[hi: 'dʌznt 'laɪk 'mju:zɪk]

U musiqani yoqtirmaydi.



**What's your favourite subject?**

[ˈwɒts jɔ: 'feɪvərɪt 'sʌbdʒɪkt]

Sevimli faningiz nima?

**Jasur gets up at 7 o'clock.**

[dʒɑː'sʊr 'gets ʌp ət 'sevn ə'klɒk]

Jasur soat 7 da turadi.

**He brushes his teeth at 7.30.**

[hi: 'brʌʃɪz hɪz 'ti:θ ət 'sevn θɜ:ti]

U tishlarini 7.30 da yuvadi.

**He goes to school at 8.**

[hi: 'gəʊz tə 'sku:l ət 'eɪt]

U soat 8 da maktabga boradi.



**English**

[ˈɪŋɡlɪʃ]

Ingliz tili



**Russian**

[ˈrʌʃn]

Rus tili



**Music**

[ˈmju:zɪk]

Musiqa



**Art**

[ɑ:t]

Tasviriy san'at



**Reading**

[ˈri:dɪŋ]

O'qish kitobi



**Mother tongue**

[ˌmʌðə 'tʌŋ]

Ona tili



**PE**

[pi: 'i:]

Jismoniy tarbiya



**Maths**

[ˈmæθs]

Matematika

## Unit 10 Months



**What's your favourite month?**

[ˈwɒts jɔː ˈfeɪvərɪt ˈmʌnθ]  
Sevimli oyingiz qaysi?

**March.**

[mɑːtʃ]  
Mart oyi.



**January** [ˈdʒænjuəri] yanvar  
**February** [ˈfebrʊəri] fevral  
**March** [mɑːtʃ] mart  
**April** [ˈeɪprəl] aprel  
**May** [meɪ] may  
**June** [dʒuːn] iyun  
**July** [dʒʊˈlaɪ] iyul  
**August** [ˈɔːgəst] avgust  
**September** [sepˈtembə] sentabr  
**October** [ɒkˈtəʊbə] oktabr  
**November** [nəʊˈvembə] noyabr  
**December** [drɪˈsembə] dekabr

**There are 28 days in February.**

[ˈðeərə ˌtwenti ˈeɪt ˈdeɪz ɪn ˈfebrʊəri]  
Fevral oyida 28 kun bor.

**There are 30 days in April.**

[ˈðeərə ˈθɜːti ˈdeɪz ɪn ˈeɪprəl]  
Aprel oyida 30 kun bor.

21 twenty-one [ˌtwenti ˈwʌn] yigirma bir  
22 twenty-two [ˌtwenti ˈtuː] yigirma ikki  
23 twenty-three [ˌtwenti ˈθriː] yigirma uch  
24 twenty-four [ˌtwenti ˈfɔː] yigirma to'rt  
25 twenty-five [ˌtwenti ˈfaɪv] yigirma besh

26 twenty-six [ˌtwenti ˈsɪks] yigirma olti  
27 twenty-seven [ˌtwenti ˈsevn] yigirma yetti  
28 twenty-eight [ˌtwenti ˈeɪt] yigirma sakkiz  
29 twenty-nine [ˌtwenti ˈnaɪn] yigirma to'qqiz  
30 thirty [ˈθɜːti] o'ttiz  
31 thirty-one [ˌθɜːti ˈwʌn] o'ttiz bir



**When's your birthday?**

[ˈwenz jɔː ˈbɜːθdeɪ]  
Tug'ilgan kuningiz qachon?

**It's in May.**

[ɪts ɪn ˈmeɪ]  
May oyida.



## Unit 11 Holidays



**It's my birthday in June! We sing and eat cakes.**

[ɪts maɪ 'bɜːθdeɪ ɪn 'dʒuːn. wɪ 'sɪŋ ənd 'iːt 'keɪks]

Mening tug'ilgan kunim iyun oyida.  
Biz kuylaymiz va tort yeymiz.



**In Korea we plant flowers and trees in April.**

[ɪn kə'riə wɪ 'plɑːnt 'flaʊəz ənd 'triːz ɪn 'eɪprəl]

Koreyada biz gullar va daraxtlarni aprel oyida ekamiz.

**Uzbekistan**

[uːzbeɪk'stɑːn]  
O'zbekiston



**dance**

['dɑːns]  
raqsga tushmoq

**special food**

[speʃl 'fuːd]  
maxsus taom



**Independence Day**

[,ɪndɪ'pendəns 'deɪ]  
Mustaqillik kuni



**Korea**

[kə'riə]  
Koreya

**plant**

[plɑːnt]  
o'simlik o'tkazmoq

**Earth Day**

['ɜːθdeɪ]  
Yer kuni

**presents**

['preznts]  
sovg'alar



**Women's Day**

[,wɪmɪnz 'deɪ]  
Xotin-qizlar kuni

**New Year's Day**

[njuː 'jɪəz 'deɪ]  
Yangi yil kuni

**parade**

[pə'reɪd]  
parad

**Teachers' Day**

[,tiːtʃəz 'deɪ]  
O'qituvchilar kuni

## Unit 12 My day

**When do you get up?**

[ˈwen du: ju: ˈget ʌp]

Siz qachon uygʻonasiz?

**I get up at six.**

[aɪ ˈget ʌp ət ˈsɪks]

Men soat oltida uygʻonaman.



**It's time to ...**

[ɪts ˈtaɪm tə ...]

...payti boʻldi

**make a bed**

[ˈmeɪk ə ˈbed]

oʻrinni yigʻishtirish



**do morning exercises**

[ˈdu: ˈmɔːnɪŋ ˈeksəsaɪzɪz]

ertalabki mashqlarni bajarmoq



**get dressed**

[ˈget ˈdrest]

kiyinmoq

**comb hair**

[ˈkəʊm ˈheə]

soch taramoq



**have lunch**

[ˈhæv ˈlʌntʃ]

tushlik qilmoq



**do homework**

[ˈdu: ˈhəʊmwɜ:k]

uy vazifasini bajarmoq



**wash face and hands**

[ˈwɒʃ ˈfeɪs ənd ˈhændz]


yuz va qoʻllarni yuvmoq



**She is sad.**

[ʃi:z ˈsæd]

U xafa.



**We are happy.**

[wi ˈɑ: ˈhæpi]

Biz baxtlimiz.



**You are late.**

[ju ˈɑ: ˈleɪt]

Siz kech qoldingiz.



**It is hungry**

[ɪts ˈhʌŋɡri]

Uning qorni och.



**He is tired.**

[hi:z ˈtaɪəd]

U charchadi.



**They are busy.**

[ðeɪ ˈɑ: ˈbɪzi]

Ular band.





# Unit 13 Clothes

**T-shirt**  
[ti:ʃɜ:t]  
futbolka

**skirt**  
[skɜ:t]  
yubka

**trainers**  
[ˈtreɪnəz]  
krossovka

**cap**  
[kæp]  
kepka

**hat**  
[hæt]  
shlapa

**shirt** [ʃɜ:t]  
erkaklar  
ko'ylagi

**dress**  
[dres]  
ko'ylak



**wear**  
[weə]  
kiymoq, kiyib olmoq

**jeans**  
[dʒi:nz]  
jinsi



**shorts**  
[ʃɔ:ts]  
shortik, kalta shim

**uniform**  
[ju:nfɔ:m]  
uniforma, forma



**jacket**  
[dʒækt]  
kalta kamzul, kastum

**trousers**  
[ˈtraʊzəz]  
shim

**pilot**  
[ˈpaɪlət]  
uchuvchi

**doctor**  
[ˈdɒktə]  
shifokor

**cook**  
[kʊk]  
oshpaz

**Where are my jeans?**  
[ˈweərə: maɪ 'dʒi:nz]  
Jinsiyim qayerda?  
**They are on the chair.**  
[ðeɪ 'ɑ: ɒn ðə 'tʃeə]  
U stul ustida.

**Where is my shirt?**  
[ˈweəz maɪ 'ʃɜ:t]  
Ko'ylagim qayerda?  
**It's on the table.**  
[ɪts ɒn ðə 'teɪbl]  
U stol ustida.



## Wordlist

*adj* – adjective – sifat  
*num* – number – son  
*adv* – adverb – ravish  
*pl* – plural – ko‘plik  
*conj* – conjunction – bog‘lovchi

*prep* – preposition – predlog  
*int* – interjection – undov so‘z  
*pron* – pronoun – olmosh  
*n* – noun – ot  
*v* – verb – fe‘l

### English

### Uzbek

#### A a

a [ə]  
 about *prep* [ə'baʊt]  
 afternoon *n* [ɑ:ftə'nu:n]  
 in the afternoon *adv*  
 air *n* [eə]  
 album *n* ['ælbəm]  
 alphabet *n* ['ælfəbet]  
 America *n* [ə'merikə]  
 an [ən, æn]  
 and *conj* [ænd, ænd]  
 And you? [ænd'ju:]  
 animal *n* ['ænim(ə)l]  
 answer *n, v* [ɑ:nsə]  
 apple *n* ['æp(ə)l]  
 apricot *n* ['eɪprɪkɒt]  
 April *n* ['eɪpr(ə)l]  
 are *v* [ɑ:]  
 Are you ...?  
 arm *n* [ɑ:m]  
 art *n* [ɑ:t]  
 ask *v* [ɑ:sk]  
 at *prep* [ət, æt]  
 August *n* ['ɔ:gəst]  
 autumn *n* ['ɔ:təm]

*noaniq artikl*  
 haqida  
 tush vaqti  
 tushda  
 havo  
 albom  
 alifbo  
 Amerika  
*noaniq artikl*  
 va  
 Siz-chi?  
 hayvon  
 javob; javob bermoq  
 olma  
 o‘rik  
 aprel  
 bo‘lmoq (ko‘plik shaxslar uchun)  
 Siz ...misiz?  
 qo‘l  
 tasviriy san‘at  
 so‘ramoq  
 ... da  
 avgust  
 kuz

#### B b

baby *n* ['beɪbi]  
 bad *adj* [bæd]

chaqaloq, go‘dak  
 yomon

bag *n* [bæg]  
 ball *n* [bɔ:l]  
 banana *n* [bə'nɑ:nə]  
 basketball *n* ['bɑ:skɪtbɔ:l]  
 bear *n* [beə]  
 bee *n* [bi:]  
 big *adj* [bɪg]  
 bird *n* [bɜ:d]  
 birthday *n* ['bɜ:θdɪ]  
 black *adj* [blæk]  
 board *n* [bɔ:d]  
 blue *adj* [blu:]  
 book *n* [bʊk]  
 brother *n* ['brʌðə]  
 box *n* [bɒks]  
 boy *n* [bɔɪ]  
 brown *adj* [braʊn]  
 brush *n, v* [brʌʃ]  
 brush teeth  
 bull *n* [bʊl]  
 busy *adj* ['bɪzi]

## C c

cabbage *n* ['kæbɪdʒ]  
 cake *n* [keɪk]  
 calendar *n* ['kælɪndə]  
 can *v* [kæn, kən]  
 Can I have ...?  
 canteen [kæn'ti:n]  
 cap *n* [kæp]  
 car *n* [kɑ:]  
 carrot *n* ['kærət]  
 cartoon *n* [kɑ:'tu:n]  
 cat *n* [kæt]  
 chair *n* [tʃeə]  
 chant *n* [tʃɑ:nt]  
 cherry *n* ['tʃeri]  
 chick *n* [tʃɪk]

portfel, sumka  
 to'p, koptok  
 banan  
 basketbol  
 ayiq  
 asalari  
 katta  
 qush  
 tug'ilgan kun  
 qora  
 sinf doskasi  
 ko'k  
 kitob  
 aka, uka  
 quti  
 o'g'il bola  
 jigarrang  
 1) cho'tka; 2) cho'tkalamoq  
 tishlarni cho'tka bilan tozalamoq  
 ho'kiz, buqa  
 ish bilan band

karam  
 tort, pirojniy  
 taqvim  
 qila olmoq, qo'lidan kelmoq  
 ...ni olsam bo'ladimi?  
 oshxona  
 kepka, shapka  
 avtomobil  
 sabzi  
 multfilm  
 mushuk  
 stul  
 chant (kichik she'r)  
 olcha  
 jo'ja

chicken <i>n</i> [ˈtʃɪkɪn]	tovuq
children <i>n</i> [ˈtʃɪldrən]	bolalar
clap <i>v</i> [klæp]	qarsak, chapak chalmoq
class <i>n</i> [klɑ:s]	sinf; dars
classroom <i>n</i> [ˈklɑ:srʊm]	sinfxona
clean <i>adv</i> [kli:n]	toza
clean water <i>n</i> [ˈkli:nˈwɔ:tə]	toza suv
climb <i>v</i> [klaɪm]	tirmashib chiqmoq
clock <i>n</i> [klɒk]	soat
cloud <i>n</i> [klaʊd]	bulut
cloudy <i>adj</i> [ˈklaʊdi]	bulutli
cold <i>adj</i> [kəʊld]	sovuq
collect <i>v</i> [kəˈlekt]	yigʻmoq
colour <i>n</i> [ˈkʌlə]	rang
colour pencils <i>n</i>	rangli qalamlar
comb <i>v</i> [kəʊm]	taramoq
come <i>v</i> [kʌm]	kelmoq
complete <i>v</i> [kəmˈpli:t]	tamomlamoq, tugallamoq
computer <i>n</i> [kəmˈpjʊ:tə]	kompyuter
cool <i>adj</i> [ku:l]	salqin
cook <i>v</i> [kʊk]	pishirmoq, ovqat tayyorlamoq
copybook <i>n</i> [ˈkɒpi ˈbʊk]	daftar
corn <i>n</i> [kɔ:n]	don, gʻalla
count <i>v</i> [kaʊnt]	sanamoq
cow <i>n</i> [kaʊ]	sigir
crayon <i>n</i> [ˈkreɪən]	rangli boʻr
crocodile <i>n</i> [ˈkrɒkədɪl]	timsoh
cucumber <i>n</i> [ˈkju:kʌmbə]	bodring
<b>D d</b>	
dad <i>n</i> [dæd]	dada
dance <i>v</i> [dɑ:ns]	raqs tushmoq
dear <i>adj</i> [dɪə]	qadrli, aziz
December <i>n</i> [dɪˈsembə]	dekabr
desk <i>n</i> [desk]	yozuv stoli, parta

do *v* [du:]  
do crosswords  
[du:'krɒswɜ:dz]  
do morning exercises  
[du: 'mɔ:nɪŋ 'eksəsaɪzɪs]  
do sums *v* [du: 'sʌmz]  
doctor *n* ['dɒktə]  
dog *n* [dɒg]  
doll *n* [dɒl]  
donkey *n* ['dɒŋki]  
door *n* [dɔ:]  
draw *v* [drɔ:]  
dress *n* [dres]  
duck *n* [dʌk]

## E e

ear *n* [ɪə]  
Earth Day *n* ['ɜ:θ 'deɪ]  
eat (up) *v* [i:t (ʌp)]  
eggplant *n* ['egplɑ:nt]  
eight *num* [eɪt]  
eighteen *num* ['eɪ'ti:n]  
eleven *num* [ɪ'levn]  
English *n* ['ɪŋɡlɪʃ]  
eraser *n* [ɪ'reɪzə]  
evening *n* ['i:vnɪŋ]  
in the evening *adv*  
eye *n* [aɪ]

## F f

fairy tale *n* ['feəri 'teɪl]  
family *n* ['fæməli]  
father *n* ['fɑ:ðə]  
favourite *adj* ['feɪvərɪt]  
February *n* ['febrʊəri]  
fifteen *num* ['fɪf'ti:n]  
fifty *num* ['fɪftɪ]  
find *v* [faɪnd]  
finish *v, n* ['fɪnɪʃ]  
fish *n* [fɪʃ]

bajarmoq, qilmoq  
krossvord yechmoq

ertalabki badantarbiya  
mashqlarini bajarmoq  
misolni ishlamoq  
doktor, vrach, shifokor  
kuchuk, it  
qo'g'irchoq  
eshak  
eshik  
rasm chizmoq  
ko'ylak  
o'rdak

quloq  
Yer kuni  
yemoq, yeb qo'yimoq  
baqlajon  
sakkiz  
o'n sakkiz  
o'n bir  
ingliz tili  
o'chirg'ich  
kechqurun, oqshom  
kechqurun, oqshomda  
ko'z

ertak  
oila  
ota  
sevimli  
fevral  
o'n besh  
ellik  
topmoq  
tugatmoq; oxir  
baliq

five *num* [faɪv]  
floor *n* [flɔː]  
fly *v* [flaɪ]  
fly a kite *v*  
food *n* [fuːd]  
football *n* [ˈfʊtbɔːl]  
for *prep* [fɔː, fə]  
forty *num* [ˈfɔːti]  
four *num* [fɔː]  
fourteen *num* [ˈfɔːtiːn]  
fresh *adj* [freʃ]  
fresh air *n*  
Friday *n* [ˈfraɪdi]  
friend *n* [frend]  
frog *n* [frɒg]  
fun *n* [fʌn]

## G g

game *n* [geɪm]  
get dressed *v* [ˈget ˈdrest]  
get up *v* [ˈget ʌp]  
girl *n* [gɜːl]  
give *v* [gɪv]  
go *v* [gəʊ]  
go to school *v*  
goat *n* [gəʊt]  
good *adj* [gʊd]  
Good morning!  
[ˈgʊd ˈmɔːnɪŋ]  
grape [greɪp]  
grass *n* [grɑːs]  
great *adj* [greɪt]  
green *adj* [griːn]  
grey *adj* [greɪ]  
group *n* [gruːp]  
guess *v* [ges]  
gym *n* [dʒɪm]

besh  
1) qavat; 2) pol  
uchmoq  
varrak uchirmoq  
ovqat, yemish  
futbol  
uchun  
qirq  
to'rt  
o'n to'rt  
sof, musaffo  
toza havo  
juma  
do'st  
qurbaqa  
xursandchilik  
  
o'yin  
kiyinmoq  
o'rnidan turmoq  
qiz bola  
bermoq  
bormoq, yurmoq  
maktabga bormoq  
echki  
yaxshi  
Xayrli tong!  
  
uzum  
o't, maysa  
buyuk, ulug', zo'r  
yashil  
kulrang  
guruh  
taxmin qilmoq  
gimnastika (sport) zali

## H h

hair *n* [heə]  
hand *n* [hænd]  
handball *n* ['hændbɔ:l]  
happy *adj* ['hæpi]  
hat *n* [hæt]  
have *v* [hæv]  
I have ... ['aɪ hæv]  
have breakfast *v*  
['hæv 'brekfəst]  
have lunch *v*  
['hæv 'lʌntʃ]  
he *pron* [hi:]  
head *n* [hed]  
hello [hə'ləʊ]  
hen *n* [hen]  
her *pron* [hɜ:]  
hi [haɪ]  
his *pron* [hɪz]  
His/her name is ...  
hobby *n* ['hɒbi]  
holiday *n* ['hɒlɪdeɪ]  
hop *v* [hɒp]  
hopscotch *n* ['hɒpskɒtʃ]  
horse *n* [hɔ:s]  
hot *adj* [hɒt]  
hot dog *n* ['hɒtdɒg]  
hungry *adj* ['hʌŋɡri]

## I i

I *pron* [aɪ]  
I like ... ['aɪ 'laɪk]  
I like doing ...  
in *prep* [ɪn]  
Independence Day *n*  
['ɪndɪpendəns deɪ]  
interview *n* ['ɪntəvjʊ:]  
is *v* [ɪz]

soch  
qo'l  
qo'l to'pi  
baxtli  
shlapa  
ega bo'lmoq, bor bo'lmoq  
menda ... bor.  
nonushta qilmoq  
  
tushlik qilmoq  
  
u (o'g'il bolalar uchun ishlatiladi)  
bosh, kalla  
salom  
tovuq  
uning (qiz bolalarga nisbatan)  
salom  
uning (o'g'il bolalarga nisbatan)  
Uning ismi ...  
hobbi, sevimli mashg'ulot  
1) bayram; 2) ta'til  
sakramoq  
sopolak, chertak  
ot  
issiq  
xot-dog  
och, ochiqqan, qorni och

men  
Men ...ni yoqtiraman.  
Men ... qilishni yoqtiraman.  
1) ichida (joyga nisbatan);  
2) ...da (paytga nisbatan)  
Mustaqillik kuni  
  
intervyu  
bo'lmoq (3-shaxs birlik uchun)

it *pron* [ɪt]  
It's time to ...  
It's two o'clock.  
It's two thirty.

## J j

jacket [ˈdʒækɪt]  
jam [dʒæm]  
January *n* [ˈdʒænjʊəri]  
jeans *n* [dʒi:nz]  
July *n* [dʒʊˈlaɪ]  
jump *v* [dʒʌmp]  
jump a rope *v*  
[ˈdʒʌmp əˈrəʊp]  
jumping *n* [ˈdʒʌmpɪŋ]  
June *n* [dʒu:n]

## K k

kangaroo *n* [ˈkæŋgəˈruː]  
kite *n* [kaɪt]  
knee *n* [niː]  
Korea *n* [kəˈriə]

## L l

late *adj* [leɪt]  
lazy *adj* [ˈleɪzi]  
left *adj* [left]  
leg *n* [leg]  
lemon *n* [ˈlemən]  
lesson *n* [lesn]  
Let's ... [lets]  
letter *n* [ˈletə]  
library *n* [ˈlaɪbrəri]  
line *n* [laɪn]  
lion *n* [laɪən]  
listen *v* [ˈlɪsn]  
little *adj* [ˈlɪtl]  
Little Red Riding Hood  
[ˈlɪtl ˈred ˈraɪdɪŋ ˈhʊd]  
long *adj* [lɒŋ]

u (3-shaxs birlik uchun)  
Biror narsa qilish vaqti bo'ldi.  
Soat ikki bo'ldi.  
Soat ikki yarim bo'ldi.

kalta kamzul, kastum  
murabbo  
yanvar  
jinsi  
iyul  
sakramoq  
arqon (arg'amchi) sakramoq  
  
sakrash  
iyun

kenguru  
varrak  
tizz  
Koreya

kech, kech qolgan  
yalqov, dangasa, ishyoqmas  
chap  
oyoq  
limon  
dars  
Kelinglar...  
1) xat; 2) harf  
kutubxona  
chiziq  
sher, arslon  
tinglamoq  
kichkina  
Qizil shapkacha  
  
uzoq, uzun



look *v* [lʊk]  
a lot of *adv* [ə'lɒtəv]

## M m

make *v* [meɪk]  
March *n* [mɑ:tʃ]  
match *v* [mætʃ]  
  
maths *n* [mæθs]  
May *n* [meɪ]  
meet *v* [mi:t]  
melon *n* ['melən]  
Mexico *n* ['meksɪkəʊ]  
mime *v* [maɪm]  
Monday *n* ['mʌndi]  
monkey *n* ['mʌŋki]  
month *n* [mʌnθ]  
morning *n* ['mɔ:nɪŋ]  
in the morning *adv*  
mother *n* ['mʌðə]  
mother tongue *n*  
[ 'mʌðə 'tʌŋ]  
mouse *n* [maʊs]  
mouth *n* [maʊθ]  
Mr *n* ['mɪstə]  
Mrs *n* ['mɪsɪz]  
mum *n* [mʌm]  
music *n* ['mju:zɪk]  
my *pron* [maɪ]

## N n

name *n* [neɪm]  
My name is ...  
Navruz [nʌv'ru:z]  
new *adj* [nju:]  
New Year's Day  
nine *num* [naɪn]  
nineteen *num* ['naɪn'ti:n]  
no *int* [nəʊ]  
No, sorry.  
No, I don't.

qaramoq  
ko'p

qilmoq, yasamoq  
mart  
mos keltirmoq, mos keladiganini  
tanlamoq  
matematika  
may  
uchrashmoq  
qovun  
Meksika  
imo-ishora bilan ifodalamoq  
dushanba  
maymun  
oy  
tong  
ertalab, ertalabki paytda  
ona  
ona tili  
  
sichqon  
og'iz  
janob  
xonim  
oyi  
musiqqa  
mening

ism, nom  
Mening ismim ...  
Navro'z bayrami  
yangi  
Yangi yil kuni  
to'qqiz  
o'n to'qqiz  
yo'q  
Kechirasiz, yo'q.  
Yo'q.

nose *n* [nəʊz]  
November *n*  
[nəʊ'vembə]  
number *n* ['nʌmbə]

## O o

October *n* [ɒk'təʊbə]  
old *adj* [əʊld]  
How old are you?  
on *prep* [ɒn]  
  
one *num* [wʌn]  
onion *n* ['ʌnjən]  
orange *n, adj* ['ɒrɪndʒ]  
our *adj* [aʊə]

## P p

pair *n* [peə]  
parade *n* [pə'reɪd]  
PE *n* ['pi: i:]  
peach *n* [pi:tʃ]  
pear *n* [peə]  
pen *n* [pen]  
pencil *n* ['pensl]  
pencil case *n*  
['penslkeɪs]  
pepper *n* ['pepə]  
photo *n* ['fəʊtəʊ]  
picture *n* ['pɪktʃə]  
pilot *n* ['paɪlət]  
pink *adj* [pɪŋk]  
plane *n* [pleɪn]  
plant *n, v* [plɑ:nt]  
play *v, n* [pleɪ]  
play football/hockey  
play hopscotch/games  
play see-saw  
play tag *v* ['pleɪ 'tæg]

burun  
noyabr  
  
nomer, raqam

oktabr  
eski, qari  
Necha yoshdasiz?  
1) ustida (joyga nisbatan);  
2) ...da (paytga nisbatan)  
bir  
piyoz  
1) apelsin; 2) olovrang  
bizning, bizniki

juft  
parad, namoyish  
jismoniy tarbiya (dars)  
shaftoli  
nok  
ruchka  
qalam  
qalamdon  
  
qalampir, garmdori  
fotosurat  
rasm  
uchuvchi  
pushti rang  
samolyot  
1) o'simlik; 2) o'tqazmoq  
1) o'ynamoq; 2) o'yin  
futbol/xokkey o'ynamoq  
sopolak/o'yinlar o'ynamoq  
innanada uchmoq  
quvlashmachoq o'ynamoq

please *interj* [pli:z]  
plum *n* [plʌm]  
plus *n* [plʌs]  
poem *n* [pəʊɪm]  
point *v* [pɔɪnt]  
present *n* [ˈpreznt]  
pumpkin *n* [ˈpʌmpkɪn]  
pupil *n* [ˈpju:pl]  
purple *adj* [ˈpɜ:pəl]

### Q q

question *n* [ˈkwɛstʃən]  
queen *n* [kwi:n]

### R r

rainbow *n* [ˈreɪnbəʊ]  
rainy *adj* [ˈreɪni]  
read *v* [ri:d]  
reading *n* [ˈri:dɪŋ]  
red *adj* [red]  
repeat *v* [riˈpi:t]  
report *v* [riˈpɔ:t]  
revision *n* [riˈvɪʒən]  
right *adj* [raɪt]  
river *n* [ˈrɪvə]  
robot *n* [ˈrəʊbɒt]  
rooster *n* [ˈru:stə]  
ruler *adj* [ˈru:lə]  
run *v* [rʌn]  
Russian *adj* [ˈrʌʃn]

### S s

sad *adj* [sæd]  
Saturday *n* [ˈsætədi]  
say *v* [seɪ]  
school *n* [sku:l]  
school things  
[ˈsku:l ˈθɪŋz]  
see *v* [si:]

iltimos  
olxo'ri  
qo'shuv, plus  
she'r  
ko'rsatmoq  
sovg'a  
oshqovoq  
o'quvchi  
binafsharang, siyohrang

savol  
qirolicha

kamalak  
yomg'irli, seryomg'ir  
o'qimoq  
o'qish  
qizil  
qaytarmoq, takrorlamoq  
axborot (hisobot) bermoq  
qaytarish, takrorlash  
1) to'g'ri; 2) o'ng  
daryo  
robot  
xo'roz  
chizg'ich  
yugurmoq  
1) ruscha; 2) rus tili

g'amgin, xafa  
shanba  
demoq, aytmoq  
maktab  
o'quv qurollari  
ko'rmoq

see-saw <i>n</i> [si:'sɔ:]	innana
sentence <i>n</i> ['sentəns]	gap
September <i>n</i> [sep'tembə]	sentabr
seven <i>num</i> ['sevn]	yetti
seventeen <i>num</i> ['sevn'ti:n]	o'n yetti
sharpener <i>n</i> [ʃɑ:pne]	qalam ochqich
she <i>pron</i> [ʃi:]	u (qiz bolalar uchun ishlatiladi)
sheep <i>n</i> [ʃi:p]	qo'y
shirt <i>n</i> [ʃɜ:t]	ko'ylak
short <i>adj</i> [ʃɔ:t]	kalta
shorts <i>n</i> [ʃɔ:ts]	shortik, kalta shim
shoulder <i>n</i> [ʃəʊldə]	yelka
sing <i>v</i> [sɪŋ]	kuylamoq, qo'shiq aytmoq
sister <i>n</i> ['sɪstə]	opa, singil
sit <i>v</i> [sɪt]	o'tirmoq
sit down <i>v</i> ['sɪt 'daʊn]	o'tirmoq
six <i>num</i> [sɪks]	olti
sixteen <i>num</i> ['sɪks'ti:n]	o'n olti
skate <i>v</i> [skeɪt]	chang'ida uchmoq
ski <i>v</i> [ski]	konkida uchmoq
skirt <i>n</i> [skɜ:t]	yubka
small <i>adj</i> [smɔ:l]	kichkina
snowman <i>n</i> ['snəʊmən]	qor odam
song <i>n</i> [sɒŋ]	qo'shiq
sorry <i>v</i> ['sɒri]	kechiring, kechirasiz
speak <i>v</i> [spi:k]	gapirmoq
special <i>adj</i> ['speʃl]	maxsus
spring <i>n</i> ['sprɪŋ]	bahor
stand up <i>v</i> ['stænd 'ʌp]	turmoq
start <i>n, v</i> [stɑ:t]	1) boshlanish; 2) boshlamoq
strawberry <i>n</i> ['strɔ:bəri]	qulupnay
summer <i>n</i> ['sʌmə]	yoz
Sunday <i>n</i> ['sʌndi]	yakshanba
sunny <i>adj</i> ['sʌni]	quyoshli, serquyosh
swim <i>v</i> [swɪm]	cho'milmoq, suzmoq

**T t**

table <i>n</i> [teɪbl]	1) stol; 2) jadval
tail <i>n</i> [teɪl]	dum
tasty <i>adj</i> ['teɪsti]	mazali, lazzatli
taxi <i>n</i> ['tæksi]	taksi
teacher <i>n</i> ['ti:tʃə]	o'qituvchi
Teachers' Day <i>n</i> [ˈti:tʃəz 'deɪ]	O'qituvchilar kuni
team <i>n</i> [ti:m]	jamo'a, komanda
teddy bear <i>n</i> ['tedi' beə]	o'yinchoq ayiq
teeth <i>n</i> [ti:θ]	tishlar
ten <i>num</i> [ten]	o'n
tennis <i>n</i> ['tenɪs]	tennis
Thank you <i>v</i> ['θæŋkju:]	Rahmat (sizga)
that <i>adj</i> [ðæt]	u, o'sha, anavi
the [ðə, ði:, ði]	aniq artikl
there is/are [ðerɪz/ðerɑ:]	(biror joyda) ... bor
thing <i>n</i> [θɪŋ]	narsa, buyum
this <i>pron</i> [ðɪs]	bu, shu
thirteen <i>num</i> ['θɜ:ti:n]	o'n uch
thirty <i>num</i> ['θɜ:ti]	o'ttiz
thirty-one <i>num</i> [ˈθɜ:ti 'wʌn]	o'ttiz bir
three <i>num</i> [θri:]	uch
Thursday <i>n</i> ['θɜ:zdi]	payshanba
tiger <i>n</i> ['taɪgə]	yo'lbars
time <i>n</i> [taɪm]	vaqt
tired <i>adj</i> [taɪd]	charchagan
to <i>prep</i> [tu, tə, tu:]	-ga
toe <i>n</i> [təʊ]	oyoq barmog'i
tooth <i>n</i> [tu:θ]	tish
tomato <i>n</i> [tə'mɑ:təʊ]	pomidor
toy <i>n</i> [tɔɪ]	o'yinchoq
tractor <i>n</i> ['træktə]	traktor
train <i>n</i> [treɪn]	poyezd
trainers <i>n</i> ['treɪnəz]	krossovka
tree <i>n</i> [tri:]	daraxt

trousers *n* ['traʊzəz]  
T-shirt *n* ['ti:'ʃɜ:t]  
Tuesday *n* ['tju:zdi]  
twelve *num* [twelv]  
twenty *num* ['twenti]  
twenty-one *num*  
['twenti 'wʌn]  
two *num* [tu:]

## U u

under *prep* [ʌndə]  
unit *n* ['ju:nɪt]  
Uzbek *n* ['ʊzbek]  
Uzbekistan *n*  
['ʊzbekɪ'stɑ:n]

## V v

vase *n* [vɑ:z]  
volleyball *n* ['vɒlibɔ:l]

## W w

wall *n* [wɔ:l]  
want *v* [wɒnt]  
watch TV *v* ['wɒtʃ'ti:'vi:]  
watermelon *n*  
['wɔ:təmelən]  
we *pron* [wi:]  
Wednesday *n* ['wenzdɪ]  
well *adj* [wel]  
what *pron* [wɒt]  
white *adj* [waɪt]  
who *pron* [hu:]  
window *n* ['wɪndəʊ]  
wish *n, v* [wɪʃ]  
with *prep* [wɪð]  
wolf *n* [wʊlf]  
word *n* [wɜ:d]

shim  
futbolka  
seshanba  
o'n ikki  
yigirma  
yigirma bir

ikki

ostida, tagida  
bo'lim  
o'zbek; o'zbek tili  
O'zbekiston

vaza, guidon  
voleybol

devor  
xohlamoq  
televizor ko'rmoq  
tarvuz

biz  
chorshanba  
yaxshi  
nima; qanday  
oq  
kim, qaysi  
deraza  
tilak; tilamoq  
bilan  
bo'ri  
so'z

wordlist *n* ['wɜ:dlist]  
write *v* [raɪt]

## Y y

yellow *adj* ['jeləʊ]  
yes *interj* [jes]  
you *pron* [ju:, jə]  
your *pron* [jɔ:]

## Z z

zebra *n* ['zi:brə]  
zoo *n* [zu:]

lug'at  
yozmoq

sariq rang  
ha  
sen, siz  
sening, sizning

zebra  
hayvonot bog'i

K 40 **Kids' English:** o'quv nashri. 2-sinf. S.Xan [va boshq.]. — Toshkent: «O'zbekiston», 2016. — 120 b.

ISBN 978-9943-28-043-4

**UO'K: 811.111(075)**  
**KBK 81.2Ingl**

*O'quv nashri*

**Svetlana Xan, Lutfullo Jo'rayev,  
Klara Inogamova, Oysara Maxsudova**

**Kids' English**

*Qayta ishlangan ikkinchi nashri*

Umumiy o'rta ta'lim maktablarining 2-sinfi uchun darslik

Rassomlar: *Yu. Gabzalilov, I. Xolxo'jayev, F. Iskandarov, R. Zufarov, B. Zufarov*

Dizayner va badiiy muharrir *Sh. Xo'jayev*  
Muharrirlar: *K. Inagamova, A. Ziyadov*  
Texnik muharrir *T. Xaritonova*  
Musahhihlar: *K. Inagamova, N. Abdurahmonova*  
Kichik muharrir *D. Xolmatova*  
Kompyuterda sahifalovchi *K. Goldobina*

Nashriyot litsenziyasi AI № 158, 14.08.2009.

Bosishga 2016-yil 6-aprelda ruxsat etildi. Qog'oz formati 60x90<sup>1</sup>/<sub>8</sub>. Ofset qog'ozi. «Virtec Pragmatica Uz» garniturada ofset usulida bosildi. Kegli 16, 14. Shartli bosma tabog'i 15,00. Nashr tabog'i 19,00.

Adadi 517 940 nusxa. Buyurtma № 16-237.

O'zbekiston Matbuot va axborot agentligining «O'zbekiston» nashriyot-matbaa ijodiy uyi.  
100011, Toshkent, Navoiy ko'chasi, 30.

Telefon: (371) 244-87-55, 244-87-20. Faks: (371) 244-37-81, 244-38-10.  
e-mail: [uzbekistan@iptd-uzbekistan.uz](mailto:uzbekistan@iptd-uzbekistan.uz) [www.iptd-uzbekistan.uz](http://www.iptd-uzbekistan.uz)

### Darslik holatini ko'rsatuvchi jadval

№	O'quvchining ismi, familiyasi	O'quv yili	Darslikning olingandagi holati	Sinf rahbarining imzosi	Darslikning topshirilgandagi holati	Sinf rahbarining imzosi
1.						
2.						
3.						
4.						
5.						
6.						

**Darslik ijaraga berilib, o'quv yili yakunida qaytarib olinganda yuqoridagi jadval sinf rahbari tomonidan quyidagi baholash mezonlariga asosan to'ldiriladi:**

Yangi	Darslikning birinchi marotaba foydalanishga berilgandagi holati.
Yaxshi	Muqova butun, darslikning asosiy qismidan ajralmagan. Barcha varaqlari mavjud, yirtilmagan, ko'chmagan, betlarida yozuv va chiziqlar yo'q.
Qoniqarli	Muqova ezilgan, birmuncha chizilib chetlari yedirilgan, darslikning asosiy qismidan ajralish holati bor, foydalanuvchi tomonidan qoniqarli ta'mirlangan. Ko'chgan varaqlari qayta ta'mirlangan, ayrim betlarga chizilgan.
Qoniqarsiz	Muqova chizilgan, yirtilgan, asosiy qismidan ajralgan yoki butunlay yo'q, qoniqarsiz ta'mirlangan. Betlari yirtilgan, varaqlari yetishmaydi, chizib, bo'yab tashlangan. Darslikni tiklab bo'lmaydi.