

earlyreads

Level  
**2**

Cristina Ivaldi

# The Mad Teacher



Illustrated by Massimo Sardi

AUDIO CD






Cristina Ivaldi

# The Mad Teacher





# Contents



## The Mad Teacher

3-23

### Activities

The mysterious message

24-25

What is missing?

26-27

Guess the names

28-29

Colour it!

30

Join the numbers!

31

Crossword


32

Design and Art Direction: Nadia Maestri  
Layout: Sara Blasigh

© 2001 Black Cat Publishing,  
an imprint of Cideb Editrice,  
Genoa, Canterbury


All rights reserved. No part of this book may be reproduced, stored in a retrieval system, or transmitted, in any form or by any means, electronic, mechanical, photocopying, recording or otherwise, without the written permission of the publisher.

We would be happy to receive your comments and suggestions, and give you any other information concerning our material.  
[editorial@blackcat-cideb.com](mailto:editorial@blackcat-cideb.com)  
[www.blackcat-cideb.com](http://www.blackcat-cideb.com)  
[www.cideb.it](http://www.cideb.it)



ISBN 978-88-7754-567-1

Printed in Italy by Litoprint, Genoa





This is our school.  
It is big.  
This is our classroom.  
It is not very big.





And this is our teacher,  
Mr Robson.





Mr Robson is  
a good teacher,  
but sometimes he is a bit boring.  
He speaks and speaks.  
We sleep.






But today  
Mr Robson is strange.  
We are surprised.







OPEN  
YOUR BOOKS.

ISN'T HE  
STRANGE?

YES, HE IS!



Mr Robson is very very strange.

We stand up,

we sit down,

we open our books,

we close our books,

we open the door,



we close the door,

we open the windows,



we close the windows.

We are confused.







HE'S  
VERY STRANGE!

YES, VERY!



What is it?

The teacher is not strange.





He is mad!



We are worried.



We are afraid.






Who is that?  
It is Laura.  
She is on the floor.  
She is on all fours.  
She has got an idea.





Now, Laura is on a chair.   
But she is too short,  
and the teacher is tall.






But Bob is tall too.  
He is very tall.





Now Bob is near Laura.  
He is on the chair.  
But this is really strange...  
a big button! 





The teacher has got a big button  and three small buttons  on his back.



Bob is on the chair.

He presses the button.

A BIG  
BUTTON?

SIT ON  
THE  
TEACHER!

YES, A BIG BUTTON  
AND THREE  
SMALL BUTTONS.

PRESS THE  
BIG BUTTON,  
BOB!



Now the teacher is silent.






The teacher is not mad.  
He is a robot.  
He has got a big button  
and three small buttons.





One is blue. Blue is calm. 

One is orange. Orange is clever. 

One is purple. Purple is raving mad! 

Bob presses the 'calm' button.



**BLUE** IS CALM,  
**ORANGE** IS CLEVER,  
**PURPLE** IS RAVING MAD.

PRESS  
'CALM'.

**CALM**

**CLEVER**

**RAVING  
MAD**

GO!

**CALM**



The teacher is normal now.  
He is calm, very calm.





He is a bit boring, too.






A calm teacher is boring.  
But our teacher is a robot,  
and a robot teacher has buttons.



WHERE ARE  
THE BUTTONS?

OVER THERE,  
ON HIS BACK!

BE CAREFUL!



NOW... NOW,...  
CHIL-DREN!

CLEVER OR  
MAD?



And a mad teacher is fun!





# The mysterious message



You are a spy, 009,  
and this is a message for you from your friend 008.  
He's a spy too, of course.  
You also have a message on your answer phone.  
It's a series of letters.  
Listen to the answer phone.  
Cross out the letters you hear and read the message!

Now follow the instructions in the message!

Find also:

- a big blue pen
- a short teacher
- a tall girl
- a boy on all fours
- a very small schoolbag
- a very big eraser
- a green boy
- a mad girl









# What is missing?

This is a shopping robot.


His trolley is full, but the shelves are empty.

Draw, colour and write the words on the shelves.

BOOK, PENCIL, FELT-TIP PEN,  
PENCIL CASE, SCHOOLBAG, DESK,  
DOOR, BUTTON, REMOTE CONTROL,  
ERASER, RULER, CHAIR

Then find the missing things in the trolley.

SHELVES








TROLLEY




# Guess the names



The teacher speaks to the children.  
He gives instructions.  
Match the children with their names.  
One of the children is not in the classroom.  
Who is it? Who is missing?







# English Class 1

Bob	Ian
Carol	Jeff
David	Kate
George	Laura
Helen	



# Colour it!



Listen to the instructions to colour the numbers.



black



white



blue



yellow



red



purple



orange




brown



green



pink






# Join the numbers!

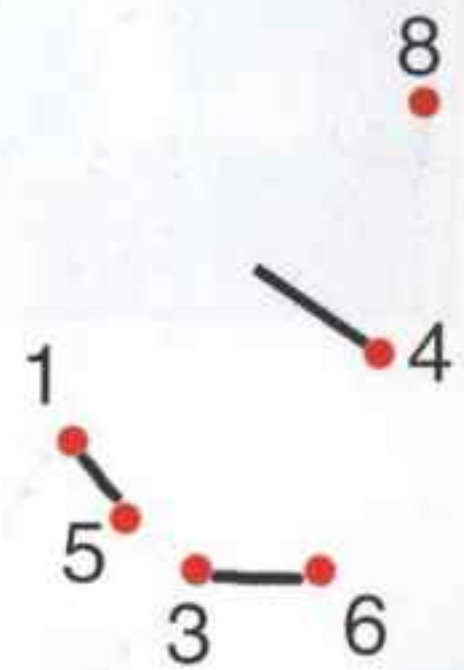


Listen to the instructions and join the dots.

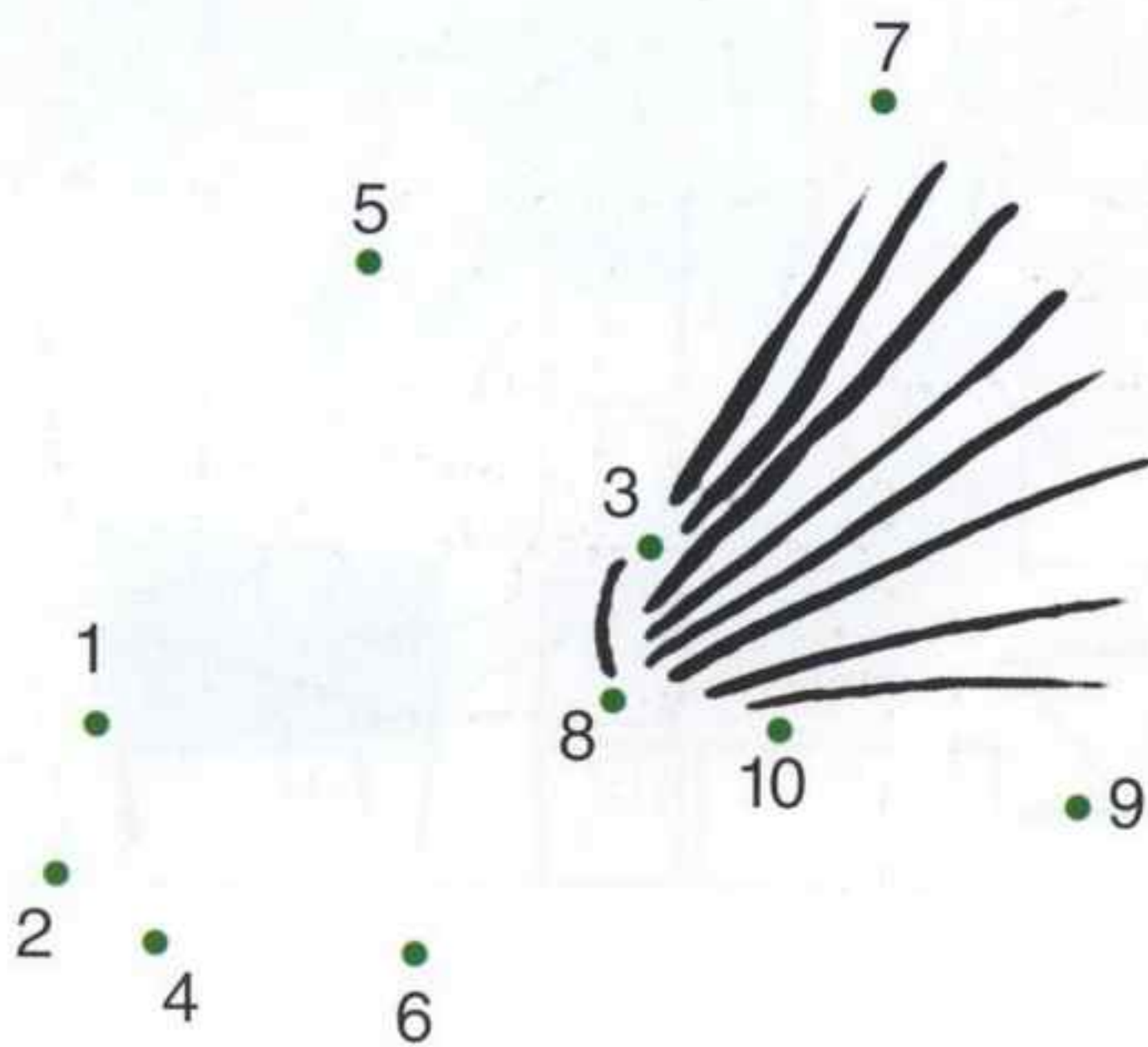
**B**



**A**



**C**

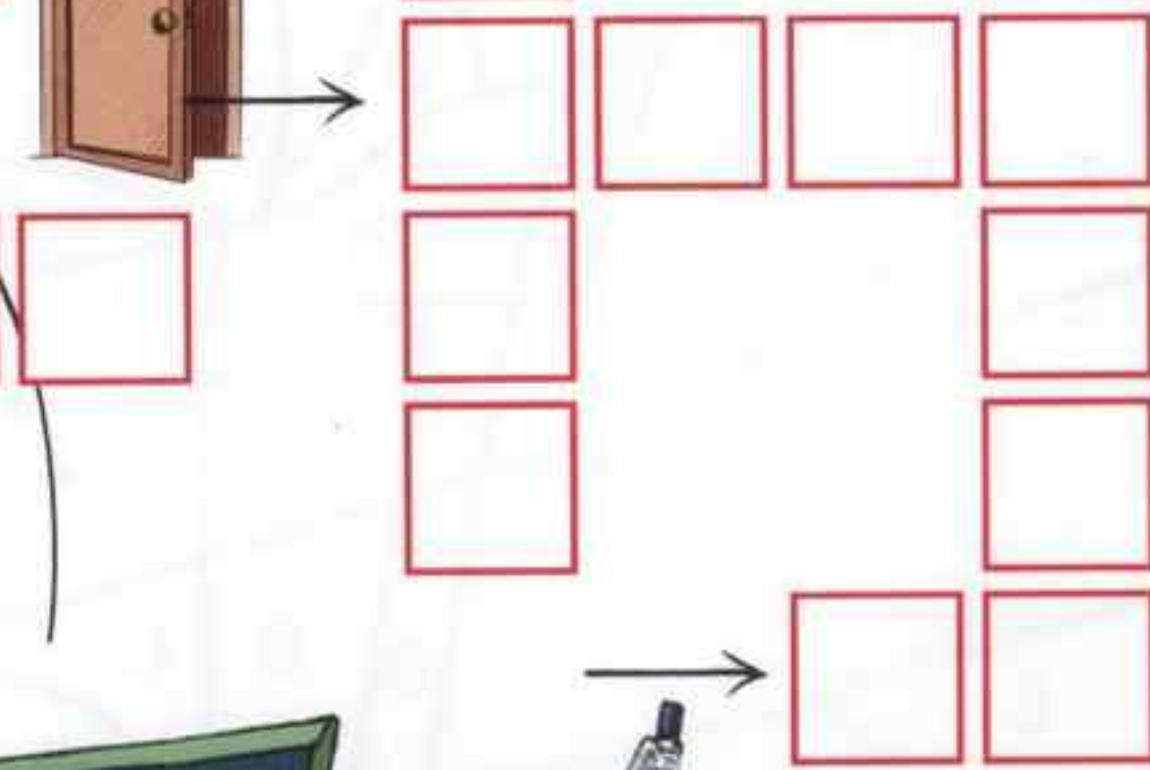
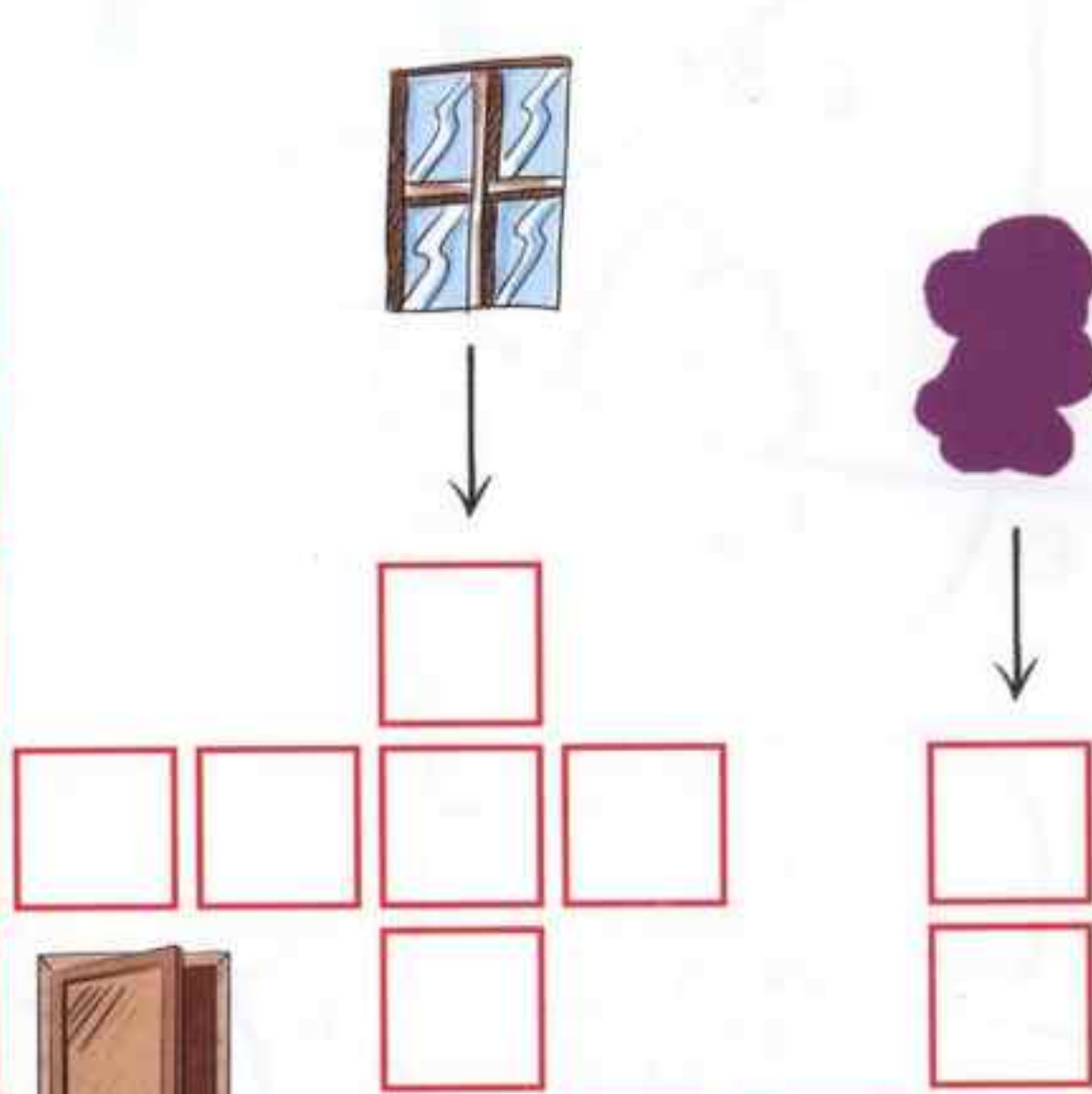

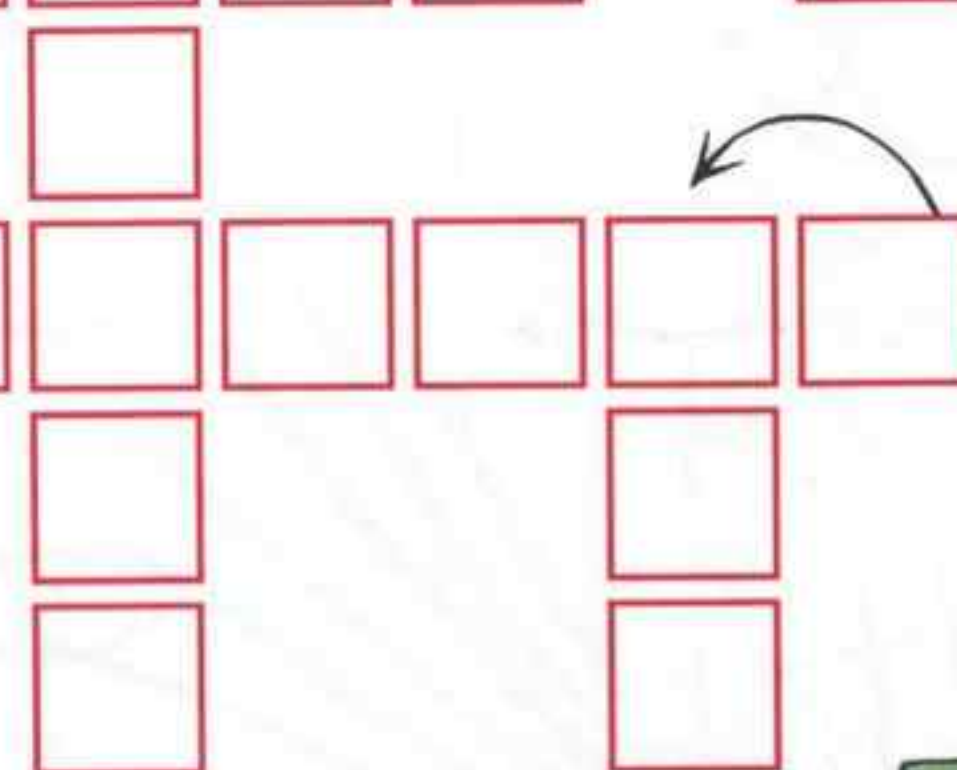

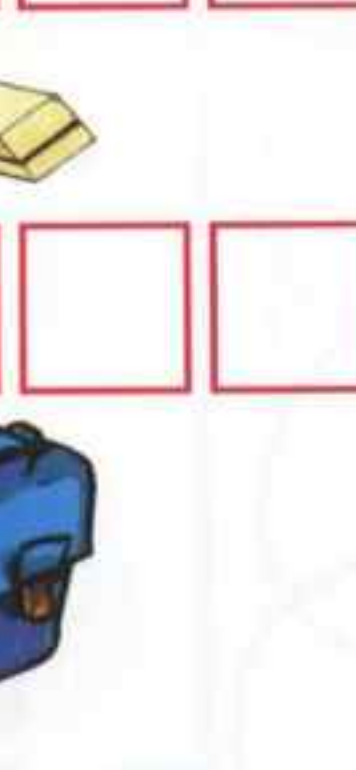









# Crossword



PENCIL ...







Teachers are often rather strange people, particularly English teachers! They repeat the same words and ask children to say and do absurd things. This teacher, however, is not just a bit strange; he is really mad!

Special features include:

- clear illustrations for immediate comprehension
- games and activities at the end of the book to involve friends and family and make learning really fun
- a recording of the text plus additional listening activities



Level 1

Level 2

Level 3

Level 4

Level 5

ISBN 978-88-7754-567-1



9 788877 545671

Book+CD

This volume without the side coupon is to be considered a sample copy not for sale.

Cristina Ivaldi  
The Mad Teacher  
ISBN 978-88-7754-567-1  
BLACK CAT PUBLISHING  
CIDEB