

Grades					English Teacher:
Dates					Name Surname

Unit 1. My Country - my pride

Lesson 1.A. Welcome to Uzbekistan!

The aim of the lesson:

Educational: -to improve pupils' awareness of geographical terms, teach the Uzbek tradition

Developing: -to develop pupils' listening and speaking skills, develop to report own ideas, communicative skills.

Socio-cultural: -to raise awareness of Uzbek culture, teaching to respect other cultures

Competence: SC1, FLCC and PC in talking about Uzbekistan

Learning outcomes: At the end of the lesson pupils will be able to speak about Uzbekistan, population, area and neighboring countries.

Type of the lesson: non-standard, mixed, modern

Method of the lesson: individual, group work, pair work

Equipment: English 10 Pupil's book, the DVD, map of Uzbekistan

TECHNOLOGICAL MAP OF THE LESSON

№	Part of the lesson	Tasks	Time
1	Organizational Moment	-to greet pupils. - to motivate pupils to learn	3 min
2	Repeating last lesson	- to give pupils some questions about last lesson.	5 min
3	Explaining new theme	- to explain to pupils new vocabulary and theme. To do exercises and activities given in pupil's book.	25min
4	Consolidating new theme.	- to consolidate new theme and new words of the theme.	8 min
5	Marking.	- To mark pupils.	2 min
6	Homework.	- Giving homework.	2 min

Procedure of the lesson:

I. Organizing moment: - Greeting.

-checking register

- to ask pupils how their holiday was, what they have done, creating warm atmosphere

II. Pre Activity

Activity 1 Test your knowledge of Uzbekistan with this quiz.

Objective: to test pupils' knowledge about Uzbekistan

Ask pupils to do exercise 1 and choose suitable answer

Answer key: 1c, 2c, 3,c 4d, 5c, 6c, 7d, 8c, 9a, 10b

Activity 2 Match the words with their definitions.

Objective: to develop vocabulary

Ask your pupils to match the words given below with their definitions.

Answer key: 1. Ancient - f 2. Devastate – a 3. Handmade – e 4. Massive – d

5. Beauty – h 6. Attraction – c 7. Earthquake – b 8. Spiritual g

III. Main part of the lesson:

Activity 3 Play the T 1.3. Ask pupils to listen to the tape and complete the sentences. Explain them that they should write no more than two words.

Answer key: 1. Dancer 2. Massive earthquake 3. Independence square 4. Amir Temur
5. Must do 6. Islamic work 7. Spiritual leader 8. bread

Activity 4 This activity helps to improve pupils' geographical knowledge about Uzbekistan. Pupils have to find the names of the places marked with the numbers.

Answer key: 1. Karakalpakstan (Nukus) 2. Navoi 3. Khorezm 4. Bukhara 5. Kashkadarya (Karshi) 6. Smarakard 7. Surkhandarya (Termiz) 8. Jizzakh 9. Syrdarya (Gulistan) 10. Tashkent 11. Namangan 12. Andijan 13. Fergana



Activity 5 In this activity there's given top 8 interesting facts about Uzbekistan. Pupils Ask your pupils to read the text and find out if the sentences are true or false.

Answer key: 1-F, 2-T, 3-T, 4-F, 5-T, 6-F, 7-T, 8-T

Activity 6 In this activity pupils fill in each blank with the best word from the box. They have to use each word only once.

Answer key:

1. In order to have a good luck always do your best.
2. Samarkand bread is older than any other one.
3. There are two entrances - one at the front and one around the back
4. The oldest member of the family is usually the head of the family
5. Amir Timur's tomb was covered with black marble
6. He welcomed me with a wide smile and a warm handshake
7. Family gathering is a wonderful tradition in each Uzbek family.
8. My grandfather used to work in the coal mine.
9. The two doubly- landlocked countries are Uzbekistan (surrounded by Afghanistan, Kazakhstan, Kyrgyzstan, Tajikistan, and, Turkmenistan) and Liechtenstein (surrounded by Austria and Switzerland).

IV. Post Activity

Activity 7 Ask pupils to look at the questions from 1 to 6 and discuss them with their partner.

Possible answers:

1. Uzbekistan's neighbouring countries are Kazakhstan from North, Kyrgyzstan from East, Tadjikistan, from South, Afghanistan from South, Turkmenistan from southern west.
2. Uzbekistan declared independence on 31 August, 1991 from the Soviet Union.
3. In 1991, The first president of Uzbekistan was Islam Karimov
4. It's 449.8 thousand kilometers square
5. It's Syrdarya
6. Tashkent was destroyed by an earthquake in 1966.

V. Giving Homework Explain your pupils homework

1. Make a list of vocabulary which you have learned today.
2. Make a report on interesting facts of Uzbekistan. (Word limit is 80-100).
3. Share your report with your peers.

VI. Evaluation. Giving marks

Deputy director on educational affairs: _____

Signature _____

Grades					English Teacher:
Dates					Name Surname

Lesson 1.B. Welcome to Uzbekistan!

The aim of the lesson:

Educational: -to improve pupils' awareness of geographical terms, sightseeings of Uzbekistan

Developing: -to develop grammar skills, writing skills; writing descriptive essay

Socio-cultural: -to raise awareness of Uzbek culture, teaching to respect other cultures

Competence: SC1, FLCC and PC in talking about Uzbekistan

Learning outcomes: At the end of the lesson pupils will be able to speak about Uzbekistan, population, area and neighboring countries, sightseeings and poetry

Type of the lesson: non-standard, mixed, modern

Method of the lesson: individual, group work, pair work

Equipment: English 10 Pupil's book, the DVD, map of Uzbekistan

TECHNOLOGICAL MAP OF THE LESSON

No	Part of the lesson	Tasks	Time
1	Organizational Moment	-to greet pupils. - to motivate pupils to learn	3 min
2	Repeating last lesson	- to give pupils some questions about last lesson.	5 min
3	Explaining new theme	- to explain to pupils new vocabulary and theme. To do exercises and activities given in pupil's book.	25min
4	Consolidating new theme.	- to consolidate new theme and new words of the theme.	8 min
5	Marking.	- To mark pupils.	2 min
6	Homework.	- Giving homework.	2 min

Procedure of the lesson:

I. Organizing moment: - Greeting.

- Checking register

- Check for homework given on past lesson.

II. Pre-Activity

Activity 1 This activity is for checking pupils' grammar : Passive voice

They have to decide whether the sentences are written in Active or Passive.

1. These cars are produced in Uzbekistan.
2. You should open your textbook.
3. Mickela Malozzi is travelling around the world.
4. Tashkent was devastated by the earthquake.

5. Independent Square is the heart of Uzbekistan.
6. Samarkand was ruled by Amir Timur in the 14th century.
7. Tamerlane's two sons and two grandsons were also buried in the mausoleum.
8. Samarkand is known for different types of bread.

Answer key:

- | | | |
|--|----------------|----------------|
| 1. These cars are produced in Uzbekistan. | <i>Passive</i> | |
| 2. You should open your textbook. | <i>Active</i> | |
| 3. Mickela Malozzi is travelling around the world. | <i>Active</i> | |
| 4. Tashkent was devastated by the earthquake. | <i>Passive</i> | |
| 5. Independent Square is the heart of Uzbekistan. | <i>Active</i> | |
| 6. Samarkand was ruled by Amir Timur in the 14th century. | <i>Passive</i> | |
| 7. Tamerlane's two sons and two grandsons were also buried in the mausoleum. | | <i>Passive</i> |
| 8. Samarkand is known for different types of bread. | <i>Passive</i> | |

III. Main part

Activity 2 This activity is for practicing pupils' grammar knowledge. Pupils' will put the correct form of the verbs in the gaps paying attention to the active and passive forms rules.

Answer key: 1. Came 2. Prohibited 3. Lost 4. Understand 5. was taken 6. was called 7. was asked 8. was announced 9. was pronounced 10. was written 11. eat

Activity 3 Pupil's read the words and phrases related to the word motherland. And they make up sentences using the vocabulary.



motherland
(mʌðəˈlænd)

- motherland is one of the 30000 most commonly used words in the Collins dictionary
- Synonyms: fatherland, country of origin, native soil, native land, birthplace, homeland, mother country

IV. Post Activity

Activity 4 Read the poem and Ask your pupils to match the underlined words with the following definitions.

- | | |
|--|-------------------|
| 1. Admire (someone or something) deeply | <i>respect</i> |
| 2. Notice the loss or absence of | <i>miss</i> |
| 3. A district of Jizzakh Region in Uzbekistan | <i>Bakhmal</i> |
| 4. The place where a person was born | <i>birthplace</i> |
| 5. A young sheep | <i>lamb</i> |
| 6. People or animals that are easy to love | <i>adorable</i> |
| 7. Person who doesn't want to change attitude or postion | <i>stubborn</i> |
| 8. A variety of ovens in Uzbekistan | <i>tandoor</i> |
| 9. A feeling of expectation and desire for a certain thing to happen | <i>hope</i> |

V. Giving Homework. Learn new words. Make sentences using them.

VI. Evaluation. Giving marks

Deputy director on educational affairs: _____

Signature _____

Grades					English Teacher:
Dates					Name Surname

Lesson 1.B. Welcome to Uzbekistan! Consolidation.

The aim of the lesson:

Educational: -to improve pupils' awareness of geographical terms, sightseeings of Uzbekistan

Developing: -to develop grammar skills, writing skills; writing descriptive essay

Socio-cultural: -to raise awareness of Uzbek culture, teaching to respect other cultures

Competence: SC1, FLCC and PC in talking about Uzbekistan

Learning outcomes: At the end of the lesson pupils will be able to speak about Uzbekistan, population, area and neighboring countries, sightseeings and poetry

Type of the lesson: non-standard, mixed, modern

Method of the lesson: individual, group work, pair work

Equipment: English 10 Pupil's book, the DVD, map of Uzbekistan

TECHNOLOGICAL MAP OF THE LESSON

№	Part of the lesson	Tasks	Time
1	Organizational Moment	-to greet pupils. - to motivate pupils to learn	3 min
2	Repeating last lesson	- to give pupils some questions about last lesson.	5 min
3	Explaining new theme	- to explain to pupils new vocabulary and theme. To do exercises and activities given in pupil's book.	25min
4	Consolidating new theme.	- to consolidate new theme and new words of the theme.	8 min
5	Marking.	- To mark pupils.	2 min
6	Homework.	- Giving homework.	2 min

Procedure of the lesson:

I. Organizing moment: - Greeting.

- Checking register

- Check for homework given on past lesson.

II. Pre-Activity

Activity 5 Pupils' will Ask your pupils to discuss the following questions. in the group.

1. Why do people admire Muhammad Yusuf's poetry?
2. How many poems by Muhammad Yusuf did you learn by heart?
3. How can you express your feelings about your motherland?
4. How can you contribute to the development of Uzbekistan?
5. How can you describe your birthplace?



The descriptive essay is a genre of essay that asks the student to describe something – object, person, place, experience, emotion, situation, etc. It is important to choose the right words, adjectives and using senses

Activity 6 Make a required list.

- A. List of words related to the topic “My motherland My pride” (10 words)
- B. List of descriptive adjectives (10 adjectives)

Activity 7 Ask pupils to choose one of the picture and describe.



IV. Post-activity

Activity 8 Read the descriptive adjectives about the cities. Find the descriptive adjectives.

1. beautiful, unique, magical, fascinating, breathtaking
2. grand, beautifully-preserved, magnificent, standing, stunning, beautiful
3. gorgeous, classical, quaint, overcrowded, delightful, exquisite

V. Homework Explain your pupils homework

Describe your hometown using the adjectives in the table below.

clean	hot	rural
cold	humid	sandy
colorful	industrial	smoky
cool	modern	wide
crowded	mountainous	windy
flat	narrow	beautiful
fresh	old	fantastic
hilly	quiet	awesome
stressful	small	large/big
spectacular	magnificent	amazing

VI. Evaluation. Giving marks

Deputy director on educational affairs: _____

Signature _____

Grades					English Teacher:
Dates					Name Surname

Lesson 2.A. Famous people

The aim of the lesson:

Educational: -to improve pupils' awareness of famous people in Uzbekistan's history and their life

Developing: -to develop grammar skills, listening skills; reading skills and using math terms

Socio-cultural: -to raise awareness of Uzbek culture, teaching to respect other cultures

Competence: SC5, LC and PC in talking about famous people

Learning outcomes: At the end of the lesson pupils will be able to speak about famous people who was born in Uzbekistan and their contribution to the motherland

Type of the lesson: non-standard, mixed, traditional

Method of the lesson: group work, pair work

Equipment: English 10 Pupil's book, the DVD, pictures of famous people

TECHNOLOGICAL MAP OF THE LESSON

No	Part of the lesson	Tasks	Time
1	Organizational Moment	-to greet pupils. - to motivate pupils to learn	3 min
2	Repeating last lesson	- to give pupils some questions about last lesson.	5 min
3	Explaining new theme	- to explain to pupils new vocabulary and theme. To do exercises and activities given in pupil's book.	25min
4	Consolidating new theme.	- to consolidate new theme and new words of the theme.	8 min
5	Marking.	- To mark pupils.	2 min
6	Homework.	- Giving homework.	2 min

Procedure of the lesson:

I. Organizing moment: - Greeting.

- Checking register

- Check for homework given on past lesson.

II. Pre-Activity:

Activity 1 Ask pupils to look at and answer questions and test their knowledge of famous people in Uzbekistan with the quiz.

Answer key: 1-C, 2-A, 3-D, 4-B, 5-A, 6-A, 7-C, 8-D

III. Main Part


Activity 2 Explain pupils that most words in English have their noun, adjective, adverb and verb form Ask them to sort out the words into the following parts of speech. Some words might belong to two columns.

Activity 3 Play T 2 . 3. Ask pupils to listen to the tape and complete the sentence. Explain them that they shouldn't write no more than one word.

Answer key:

1. known
2. 1037
3. philosopher and thinker
4. Samanid
5. Subjects
6. medicine
7. Libraries
8. philosophy

Activity 4. Name the pictures. Who are they?



Answer key:

**A – Abu Nasr Forobiy B – Al Khorazmiy C – At Termiziy
D – Abu Ali ibn Sino E – Alisher Navoiy**

Activity 5. Read the passage and do the true / false task.

Answer key:

1. False
2. False
3. True
4. True
5. False
6. True
7. True

Activity 6. Match mathematical terminology in the box A with the mathematical symbols in the box.

Answer key: 1-c, 2-j, 3-b, 4-a, 5-e, 6-f, 7-d, 8-g, 9-h, 10-i

IV. Post-activity

Activity 7. Pupils read the interesting questions and answer them.

1. How can you add eight 8's to get the number 1,000? (only use addition)
2. Two fathers and two sons sat down to eat eggs for breakfast. They ate exactly three eggs, each person had an egg. The riddle is for you to explain how.
3. What 3 positive numbers give the same result when multiplied and added together?
4. There are several books on a bookshelf. If one book is the 4th from the left and 6th from the right, how many books are on the shelf?

V. Homework

- a) Make a list of vocabulary which you have learned today?
- b) Make a report on interesting facts about Al-Khwarizmi and Avicenna. Word limit is 80 -100 .
- c) Share your report with your peers.

VI. Giving marks

Deputy director on educational affairs: _____

Signature _____

Grades					English Teacher:
Dates					Name Surname

Lesson 2.B. Famous people

The aim of the lesson:

Educational: -to improve pupils' awareness of famous people in Uzbekistan's history and their life

Developing: -to develop grammar skills, listening skills; reading skills and using adjective words

Socio-cultural: -to raise awareness of Uzbek culture, teaching to respect other cultures

Competence: SC5, LC and PC in talking about famous people

Learning outcomes: At the end of the lesson pupils will be able to speak about famous people who was born in Uzbekistan and their contribution to the motherland

Type of the lesson: non-standard, mixed, traditional

Method of the lesson: group work, pair work

Equipment: English 10 Pupil's book, the DVD, pictures of famous people

TECHNOLOGICAL MAP OF THE LESSON

No	Part of the lesson	Tasks	Time
1	Organizational Moment	-to greet pupils. - to motivate pupils to learn	3 min
2	Repeating last lesson	- to give pupils some questions about last lesson.	5 min
3	Explaining new theme	- to explain to pupils new vocabulary and theme. To do exercises and activities given in pupil's book.	25min
4	Consolidating new theme.	- to consolidate new theme and new words of the theme.	8 min
5	Marking.	- To mark pupils.	2 min
6	Homework.	- Giving homework.	2 min

Procedure of the lesson:

I. Organizing moment: - Greeting.

- Checking register

- Check for homework given on past lesson.

II. Pre-Activity

Activity 1 Check pupils' grammar : Past simple and past perfect. Ask pupils to look at the exercise and choose the correct answer. Reading sentences they revise information about Avicenna.

Answer key:

1. was born

4. was regarded

2. was ruled

5. was allowed/had cured

3. had already memorized

III. Main Part

Activity 2 Explain pupils that they should rearrange the words to make meaningful sentences. They have to use the correct form of the verbs.



Ancestor (noun)

[C]

- A person related to you who lived a long time ago:
 - There were portraits of his ancestors on the walls of the room.
- Synonyms: founder, forefather/foremother, ascendent

Answer key:

1. People didn't know about algebra in ancient times
2. Before Al-Khwarizmi Ptolomey did research the Earth to develop the map
3. The Scientist contributed to the science learning about measuring the volume
4. He had written many works before he died at the age 70
5. Al-Khwarizmi mentioned that he wrote his works to serve humanity

IV. Post-activity

Activity 3 Pupils Ask your pupils to match the words in the box with their definitions. If your class is passive, allow them to use dictionary but do not tell the answers.

Answer key:

- | | |
|----------------|------------|
| 1. descendant | 5. age |
| 2. family tree | 6. pride |
| 3. ancestor | 7. ancient |
| 4. generation | 8. founder |

V. Giving Homework. Learn new words. Make sentences using them.

VI. Evaluation. Giving marks

Deputy director on educational affairs: _____

Signature _____

Grades					English Teacher:
Dates					Name Surname

Lesson 2.B. Famous people. Consolidation

The aim of the lesson:

Educational: -to improve pupils' awareness of famous people in Uzbekistan's history and their life

Developing: -to develop grammar skills, listening skills; reading skills and using adjective words

Socio-cultural: -to raise awareness of Uzbek culture, teaching to respect other cultures

Competence: SC5, LC and PC in talking about famous people

Learning outcomes: At the end of the lesson pupils will be able to speak about famous people who was born in Uzbekistan and their contribution to the motherland

Type of the lesson: non-standard, mixed, traditional

Method of the lesson: group work, pair work

Equipment: English 10 Pupil's book, the DVD, pictures of famous people

TECHNOLOGICAL MAP OF THE LESSON

No	Part of the lesson	Tasks	Time
1	Organizational Moment	-to greet pupils. - to motivate pupils to learn	3 min
2	Repeating last lesson	- to give pupils some questions about last lesson.	5 min
3	Explaining new theme	- to explain to pupils new vocabulary and theme. To do exercises and activities given in pupil's book.	25min
4	Consolidating new theme.	- to consolidate new theme and new words of the theme.	8 min
5	Marking.	- To mark pupils.	2 min
6	Homework.	- Giving homework.	2 min

I. Organizing moment: - Greeting.

- Checking register

- Check for homework given on past lesson.

II. Pre-Activity

Activity 4. Make up sentences using new words from exercise 3. Pupils should make up sentences using new words. Explain them that they should try to use more new words in their sentences.

Possible answers:

1. The founder of Temurid's kingdom was Tamerlane.

2. Ancient Samarkand is attracting many tourists all around the world.

3. Every Uzbek feels pride when they hear the name of Al-Khwarizmi

III. Main Part

Activity 5. Ask your learners to Ask your pupils to discuss the following questions. in the group.

- What is Uzbekistan most famous for?
- What has Uzbekistan given to the world?
- What things about Uzbekistan do you think Uzbeks are proud of?
- Were people in the past smarter than now? Why/why not?



Activity 6. Divide the following adjectives into positive and negative.

Answer key:

Positive: generous / smart decisive / reliable / optimistic / hard-working / wise / helpful

Negative: mean /low-working / talkative / selfish / serious/ materialistic / pessimistic

IV. Post-activity

Activity 7. Explain pupils that they have to read the questions and take a note about one of the Internationally recognized person of Uzbekistan. All questions should not be included.

V. Homework

Explain pupils homework. They do self-study and research. Using the notes above write about one internationally famous person in your country. They should write:

- Who the person is?
- Why he or she is famous?
- What should we do in order to become famous?

They make a presentation on the topic and share their presentation with their peers.

VI. Evaluation. Giving marks

Deputy director on educational affairs: _____

Signature _____

Grades					English Teacher:
Dates					Name Surname

Control work 1

- These cars in Uzbekistan.
A) produces B) be produced C) are produced D) are producing
- Samarkand by Amir Timur in the 14th century.
A) was ruled B) is ruled C) ruled D) were ruled
- Who is the founder of Algebra?
A) Al-Hakim at Termiziy B) Abu Ali Ibn Sino
C) Khoja Ahmad Yassawiy D) Muhammad ibn Muso al-Khwarizmi
- How is it called " = " in English?
A) parallel B) equal C) fraction D) percent
- Which of them is **division**?
A) + B) - C) ÷ D) X
- Find **multiplication**.
A) + B) - C) ÷ D) X
- A distinct period of history equal to 100 years.
A) age B) generation C) month D) ancient
- A person who first starts some activities.
A) descendant B) generation C) ancestor D) founder
- A genealogical diagram of the people who live together.
A) ancestor B) family tree C) descendant D) founder
- Peter at seven o'clock.
A) goes up B) gets C) gets up D) woke up
- you like this DVD?
A) Are B) Have C) Do D) Does
- We _____ live in a flat.
A) don't B) hasn't C) doesn't D) are not
- a person who answers the questions during the interview
A) employer B) interviewer C) manager D) interviewee
- He welcomed me with a wide smile and a warm
A) tradition B) handshake C) appearance D) tea
- Family gathering is a wonderful in each Uzbek family
A) tradition B) superstition C) dinner D) greeting

Write the words in the correct order to make sentences or questions

- is for? most Uzbekistan What famous What is Uzbekistan most famous for?
- many / before / he / He/ wrotten / had /died / at the age 70 / works. He had written many works before he died at the age of 70
- is the Algebra ? founder Who of Who is the founder of Algebra?
- of parts? work big Which five consists Which work consist of five parts?
- of these Which 783? was in scientists born Which of these scientists was born in 783?

Q	1	2	3	4	5	6	7	8	9	10	11	12	13	14	15
A	C	A	D	B	C	D	A	D	B	C	C	A	D	B	A

Deputy director on educational affairs: _____

Signature _____

Grades					English Teacher:
Dates					Name Surname

Revision

The aim of the lesson:

Educational: - According to the lesson's educational purpose is to improve pupils' knowledge; to revise and consolidate all learnt materials from previous lessons

Developing: - According to the lesson's educational purpose is to develop grammar skills, listening skills; reading skills

Socio-cultural: -to raise awareness of other cultures, teaching to respect them

Competence: SC3, FLCC and PC in asking and answering questions

Learning outcomes: At the end of the lesson pupils will be able to talk about all topics learnt in previous lessons; use vocabulary properly

Type of the lesson: non-standard, mixed, traditional

Method of the lesson: group work, pair work

Equipment: English 10 Pupil's book, the DVD, piece of chalk, blackboard

TECHNOLOGICAL MAP OF THE LESSON

No	Part of the lesson	Tasks	Time
1	Organizational Moment	-to greet pupils. - to motivate pupils to learn	3 min
2	Repeating last lesson	- to give pupils some questions about last lesson.	5 min
3	Explaining new theme	- to explain to pupils new vocabulary and theme. To do exercises and activities given in pupil's book.	25min
4	Consolidating new theme.	- to consolidate new theme and new words of the theme.	8 min
5	Marking.	- To mark pupils.	2 min
6	Homework.	- Giving homework.	2 min

I. Organizing moment: - Greeting.

- Checking register
- Check for homework given on past lesson.

II. Pre-Activity



Let's talk about

COUNTRIES



Conversation cards

<p>What is the biggest country in the world?</p> <p>What do you know about it?</p>	<p>What is the country with the most people?</p> <p>What do you know about it?</p>	<p>How many continents are there?</p> <p>Can you name them?</p>
<p>Do many people visit your country?</p> <p>What can tourists see and do there?</p>	<p>Name some <i>landmarks</i> in the city or country where you live.</p> <p>(= important sight or feature in the city)</p>	<p>Name three countries in three different continents where it is always hot and never snows or</p>
<p>How many countries are there in the world?</p> <p><i>Guess.</i></p>	<p>How many currencies do you know?</p> <p>Make a list.</p>	<p>Name three countries in three different continents where it always snows and freezes in winter.</p>
<p>What are the most popular tourist countries?</p> <p><i>Guess.</i></p>	<p>What countries would you visit if you were on a world trip?</p> <p>Get a map and plan your world trip.</p>	<p>How many countries can you name starting with the letter J?</p> <p>On which continent(s) are they</p>
<p>Which countries have you visited?</p> <p>Which countries would you like to visit?</p>	<p>What countries would you not want to visit and why?</p>	<p>How many countries can you name starting with the letter K?</p> <p>On which continent(s) are they</p>
<p>Would you like to live, study or work in another country?</p> <p>If so, which country?</p>	<p>Plan a 3-week tour around your country. Make a list of places to visit, to stay and how to get there.</p>	<p>How many countries can you name starting with the letter B?</p> <p>On which continent(s) are they</p>



Draw and colour the flags.

1. Germany	2. Spain	3. UK
<div style="border: 1px solid black; width: 60px; height: 60px; margin: auto;"></div>	<div style="border: 1px solid black; width: 60px; height: 60px; margin: auto;"></div>	<div style="border: 1px solid black; width: 60px; height: 60px; margin: auto;"></div>
4. Mexico	5. USA	6. Japan
<div style="border: 1px solid black; width: 60px; height: 60px; margin: auto;"></div>	<div style="border: 1px solid black; width: 60px; height: 60px; margin: auto;"></div>	<div style="border: 1px solid black; width: 60px; height: 60px; margin: auto;"></div>
7. China	8. Russia	9. Thailand
<div style="border: 1px solid black; width: 60px; height: 60px; margin: auto;"></div>	<div style="border: 1px solid black; width: 60px; height: 60px; margin: auto;"></div>	<div style="border: 1px solid black; width: 60px; height: 60px; margin: auto;"></div>

1	
2	
3	
4	

Match

Australia	
Brazil	
China	
England	
India	
Italy	
New Zealand	
Russia	
Thailand	

5 	9 
6 	10 
7 	11 
8 	12 



Deputy director on educational affairs: _____

Turkey
Signature _____

USA

Vietnam

Ushbu konspektning *to'liq va fondagi yozuvlarsiz* variantini olish uchun

 +99891 180 0985 telegram raqamiga yoki
 [@hasanboy_uz](https://t.me/hasanboy_uz) telegram adresiga xabar yozing

Narxi 25 000 so'm

To'lov FAQAT **click** yoki **payme** orqali

BOG'LANISH FAQAT TELEGRAM ORQALI! Telefon qilinganda yoki sms yuborilganda javob bermaslik ehtimoli yuqori

Hasanboy.uz